



**SPC BENCHMARK 2™
FULL DISCLOSURE REPORT**

**IBM CORPORATION
IBM SYSTEM STORAGE DCS3700
(WITH PERFORMANCE MODULES)**

SPC-2™ V1.4

**Submitted for Review: January 17, 2013
Submission Identifier: B00064**

First Edition – January 2013

THE INFORMATION CONTAINED IN THIS DOCUMENT IS DISTRIBUTED ON AN AS IS BASIS WITHOUT ANY WARRANTY EITHER EXPRESS OR IMPLIED. The use of this information or the implementation of any of these techniques is the customer's responsibility and depends on the customer's ability to evaluate and integrate them into the customer's operational environment. While each item has been reviewed by IBM Corporation for accuracy in a specific situation, there is no guarantee that the same or similar results will be obtained elsewhere. Customers attempting to adapt these techniques to their own environment do so at their own risk.

This publication was produced in the United States. IBM Corporation may not offer the products, services, or features discussed in this document in other countries, and the information is subject to change with notice. Consult your local IBM Corporation representative for information on products and services available in your area.

© Copyright IBM Corporation 2013. All rights reserved.

Permission is hereby granted to reproduce this document in whole or in part, provided the copyright notice as printed above is set forth in full text on the title page of each item reproduced.

Trademarks

SPC Benchmark 2, SPC-2, SPC-2 MBPS, and SPC-2 Price-Performance are trademarks of the Storage Performance Council. IBM, the IBM logo, System Storage and DCS3700 are trademarks or registered trademarks of IBM Corporation in the United States and other countries. All other brands, trademarks, and product names are the property of their respective owners.

Table of Contents

Audit Certification	9
Audit Certification (cont.)	10
Letter of Good Faith	11
Executive Summary	12
Test Sponsor and Contact Information	12
Revision Information and Key Dates	12
Tested Storage Product (TSP) Description	13
SPC-2 Reported Data	14
Storage Capacities and Relationships	16
Differences between the Tested Storage Configuration (TSC) and Priced Storage Configuration	17
Priced Storage Configuration Pricing	17
Priced Storage Configuration Diagram	18
Priced Storage Configuration Components	18
Configuration Information	19
Benchmark Configuration (BC)/Tested Storage Configuration (TSC) Diagram	19
Storage Network Configuration	19
Host System and Tested Storage Configuration Table	19
Benchmark Configuration/Tested Storage Configuration Diagram	20
Host System and Tested Storage Configuration Components	20
Customer Tunable Parameters and Options	21
Tested Storage Configuration (TSC) Creation and Configuration	21
SPC-2 Workload Generator Storage Configuration	21
ASU Pre-Fill	22
SPC-2 Data Repository	23
SPC-2 Storage Capacities and Relationships	23
SPC-2 Storage Capacities.....	23
SPC-2 Storage Capacities and Relationships Illustration.....	24
SPC-2 Storage Hierarchy Ratios.....	24
Storage Capacity Utilization	25
Logical Volume Capacity and ASU Mapping	25
SPC-2 Test Execution Results	26
SPC-2 Tests, Test Phases, Test Run Sequences, and Test Runs	26
Large File Processing Test	30
SPC-2 Workload Generator Commands and Parameters.....	30

SPC-2 Test Results File	31
SPC-2 Large File Processing Average Data Rates (MB/s)	31
SPC-2 Large File Processing Average Data Rates Graph	32
SPC-2 Large File Processing Average Data Rate per Stream	33
SPC-2 Large File Processing Average Data Rate per Stream Graph	34
SPC-2 Large File Processing Average Response Time.....	35
SPC-2 Large File Processing Average Response Time Graph	36
Large File Processing Test – WRITE ONLY Test Phase	37
SPC-2 “Large File Processing/WRITE ONLY/1024 KiB Transfer Size” Test Run Data – Ramp-Up Period.....	38
SPC-2 “Large File Processing/WRITE ONLY/1024 KiB Transfer Size” Test Run Data Measurement Interval, Run-Out, and Ramp-Down Periods	39
SPC-2 “Large File Processing/WRITE ONLY/1024 KiB Transfer Size” Average Data Rate Graph – Complete Test Run	40
SPC-2 “Large File Processing/ WRITE ONLY /1024 KiB Transfer Size” Average Data Rate Graph – Measurement Interval (MI) Only	40
SPC-2 “Large File Processing/ WRITE ONLY /1024 KiB Transfer Size” Average Data Rate per Stream Graph.....	41
SPC-2 “Large File Processing/ WRITE ONLY /1024 KiB Transfer Size” Average Response Time Graph.....	41
SPC-2 “Large File Processing/ WRITE ONLY /256 KiB Transfer Size” Test Run Data – Ramp-Up Period.....	42
SPC-2 “Large File Processing/ WRITE ONLY /256 KiB Transfer Size” Test Run Data Measurement Interval, Run-Out, and Ramp-Down Periods	43
SPC-2 “Large File Processing/ WRITE ONLY /256 KiB Transfer Size” Average Data Rate Graph – Complete Test Run	44
SPC-2 “Large File Processing/ WRITE ONLY /256 KiB Transfer Size” Average Data Rate Graph – Measurement Interval (MI) Only	44
SPC-2 “Large File Processing/ WRITE ONLY /256 KiB Transfer Size” Average Data Rate per Stream Graph	45
SPC-2 “Large File Processing/ WRITE ONLY /256 KiB Transfer Size” Average Response Time Graph.....	45
Large File Processing Test – READ-WRITE Test Phase	46
SPC-2 “Large File Processing/READ-WRITE/1024 KiB Transfer Size” Test Run Data – Ramp-Up Period.....	47
SPC-2 “Large File Processing/READ-WRITE/1024 KiB Transfer Size” Test Run Data Measurement Interval, Run-Out, and Ramp-Down Periods	48
SPC-2 “Large File Processing/ READ-WRITE/1024 KiB Transfer Size” Average Data Rate Graph – Complete Test Run	49
SPC-2 “Large File Processing/ READ-WRITE/1024 KiB Transfer Size” Average Data Rate Graph – Measurement Interval (MI) Only	49

SPC-2 “Large File Processing/READ-WRITE/1024 KiB Transfer Size” Average Data Rate per Stream Graph	50
SPC-2 “Large File Processing/READ-WRITE/1024 KiB Transfer Size” Average Response Time Graph.....	50
SPC-2 “Large File Processing/READ-WRITE/256 KiB Transfer Size” Test Run Data – Ramp-Up Period.....	51
SPC-2 “Large File Processing/READ-WRITE/256 KiB Transfer Size” Test Run Data Measurement Interval, Run-Out, and Ramp-Down Periods	52
SPC-2 “Large File Processing/READ-WRITE/256 KiB Transfer Size” Average Data Rate Graph – Complete Test Run	53
SPC-2 “Large File Processing/READ-WRITE/256 KiB Transfer Size” Average Data Rate Graph – Measurement Interval (MI) Only	53
SPC-2 “Large File Processing/READ-WRITE/256 KiB Transfer Size” Average Data Rate per Stream Graph	54
SPC-2 “Large File Processing/READ-WRITE/256 KiB Transfer Size” Average Response Time Graph.....	54
Large File Processing Test – READ ONLY Test Phase	55
SPC-2 “Large File Processing/READ ONLY/1024 KiB Transfer Size” Test Run Data – Ramp Up Period.....	56
SPC-2 “Large File Processing/READ ONLY/1024 KiB Transfer Size” Test Run Data.....	57
Measurement Interval, Run-Out, and Ramp-Down Periods	57
SPC-2 “Large File Processing/READ ONLY/1024 KiB Transfer Size” Average Data Rate Graph – Complete Test Run	58
SPC-2 “Large File Processing/READ ONLY/1024 KiB Transfer Size” Average Data Rate Graph – Measurement Interval (MI) Only	58
SPC-2 “Large File Processing/READ ONLY/1024 KiB Transfer Size” Average Data Rate per Stream Graph	59
SPC-2 “Large File Processing/READ ONLY/1024 KiB Transfer Size” Average Response Time Graph.....	59
SPC-2 “Large File Processing/READ ONLY/256 KiB Transfer Size” Test Run Data – Ramp-Up Period.....	60
SPC-2 “Large File Processing/READ ONLY/256 KiB Transfer Size” Test Run Data Measurement Interval, Run-Out, and Ramp-Down Periods	61
SPC-2 “Large File Processing/READ ONLY/256 KiB Transfer Size” Average Data Rate Graph – Complete Test Run	62
SPC-2 “Large File Processing/READ ONLY/256 KiB Transfer Size” Average Data Rate Graph – Measurement Interval (MI) Only	62
SPC-2 “Large File Processing/READ ONLY/256 KiB Transfer Size” Average Data Rate per Stream Graph	63
SPC-2 “Large File Processing/READ ONLY/256 KiB Transfer Size” Average Response Time Graph.....	63
Large Database Query Test.....	64
SPC-2 Workload Generator Commands and Parameters.....	64

SPC-2 Test Results File	64
SPC-2 Large Database Query Average Data Rates (MB/s)	65
SPC-2 Large Database Query Average Data Rates Graph.....	65
SPC-2 Large Database Query Average Data Rate per Stream	66
SPC-2 Large Database Query Average Data Rate per Stream Graph.....	66
SPC-2 Large Database Query Average Response Time.....	67
SPC-2 Large Database Query Average Response Time Graph	67
Large Database Query Test – 1024 KiB TRANSFER SIZE Test Phase	68
SPC-2 “Large Database Query/1024 KiB Transfer Size/4 Outstanding I/Os” Test Run Data – Ramp-Up Period.....	69
SPC-2 “Large Database Query/1024 KiB Transfer Size/4 Outstanding I/Os” Test Run Data Measurement Interval, Run-Out, and Ramp-Down Periods	70
SPC-2 “Large Database Query/1024 KiB Transfer Size/4 Outstanding I/Os” Average Data Rate Graph – Complete Test Run	71
SPC-2 “Large Database Query/1024 KiB Transfer Size/4 Outstanding I/Os” Average Data Rate Graph – Measurement Interval (MI) Only	71
SPC-2 “Large Database Query/1024 KiB Transfer Size/4 Outstanding I/Os” Average Data Rate per Stream Graph	72
SPC-2 “Large Database Query/1024 KiB Transfer Size/4 Outstanding I/Os” Average Response Time Graph.....	72
SPC-2 “Large Database Query/1024 KiB Transfer Size/1 Outstanding I/O” Test Run Data – Ramp-Up Period.....	73
SPC-2 “Large Database Query/1024 KiB Transfer Size/1 Outstanding I/O” Test Run Data Measurement Interval, Run-Out, and Ramp-Down Periods	74
SPC-2 “Large Database Query/1024 KiB Transfer Size/1 Outstanding I/O” Average Data Rate Graph – Complete Test Run	75
SPC-2 “Large Database Query/1024 KiB Transfer Size/1 Outstanding I/O” Average Data Rate Graph – Measurement Interval (MI) Only	75
SPC-2 “Large Database Query/1024 KiB Transfer Size/1 Outstanding I/O” Average Data Rate per Stream Graph	76
SPC-2 “Large Database Query/1024 KiB Transfer Size/1 Outstanding I/O” Average Response Time Graph.....	76
Large Database Query Test – 64 KiB TRANSFER SIZE Test Phase	77
SPC-2 “Large Database Query/64 KiB Transfer Size/4 Outstanding I/Os” Test Run Data – Ramp-Up Period.....	78
SPC-2 “Large Database Query/64 KiB Transfer Size/4 Outstanding I/Os” Test Run Data Measurement Interval, Run-Out, and Ramp-Down Periods	79
SPC-2 “Large Database Query/64 KiB Transfer Size/4 Outstanding I/Os” Average Data Rate Graph – Complete Test Run	80
SPC-2 “Large Database Query/64 KiB Transfer Size/4 Outstanding I/Os” Average Data Rate Graph – Measurement Interval (MI) Only	80

SPC-2 “Large Database Query/64 KiB Transfer Size/4 Outstanding I/Os” Average Data Rate per Stream Graph.....	81
SPC-2 “Large Database Query/64 KiB Transfer Size/4 Outstanding I/Os” Average Response Time Graph.....	81
SPC-2 “Large Database Query/64 KiB Transfer Size/1 Outstanding I/O” Test Run Data – Ramp-Up Period.....	82
SPC-2 “Large Database Query/64 KiB Transfer Size/1 Outstanding I/O” Test Run Data Measurement Interval, Run-Out, and Ramp-Down Period.....	83
SPC-2 “Large Database Query/64 KiB Transfer Size/1 Outstanding I/O” Average Data Rate Graph – Complete Test Run.....	84
SPC-2 “Large Database Query/64 KiB Transfer Size/1 Outstanding I/O” Average Data Rate Graph – Measurement Interval (MI) Only.....	84
SPC-2 “Large Database Query/64 KiB Transfer Size/1 Outstanding I/O” Average Data Rate per Stream Graph.....	85
SPC-2 “Large Database Query/64 KiB Transfer Size/1 Outstanding I/O” Average Response Time Graph.....	85
Video on Demand Delivery Test	86
SPC-2 Workload Generator Commands and Parameters.....	86
SPC-2 Test Results File.....	87
SPC-2 Video on Demand Delivery Test Run Data	87
Video on Demand Delivery Test – TEST RUN DATA BY INTERVAL	88
SPC-2 Video on Demand Delivery Average Data Rate Graph	89
SPC-2 Video on Demand Delivery Average Data Rate per Stream Graph.....	89
SPC-2 Video on Demand Delivery Average Response Time Graph	90
SPC-2 Video on Demand Delivery Maximum Response Time Graph.....	90
Data Persistence Test.....	91
SPC-2 Workload Generator Commands and Parameters.....	91
Data Persistence Test Results File	91
Data Persistence Test Results.....	92
Priced Storage Configuration Availability Date.....	93
Anomalies or Irregularities	93
Appendix A: SPC-2 Glossary	94
“Decimal” (<i>powers of ten</i>) Measurement Units.....	94
“Binary” (<i>powers of two</i>) Measurement Units.....	94
SPC-2 Data Repository Definitions.....	94
SPC-2 Data Protection Levels	95
SPC-2 Test Execution Definitions	95
I/O Completion Types.....	98
SPC-2 Test Run Components	98
Appendix B: Customer Tunable Parameters and Options.....	99

HBA Parameters	99
Storage Array Parameters	99
Appendix C: Tested Storage Configuration (TSC) Creation	100
Storage Array Volume Creation	100
SPC-2 Logical Volume Discovery.....	100
SPC2_RAID6_Config.script	100
Appendix D: SPC-2 Workload Generator Storage Commands and Parameters	102
ASU Pre-Fill.....	102
Common Commands/Parameters	102
Large File Processing Test (<i>LFP</i>)	103
Large Database Query Test (LDQ)	104
Video on Demand Delivery (<i>VOD</i>).....	104
Persistence Test Run 1 (write phase).....	105
Persistence Test Run 2 (read phase)	105
Appendix E: SPC-2 Workload Generator Execution Commands and Parameters	106
ASU Pre-Fill, Large File Processing Test, Large Database Query Test, Video on Demand Delivery Test, and Persistence Test Run 1.....	106
Persistence Test Run 2.....	107

AUDIT CERTIFICATION



Bruce McNutt
IBM Corporation
650 Harry Road
San Jose, CA 95120

January 14, 2013

The SPC Benchmark 2™ Reported Data listed below for the **IBM System Storage DCS3700 (with Performance Modules)** was produced in compliance with the SPC Benchmark 2™ V1.4 Remote Audit requirements.

SPC Benchmark 2™ V1.4 Reported Data	
Tested Storage Product (TSP) Name: IBM System Storage DCS3700 (<i>with Performance Modules</i>)	
Metric	Reported Result
SPC-2 MBPS™	4,018.59
SPC-2 Price-Performance	\$34.96/SPC-2 MBPS™
ASU Capacity	14,374,215 GB
Data Protection Level	Protected 2 (RAID-6)
Total Price (<i>including three-year maintenance</i>)	\$140,474.00
Currency Used	U.S. Dollars
Target Country for availability, sales and support	USA

The following SPC Benchmark 2™ Remote Audit requirements were reviewed and found compliant with V1.4 of the SPC Benchmark 2™ specification:

- A Letter of Good Faith, signed by a senior executive.
- The following Data Repository storage items were verified by documentation supplied by IBM Corporation:
 - ✓ Physical Storage Capacity and related requirements.
 - ✓ Configured Storage Capacity and related requirements.
 - ✓ Addressable Storage Capacity and related requirements.
 - ✓ Capacity of each Logical Volume and related requirements.
 - ✓ Capacity of the Application Storage Unit (ASU) and related requirements.
- The total Application Storage Unit (ASU) Capacity was filled with random data prior to the execution of the SPC-2 Tests.

Storage Performance Council
643 Bair Island Road, Suite 103
Redwood City, CA 94062
AuditService@StoragePerformance.org
650.556.9384

AUDIT CERTIFICATION (CONT.)

IBM System Storage DCS3700 (with Performance Modules)
SPC-2 Audit Certification

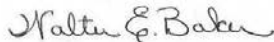
Page 2

- An appropriate diagram of the Benchmark Configuration (BC)/Tested Storage Configuration (TSC).
- Listings and commands used to create and configure the Benchmark Configuration/Tested Storage Configuration.
- Documentation that no customer tunable parameter or option was changed from its default value.
- The following Host System items were verified by documentation supplied by IBM Corporation:
 - ✓ Required Host System configuration information.
 - ✓ The TSC boundary within the Host System.
- The following SPC-2 Workload Generator information was verified by documentation supplied by IBM Corporation:
 - ✓ The presence and version number of the Workload Generator on each Host System.
 - ✓ Commands and parameters used to configure the SPC-2 Workload Generator.
- The Test Results Files and resultant Summary Results Files received from IBM Corporation for each of the following were authentic, accurate, and compliant with all of the requirements and constraints of Clauses 6 and 7 of the SPC-2 Benchmark Specification:
 - ✓ Data Persistence Test
 - ✓ Large File Processing Test
 - ✓ Large Database Query Test
 - ✓ Video on Demand Delivery Test
- There were no differences between the Tested Storage Configuration and the Priced Storage Configuration.
- The submitted pricing information met all of the requirements and constraints of Clause 9 of the SPC-2 Benchmark Specification.
- The Full Disclosure Report (FDR) met all of the requirements in Clause 10 of the SPC-2 Benchmark Specification.
- This successfully audited SPC measurement is not subject to an SPC Confidential Review.

Audit Notes:

There were no audit notes or exceptions.

Respectfully,



Walter E. Baker
SPC Auditor

Storage Performance Council
643 Bair Island Road, Suite 103
Redwood City, CA 94062
AuditService@StoragePerformance.org
650.556.9384

LETTER OF GOOD FAITH



Vice President and Disk Storage Business Line Executive

IBM Technology & Systems Group
650 Harry Road, Alameda Research Center
San Jose CA 95120-6029

Phone: 1-408-607-0623

October 24, 2012

Mr. Walter E. Baker, SPC Auditor
Gradient Systems, Inc.
643 Bair Island Road, Suite 103
Redwood City, CA 94063

Subject: SPC-2 Letter of Good Faith for the IBM System Storage DCS3700 with Performance Modules.

IBM Corporation is the SPC-2 Test Sponsor for the above listed product. To the best of our knowledge and belief, the required SPC-2 benchmark results and materials we have submitted for that product are complete, accurate, and in full compliance with Version 1.4 of the SPC-2 benchmark specification.

Our disclosure of the Benchmark configuration and execution of the benchmark includes all items that, to the best of our knowledge and belief, materially affect the reported results, regardless of whether such items are explicitly required to be disclosed by the SPC-2 benchmark specification.

Sincerely,

A handwritten signature in cursive script, appearing to read "Laura Guio".

Laura Guio
Vice President, Business Line Executive Storage Systems
IBM Systems and Technology Group

EXECUTIVE SUMMARY

Test Sponsor and Contact Information

Test Sponsor and Contact Information	
Test Sponsor Primary Contact	IBM Corporation – http://www.ibm.com Bruce McNutt – bmcnutt@us.ibm.com IBM ARC 650 Harry Road San Jose, CA 95120 Phone: (408) 927-2717 FAX: (408) 927-2050
Test Sponsor Alternate Contact	IBM Corporation – http://www.ibm.com Vernon Miller – millerv@us.ibm.com 9000 South Rita Road Tucson, AZ 85744 Phone: (520) 799-4849
Auditor	Storage Performance Council – http://www.storageperformance.org Walter E. Baker – AuditService@StoragePerformance.org 643 Bair Island Road, Suite 103 Redwood City, CA 94063 Phone: (650) 556-9384 FAX: (650) 556-9385

Revision Information and Key Dates

Revision Information and Key Dates	
SPC-2 Specification revision number	V1.4
SPC-2 Workload Generator revision number	V1.1
Date Results were first used publicly	January 17, 2013
Date FDR was submitted to the SPC	January 17, 2013
Date the TSC will be available for shipment to customers	currently available
Date the TSC completed audit certification	January 14, 2013

Tested Storage Product (TSP) Description

The new IBM Performance Module feature provides new controller canisters for the DCS3700 with increased processor speeds, larger cache memory capacities, and double the scalability of the original offering. Designed for use with HPC computing environments, the DCS3700 with Performance Modules increases the processing capability and storage capacity for HPC uses in the oil and gas industries, media applications, and life sciences with installation in large corporate data centers and government labs.

Each performance module brings four 8Gb Fibre Channel (FC) host ports, dual gigabit Ethernet ports, and a 6Gb SAS expansion connection to the DCS3700. A slot is available for additional host interface cards, such as a new 4 port 8Gb FC host interface card (HIC). There are three slots for DDR3 memory DIMMs in 2, 4, and 8 GB capacities, for a total of up to 6, 12, or 24 GB of memory for the canister, for a total of up to 12, 24, or 48 GB for the DCS3700 system with Performance Modules.

In addition to the increased memory scalability, the DCS37000 outfitted with performance modules will have increased scalability in drive capacity, with two 6Gb SAS ports to redundantly connect to up to five EXP3700 expansion enclosures, doubling the current number of attached disks to 360. Using the 3 TB NL SAS drive options yields over 1 PB of raw disk capacity.

SPC-2 Reported Data

SPC-2 Reported Data consists of three groups of information:

- The following SPC-2 Primary Metrics, which characterize the overall benchmark result:
 - SPC-2 MBPS™
 - SPC-2 Price Performance™
 - Application Storage Unit (ASU) Capacity
- Supplemental data to the SPC-2 Primary Metrics.
 - Total Price
 - Data Protection Level
 - Currency Used
 - Target Country
- Reported Data for each SPC Test: Large File Processing (LFP), Large Database Query (LDQ), and Video on Demand Delivery (VOD) Test.

SPC-2 MBPS™ represents the aggregate data rate, in megabytes per second, of all three SPC-2 workloads: Large File Processing (LFP), Large Database Query (LDQ), and Video on Demand (VOD).

SPC-2 Price-Performance™ is the ratio of **Total Price** to **SPC-2 MBPS™**.

ASU (Application Storage Unit) Capacity represents the total storage capacity available to be read and written in the course of executing the SPC-2 benchmark.

Total Price includes the cost of the Priced Storage Configuration plus three years of hardware maintenance and software support as detailed on page 17.

Data Protection Level of Protected 2 using **RAID-6**, which provides double-parity RAID protection against data loss.

***Protected 2:** The single point of failure of any **component** in the configuration will not result in permanent loss of access to or integrity of the SPC-2 Data Repository.*

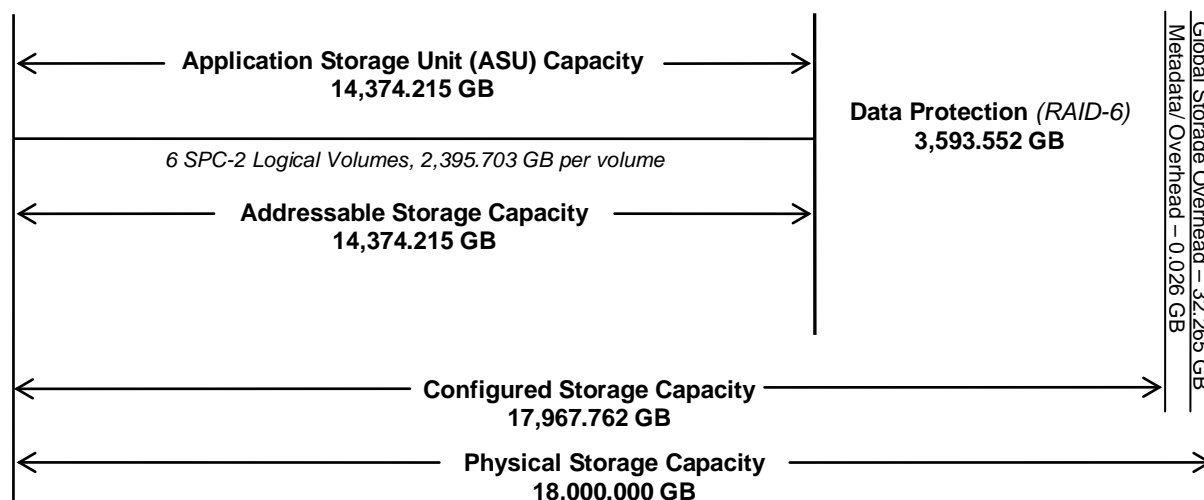
Currency Used is formal name for the currency used in calculating the **Total Price** and **SPC-2 Price-Performance™**. That currency may be the local currency of the **Target Country** or the currency of a difference country (*non-local currency*).

The **Target Country** is the country in which the Priced Storage Configuration is available for sale and in which the required hardware maintenance and software support is provided either directly from the Test Sponsor or indirectly via a third-party supplier.

SPC-2 Reported Data				
IBM System Storage DCS3700 (with Performance Modules)				
SPC-2 MBPS™	SPC-2 Price-Performance™	Total Price	ASU Capacity (GB)	Data Protection Level
4,018.59	\$34.96	\$140,474.00	14,374.215	Protected 2 (RAID-6)
<i>The above SPC-2 MBPS™ value represents the aggregate data rate of all three SPC-2 workloads: Large File Processing (LFP), Large Database Query (LDQ), and Video On Demand (VOD)</i>				
Currency Used: U.S. Dollars		Target Country: USA		
SPC-2 Large File Processing (LFP) Reported Data				
	Data Rate (MB/second)	Number of Streams	Data Rate per Stream	Price-Performance
LFP Composite	4,216.33			\$3.41
Write Only:				
1024 KiB Transfer	2,930.31	48	61.05	
256 KiB Transfer	2,853.08	48	59.44	
Read-Write:				
1024 KiB Transfer	4,083.59	48	85.07	
256 KiB Transfer	4,161.85	48	86.71	
Read Only:				
1024 KiB Transfer	5,752.38	48	119.84	
256 KiB Transfer	5,516.80	48	114.93	
<i>The above SPC-2 Data Rate value for LFP Composite represents the aggregate performance of all three LFP Test Phases: (Write Only, Read-Write, and Read Only).</i>				
SPC-2 Large Database Query (LDQ) Reported Data				
	Data Rate (MB/second)	Number of Streams	Data Rate per Stream	Price-Performance
LDQ Composite	5,165.56			\$2.78
1024 KiB Transfer Size				
4 I/Os Outstanding	5,829.90	48	121.46	
1 I/O Outstanding	5,793.68	48	120.70	
64 KiB Transfer Size				
4 I/Os Outstanding	4,050.95	48	84.39	
1 I/O Outstanding	4,987.70	48	103.91	
<i>The above SPC-2 Data Rate value for LDQ Composite represents the aggregate performance of the two LDQ Test Phases: (1024 KiB and 64 KiB Transfer Sizes).</i>				
SPC-2 Video On Demand (VOD) Reported Data				
	Data Rate (MB/second)	Number of Streams	Data Rate per Stream	Price-Performance
	2,673.89	3,400	0.79	\$5.38

Storage Capacities and Relationships

The following diagram (*not to scale*) and table document the various storage capacities, used in this benchmark, and their relationships, as well as the storage utilization values required to be reported.



SPC-2 Storage Capacity Utilization	
Application Utilization	79.86%
Protected Application Utilization	99.82%
Unused Storage Ratio	0.00%

Application Utilization: Total ASU Capacity (*14,374.215 GB*) divided by Physical Storage Capacity (*18,000.000 GB*)

Protected Application Utilization: Total ASU Capacity (*14,374.215 GB*) plus total Data Protection Capacity (*3,593.552GB*) minus unused Data Protection Capacity (*0.000 GB*) divided by Physical Storage Capacity (*18,000.000 GB*).

Unused Storage Ratio: Total Unused Capacity (*0.000 GB*) divided by Physical Storage Capacity (*18,000.000 GB*) and may not exceed 45%.

Detailed information for the various storage capacities and utilizations is available on pages 23-24 in the Full Disclosure Report.

Differences between the Tested Storage Configuration (TSC) and Priced Storage Configuration

There were no differences between the TSC and Priced Storage Configuration.


Priced Storage Configuration Pricing

Product	Description	Qty	Unit Price	Ext. Price
1818-80C	DCS3700 Storage System	1	\$41,990.00	\$41,990.00
3100	Performance Module Controller pair	1	\$34,000.00	\$34,000.00
3110	12GB Cache each PM Controller	1	incl.	
5601	1m Fiber Cable (LC-LC)	8	\$79.00	\$632.00
3400	300GB 15K SAS HDD 10 Pack	6	\$7,760.00	\$46,560.00
42D0494	xSeries Dual Port 8 Gbps FC HBA	4	\$1,623.00	\$6,492.00
	1 year warranty 24x7x4hr response		incl.	
	monthly maint 24x7x4hr	24	\$450.00	\$10,800.00
	Total price			\$140,474.00

The above pricing includes the following:

- Acknowledgement of new and existing hardware and/or software problems within four hours.
- Onsite presence of a qualified maintenance engineer or provision of a customer replaceable part within four hours of the above acknowledgement for any hardware failure that results in an inoperative Priced Storage Configuration component.

Priced Storage Configuration Diagram



IBM System Storage DCS3700
(with Performance Modules)

Dual-Active Controllers with:
24 GB cache, 12 GB per controller
60 – 300 GB, 2.5”, 15K RPM SAS disk drives
5 Drawers each with 12 disk drives

Priced Storage Configuration Components

Priced Storage Configuration:
4 – xSeries Dual Port 8 Gbps FC HBAs
DS Storage Manager
IBM System Storage DCS3700 <i>(with Performance Modules)</i> Dual-Active Controllers with: 24 GB cache , 12 GB per controller 8 – 8 Gb FC host ports, 4 ports per controller 4 – 6 Gb SAS connections, 2 per controller 60 – 300 GB, 2.5”, 15K RPM SAS disk drives

CONFIGURATION INFORMATION

This portion of the Full Disclosure Report documents and illustrates the detailed information necessary to recreate the Benchmark Configuration (BC), including the Tested Storage Configuration (TSC), so that the SPC-2 benchmark result produced by the BC may be independently reproduced.

In each of the following sections of this document, the appropriate Full Disclosure Report requirement, from the SPC-2 benchmark specification, is stated in italics followed by the information to fulfill the stated requirement.

Benchmark Configuration (BC)/Tested Storage Configuration (TSC) Diagram

Clause 10.6.6

The FDR will contain a one page BC/TSC diagram that illustrates all major components of the BC/TSC.

The Benchmark Configuration (BC)/Tested Storage Configuration (TSC) is illustrated on page 20.

Storage Network Configuration

Clause 10.6.6.1

If a storage network was configured as a part of the Tested Storage Configuration and the Benchmark Configuration described in Clause 10.6.6 contains a high-level illustration of the network configuration, the Executive Summary will contain a one page topology diagram of the storage network as illustrated in Figure 10.11.

The Benchmark Configuration (BC)/Tested Storage Configuration (TSC) was configured with local storage and, as such, did not employ a storage network.

Host System and Tested Storage Configuration Table

Clause 10.6.6.2


The FDR will contain a table that lists the major components of each Host System and the Tested Storage Configuration.

The components that comprise each Host System and the Tested Storage Configuration are listed in the table that appears on page 20.

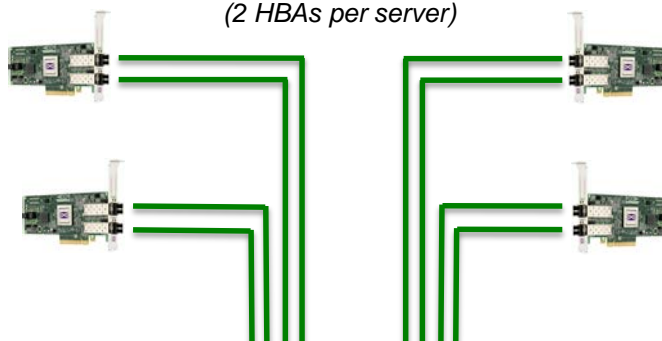
Benchmark Configuration/Tested Storage Configuration Diagram

2 – IBM System x3650 M2 servers

Microsoft Windows Server 2003
Enterprise Edition (32-bit) w/SP2



4 – Emulex LPe12002 dual-port 8 Gb/s FC HBAs (2 HBAs per server)



IBM System Storage DCS3700

(with Performance Modules)

Dual-Active Controllers with:
24 GB cache, 12 GB per controller
60 – 300 GB, 2.5”, 15K RPM SAS disk drives
5 Drawers each with 12 disk drives



Host System and Tested Storage Configuration Components

Host Systems:	Tested Storage Configuration (TSC)
2 – System x3650 M2 servers each with:	4 – Emulex LPe12002 M8 dual-port FC HBAs DS Storage Manager
Dual quad core Intel® X5560 Xeon® processor; 2.80 GHz, 8 MB L3 cache per processor	IBM System Storage DCS3700 (with Performance Modules) Dual Active Controllers with: 24 GB cache, 12 GB per controller 8 – 8 Gb FC host ports, 4 ports per controller 4 – 6 Gb SAS connections, 2 per controller 60 – 300 GB, 2.5”, 15K RPM SAS disk drives
12 GB main memory	
Microsoft Windows Server 2003 (32-bit) Enterprise Edition, 5.2.3790 SP2 build 3790	
PCIe	

Customer Tunable Parameters and Options

Clause 10.6.7.1

All Benchmark Configuration (BC) components with customer tunable parameter and options that have been altered from their default values must be listed in the FDR. The FDR entry for each of those components must include both the name of the component and the altered value of the parameter or option. If the parameter name is not self-explanatory to a knowledgeable practitioner, a brief description of the parameter's use must also be included in the FDR entry.

“Appendix B: Customer Tunable Parameters and Options” on page 99 contains the customer tunable parameters and options that have been altered from their default values for this benchmark.

Tested Storage Configuration (TSC) Creation and Configuration

Clause 10.6.7.2

The Full Disclosure Report must include sufficient information to recreate the logical representation of the Tested Storage Configuration (TSC). In addition to customer tunable parameters and options (Clause 10.6.6.1), that information must include, at a minimum:

- *A diagram and/or description of the following:*
 - *All physical components that comprise the TSC. Those components are also illustrated in the BC Configuration Diagram in Clause 10.6.5.7 and the Storage Network Configuration Diagram in Clause 10.6.5.8.*
 - *The logical representation of the TSC, configured from the above components that will be presented to the SPC-2 Workload Generator.*
- *Listings of scripts used to create the logical representation of the TSC.*
- *If scripts were not used, a description of the process used with sufficient detail to recreate the logical representation of the TSC.*

“Appendix C: Tested Storage Configuration (TSC) Creation” on page 100 contains the detailed information that describes how to create and configure the logical TSC.

SPC-2 Workload Generator Storage Configuration

Clause 10.6.7.3

The Full Disclosure Report will include all SPC-2 Workload Generator storage configuration commands and parameters used in the SPC-2 benchmark measurement.

The SPC-2 Workload Generator storage configuration commands and parameters for this measurement appear in “Appendix D: SPC-2 Workload Generator Storage Commands and Parameters” on page 102.

ASU Pre-Fill

Clause 6.3.3

The SPC-2 ASU is required to be completely filled with specified content prior to the execution of audited SPC-2 Tests. The content is required to consist of random data pattern such as that produced by an SPC recommended tool.

The configuration file used to complete the required ASU pre-fill appears in “*Appendix D: SPC-2 Workload Generator Storage Commands and Parameters*” on page 102.

SPC-2 DATA REPOSITORY

This portion of the Full Disclosure Report presents the detailed information that fully documents the various SPC-2 storage capacities and mappings used in the Tested Storage Configuration. “SPC-2 Data Repository Definitions” on page 94 contains definitions of terms specific to the SPC-2 Data Repository.

In each of the following sections of this document, the appropriate Full Disclosure Report requirement, from the SPC-2 benchmark specification, is stated in italics followed by the information to fulfill the stated requirement.

SPC-2 Storage Capacities and Relationships

Clause 10.6.8.1

Two tables and an illustration documenting the storage capacities and relationships of the SPC-2 Storage Hierarchy (Clause 2.1) shall be included in the FDR.

SPC-2 Storage Capacities

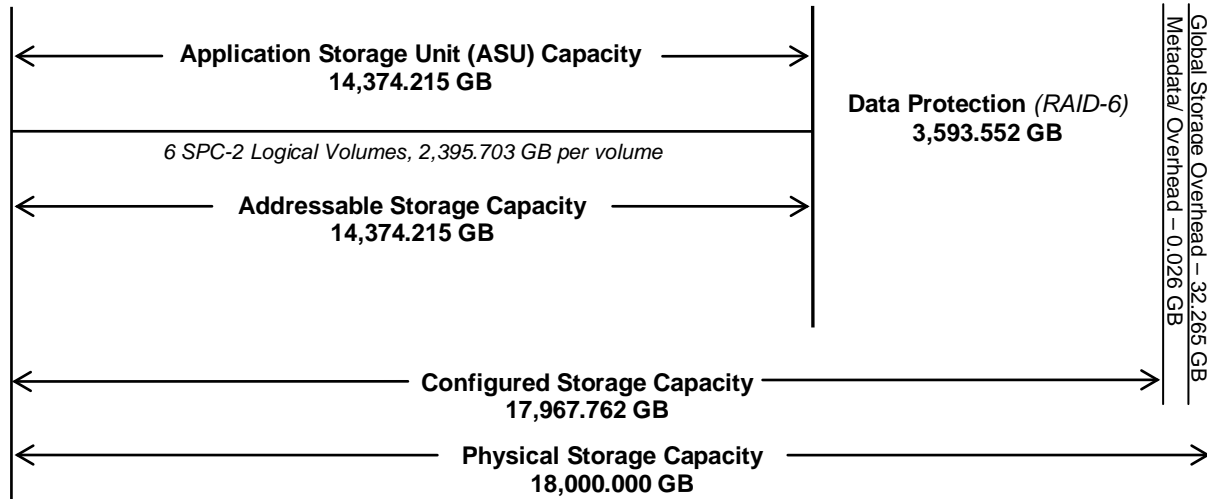
The Physical Storage Capacity consisted of 18,000.000 GB distributed over 60 disk drives each with a formatted capacity of 300.000 GB. There was 0.000 GB (0.00%) of Unused Storage within the Physical Storage Capacity. Global Storage Overhead consisted of 32.212 GB (0.18%) of the Physical Storage Capacity. There was 0.000 GB (0.00%) of Unused Storage within the Configured Storage Capacity. The Total ASU Capacity utilized 100% of the Addressable Storage Capacity resulting in 0.000 GB (0.00%) of Unused Storage within the Addressable Storage Capacity. The Data Protection (*RAID-6*) capacity was 3,593.552 GB of which 3,593.552 GB was utilized. The total Unused Storage was 0.000 GB.

Note: The configured Storage Devices may include additional storage capacity reserved for system overhead, which is not accessible for application use. That storage capacity may not be included in the value presented for Physical Storage Capacity.

SPC-2 Storage Capacities		
Storage Hierarchy Component	Units	Capacity
Total ASU Capacity	Gigabytes (GB)	14,374.215
Addressable Storage Capacity	Gigabytes (GB)	14,374.215
Configured Storage Capacity	Gigabytes (GB)	17,967.672
Physical Storage Capacity	Gigabytes (GB)	18,000.000
Data Protection (<i>RAID-6</i>)	Gigabytes (GB)	3,593.552
Required Storage (<i>metadata/overhead</i>)	Gigabytes (GB)	0.026
Global Storage Overhead	Gigabytes (GB)	32.212
Total Unused Storage	Gigabytes (GB)	0.000

SPC-2 Storage Capacities and Relationships Illustration

The various storage capacities configured in the benchmark result are illustrated below (*not to scale*).



SPC-2 Storage Hierarchy Ratios

	Addressable Storage Capacity	Configured Storage Capacity	Physical Storage Capacity
Total ASU Capacity	100.00%	80.00%	79.86%
Data Protection (RAID-6)		20.00%	19.96%
Addressable Storage Capacity		80.00%	79.86%
Required Storage (metadata/overhead)		0.00%	0.00%
Configured Storage Capacity			99.82%
Global Storage Overhead			0.18%
Unused Storage:			
Addressable	0.00%		
Configured		0.00%	
Physical			0.00%

Storage Capacity Utilization

Clause 10.6.8.2

The FDR will include a table illustrating the storage capacity utilization values defined for Application Utilization (Clause 2.8.1), Protected Application Utilization (Clause 2.8.2), and Unused Storage Ratio (Clause 2.8.3).

Clause 2.8.1

Application Utilization is defined as Total ASU Capacity divided by Physical Storage Capacity.

Clause 2.8.2

Protected Application Utilization is defined as (Total ASU Capacity plus total Data Protection Capacity minus unused Data Protection Capacity) divided by Physical Storage Capacity.

Clause 2.8.3

Unused Storage Ratio is defined as Total Unused Capacity divided by Physical Storage Capacity and may not exceed 45%.

SPC-2 Storage Capacity Utilization	
Application Utilization	79.86%
Protected Application Utilization	99.82%
Unused Storage Ratio	0.00%

Logical Volume Capacity and ASU Mapping

Clause 10.6.8.3

A table illustrating the capacity of the Application Storage Unit (ASU) and the mapping of Logical Volumes to ASU will be provided in the FDR. Capacity must be stated in gigabytes (GB) as a value with a minimum of two digits to the right of the decimal point. Each Logical Volume will be sequenced in the table from top to bottom per its position in the contiguous address space of the ASU. Each Logical Volume entry will list its total capacity, the portion of that capacity used for the ASU, and any unused capacity.

Logical Volume (LV) Capacity and Mapping			
ASU (14,374.215 GB)			
	Total Capacity (GB)	Capacity Used (GB)	Capacity Unused (GB)
Logical Volumes 1-6	2,395.703 per LV	2,395.703 per LV	0.000 per LV

See the Storage Definition (sd) entries in “Appendix D: SPC-2 Workload Generator Storage Commands and Parameters” on page 102 for more detailed configuration information.

SPC-2 TEST EXECUTION RESULTS

This portion of the Full Disclosure Report documents the results of the various SPC-2 Test, Test Phases, Test Run Sequences, and Test Runs. “**Protected 1:** The single point of failure of any *storage device* in the configuration will not result in permanent loss of access to or integrity of the SPC-2 Data Repository.

Protected 2: The single point of failure of any *component* in the configuration will not result in permanent loss of access to or integrity of the SPC-2 Data Repository.

SPC-2 Test Execution Definitions” on page 95 contains definitions of terms specific to the SPC-2 Data Repository.

In each of the following sections of this document, the appropriate Full Disclosure Report requirement, from the SPC-2 benchmark specification, is stated in italics followed by the information to fulfill the stated requirement.

SPC-2 Tests, Test Phases, Test Run Sequences, and Test Runs

The SPC-2 benchmark consists of the following Tests, Test Phases, Test Run Sequences, and Test Runs:

- **Data Persistence Test**
 - Data Persistence Test Run 1
 - Data Persistence Test Run 2
- **Large File Processing Test**
 - WRITE ONLY Test Phase
 - Test Run Sequence 1
 - ✓ Test Run 1 – 1024 KiB Transfer – maximum number of Streams
 - ✓ Test Run 2 – 1024 KiB Transfer – 50% of Test Run 1’s Streams value
 - ✓ Test Run 3 – 1024 KiB Transfer – 25% of Test Run 1’s Streams value
 - ✓ Test Run 4 – 1024 KiB Transfer – 12.5% of Test Run 1’s Streams value
 - ✓ Test Run 5 – 1024 KiB Transfer – single (1) Stream
 - Test Run Sequence 2
 - ✓ Test Run 6 – 256 KiB Transfer – maximum number of Streams
 - ✓ Test Run 7 – 256 KiB Transfer – 50% of Test Run 6’s Streams value
 - ✓ Test Run 8 – 256 KiB Transfer – 25% of Test Run 6’s Streams value
 - ✓ Test Run 9 – 256 KiB Transfer – 12.5% of Test Run 6’s Streams value
 - ✓ Test Run 10 – 256 KiB Transfer – single (1) Stream
 - READ-WRITE Test Phase
 - Test Run Sequence 3
 - ✓ Test Run 11 – 1024 KiB Transfer – maximum number of Streams
 - ✓ Test Run 12 – 1024 KiB Transfer – 50% of Test Run 11’s Streams value
 - ✓ Test Run 13 – 1024 KiB Transfer – 25% of Test Run 11’s Streams value
 - ✓ Test Run 14 – 1024 KiB Transfer – 12.5% of Test Run 11’s Streams value
 - ✓ Test Run 15 – 1024 KiB Transfer – single (1) Stream
 - Test Run Sequence 4
 - ✓ Test Run 16 – 256 KiB Transfer – maximum number of Streams
 - ✓ Test Run 17 – 256 KiB Transfer – 50% of Test Run 16’s Streams value

- ✓ Test Run 18 – 256 KiB Transfer – 25% of Test Run 16's Streams value
- ✓ Test Run 19 – 256 KiB Transfer – 12.5% of Test Run 16's Streams value
- ✓ Test Run 20 – 256 KiB Transfer – single (1) Stream

- **Large File Processing Test (continued)**
 - READ ONLY Test Phase
 - Test Run Sequence 5
 - ✓ Test Run 21 – 1024 KiB Transfer – maximum number of Streams
 - ✓ Test Run 22 – 1024 KiB Transfer – 50% of Test Run 21’s Streams value
 - ✓ Test Run 23 – 1024 KiB Transfer – 25% of Test Run 21’s Streams value
 - ✓ Test Run 24 – 1024 KiB Transfer – 12.5% of Test Run 21’s Streams value
 - ✓ Test Run 25 – 1024 KiB Transfer – single (1) Stream
 - Test Run Sequence 6
 - ✓ Test Run 26 – 256 KiB Transfer – maximum number of Streams
 - ✓ Test Run 27 – 256 KiB Transfer – 50% of Test Run 26’s Streams value
 - ✓ Test Run 28 – 256 KiB Transfer – 25% of Test Run 26’s Streams value
 - ✓ Test Run 29 – 256 KiB Transfer – 12.5% of Test Run 26’s Streams value
 - ✓ Test Run 30 – 256 KiB Transfer – single (1) Stream
- **Large Database Query Test**
 - 1024 KIB TRANSFER SIZE Test Phase
 - Test Run Sequence 1
 - ✓ Test Run 1 – 4 I/O Requests Outstanding – maximum number of Streams
 - ✓ Test Run 2 – 4 I/O Requests Outstanding – 50% of Test Run 1’s Streams value
 - ✓ Test Run 3 – 4 I/O Requests Outstanding – 25% of Test Run 1’s Streams value
 - ✓ Test Run 4 – 4 I/O Requests Outstanding – 12.5% of Test Run 1’s Streams value
 - ✓ Test Run 5 – 4 I/O Requests Outstanding – single (1) Stream
 - Test Run Sequence 2
 - ✓ Test Run 6 – 1 I/O Request Outstanding – maximum number of Streams
 - ✓ Test Run 7 – 1 I/O Request Outstanding – 50% of Test Run 6’s Streams value
 - ✓ Test Run 8 – 1 I/O Request Outstanding – 25% of Test Run 6’s Streams value
 - ✓ Test Run 9 – 1 I/O Request Outstanding – 12.5% of Test Run 6’s Streams value
 - ✓ Test Run 10 – 1 I/O Request Outstanding – single (1) Stream
 - 64 KIB TRANSFER SIZE Test Phase
 - Test Run Sequence 3
 - ✓ Test Run 11 – 4 I/O Requests Outstanding – maximum number of Streams
 - ✓ Test Run 12 – 4 I/O Requests Outstanding – 50% of Test Run 11’s Streams value
 - ✓ Test Run 13 – 4 I/O Requests Outstanding – 25% of Test Run 11’s Streams value
 - ✓ Test Run 14 – 4 I/O Requests Outstanding – 12.5% of Test Run 11’s Streams value
 - ✓ Test Run 15 – 4 I/O Requests Outstanding – single (1) Stream
 - Test Run Sequence 4
 - ✓ Test Run 16 – 1 I/O Request Outstanding – maximum number of Streams
 - ✓ Test Run 17 – 1 I/O Request Outstanding – 50% of Test Run 16’s Streams value
 - ✓ Test Run 18 – 1 I/O Request Outstanding – 25% of Test Run 16’s Streams value
 - ✓ Test Run 19 – 1 I/O Request Outstanding – 12.5% of Test Run 16’s Streams value
 - ✓ Test Run 20 – 1 I/O Request Outstanding – single (1) Stream
- **Video on Demand Delivery Test**
 - Video on Demand Delivery Test Run

Each Test is an atomic unit that must be executed from start to finish before any other Test, Test Phase, or Test Run may be executed. The Tests may be executed in any sequence.

The results from each Test, Test Phase, and Test Run are listed below along with a more detailed explanation of each component.

Large File Processing Test

Clause 6.4.3.1

The Large File Processing Test consists of the I/O operations associated with the type of applications, in a wide range of fields, which require simple sequential processing of one or more large files. Specific examples of those types of applications include scientific computing and large-scale financial processing

Clause 6.4.3.2

The Large File Processing Test has three Test Phases, which shall be executed in the following uninterrupted sequence:

1. *WRITE ONLY*
2. *READ-WRITE*
3. *READ ONLY*

The BC shall not be restarted or manually disturbed, altered, or adjusted during the execution of the Large File Processing Test. If power is lost to the BC during this Test all results shall be rendered invalid and the Test re-run in its entirety.

Clause 10.6.9.1

The Full Disclosure Report will contain the following content for the Large File Processing Test:

1. *A listing of the SPC-2 Workload Generator commands and parameters used to execute each of the Test Runs in the Large File Processing Test.*
2. *The human readable SPC-2 Test Results File for each of the Test Runs in the Large File Processing Test.*
3. *The following three tables:*
 - *Average Data Rate: The average Data Rate, in MB per second for the Measurement Interval of each Test Run in the Large File Processing Test.*
 - *Average Data Rate per Stream: The average Data Rate per Stream, in MB per second, for the Measurement Interval of each Test Run in the Large File Processing Test.*
 - *Average Response Time: The average response time, in milliseconds (ms), for the Measurement Interval of each Test Run in the Large File Processing Test.*
4. *Average Data Rate, Average Data Rate per Stream and Average Response Time graphs as defined in Clauses 10.1.1, 10.1.2 and 10.1.3.*

SPC-2 Workload Generator Commands and Parameters

The SPC-2 Workload Generator commands and parameters for the Large File Processing Test Runs are documented in “Appendix E: SPC-2 Workload Generator Execution Commands and Parameters” on Page 106.

SPC-2 Test Results File

A link to the SPC-2 Test Results file generated from the Large File Processing Test Runs is listed below.

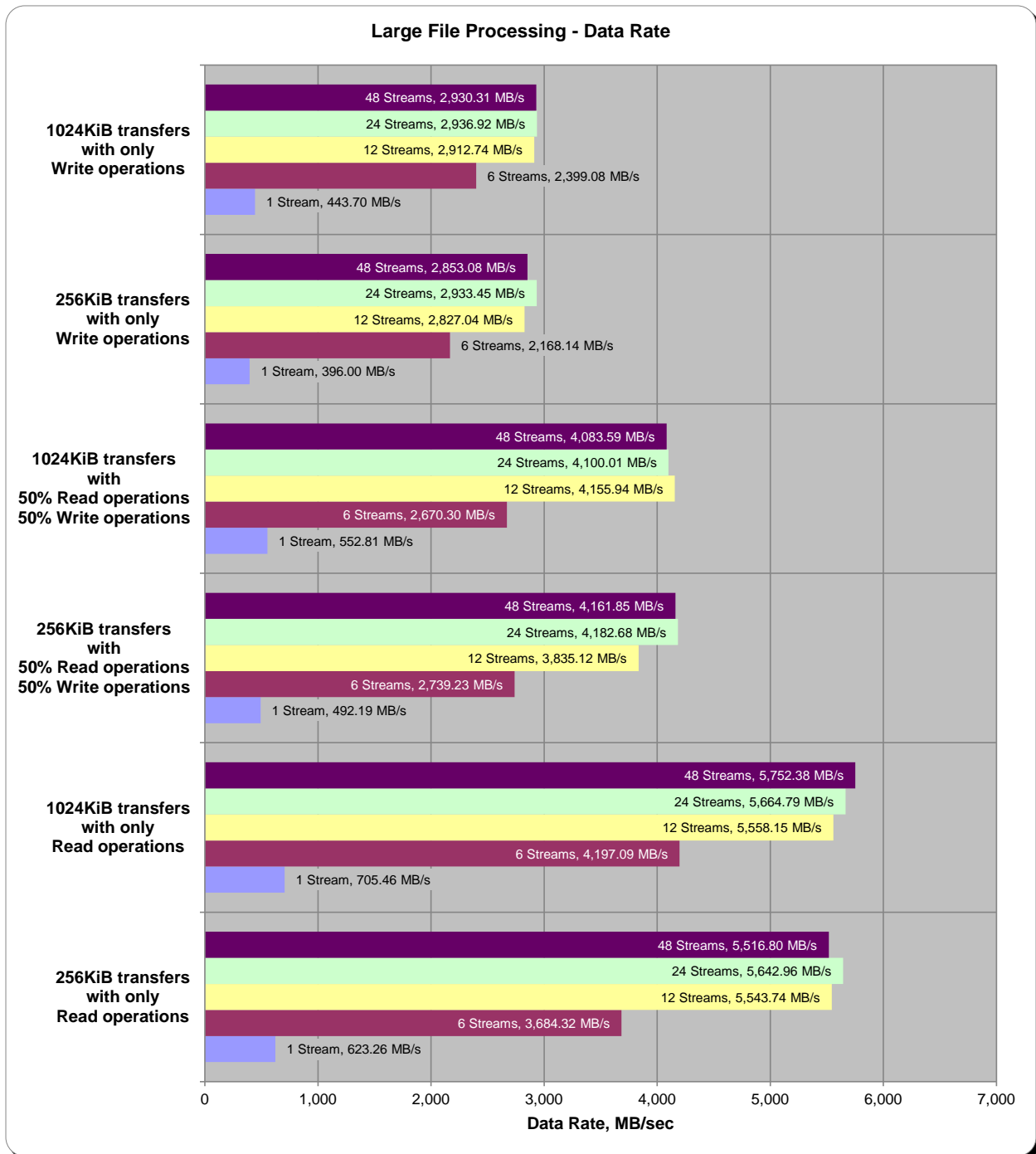
[SPC-2 Large File Processing Test Results File](#)

SPC-2 Large File Processing Average Data Rates (MB/s)

The average Data Rate (MB/s) for each Test Run in the three Test Phases of the SPC-2 Large File Processing Test is listed in the table below as well as illustrated in the following graph.

Test Run Sequence	1 Stream	6 Streams	12 Streams	24 Streams	48 Streams
Write 1024KiB	443.70	2,399.08	2,912.74	2,936.92	2,930.31
Write 256KiB	396.00	2,168.14	2,827.04	2,933.45	2,853.08
Read/Write 1024KiB	552.81	2,670.30	4,155.94	4,100.01	4,083.59
Read/Write 256KiB	492.19	2,739.23	3,835.12	4,182.68	4,161.85
Read 1024KiB	705.46	4,197.09	5,558.15	5,664.79	5,752.38
Read 256KiB	623.26	3,684.32	5,543.74	5,642.96	5,516.80

SPC-2 Large File Processing Average Data Rates Graph

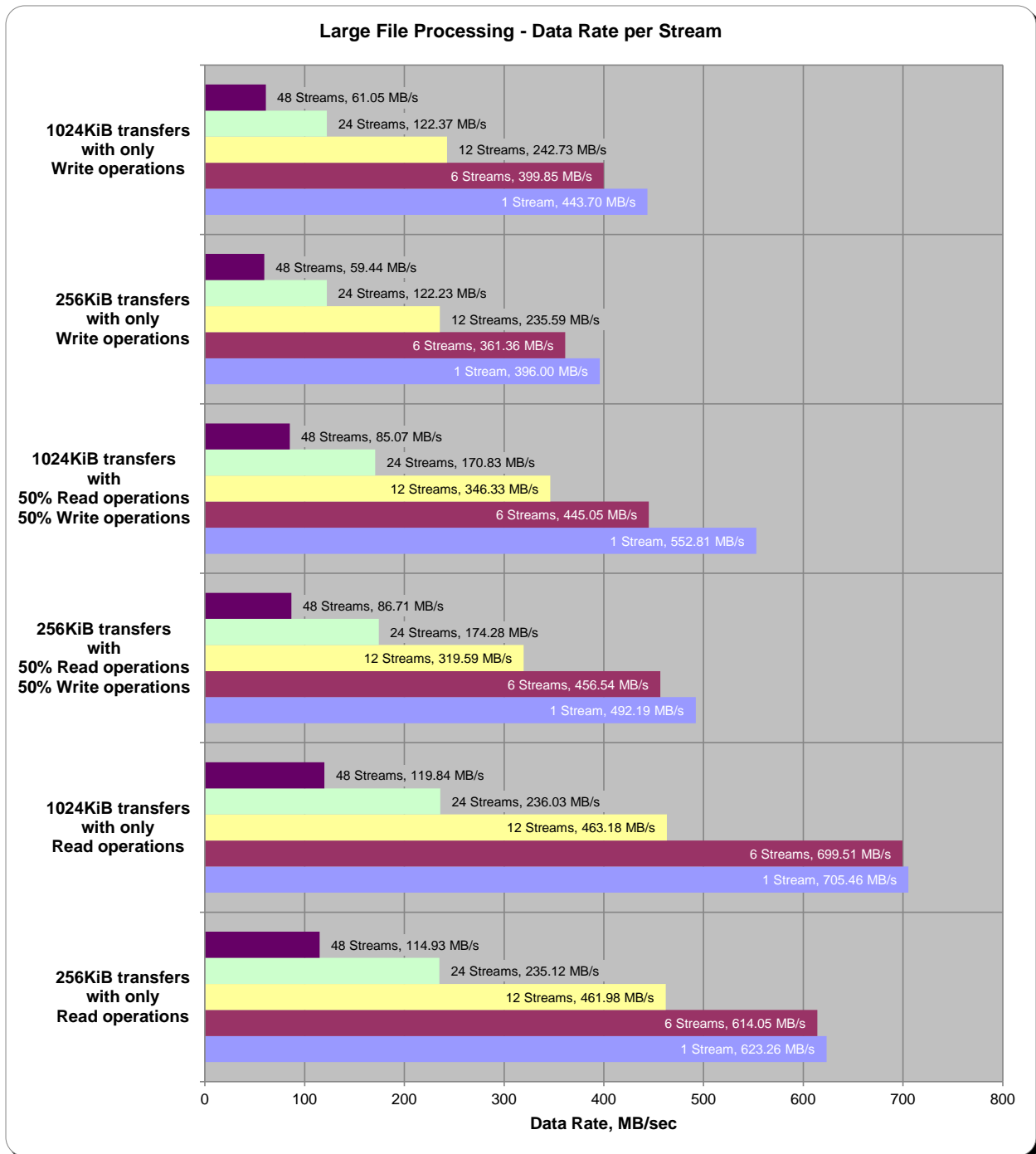


SPC-2 Large File Processing Average Data Rate per Stream

The average Data Rate per Stream for each Test Run in the three Test Phases of the SPC-2 Large File Processing Test is listed in the table below as well as illustrated in the following graph.

Test Run Sequence	1 Stream	6 Streams	12 Streams	24 Streams	48 Streams
Write 1024KiB	443.70	399.85	242.73	122.37	61.05
Write 256KiB	396.00	361.36	235.59	122.23	59.44
Read/Write 1024KiB	552.81	445.05	346.33	170.83	85.07
Read/Write 256KiB	492.19	456.54	319.59	174.28	86.71
Read 1024KiB	705.46	699.51	463.18	236.03	119.84
Read 256KiB	623.26	614.05	461.98	235.12	114.93

SPC-2 Large File Processing Average Data Rate per Stream Graph

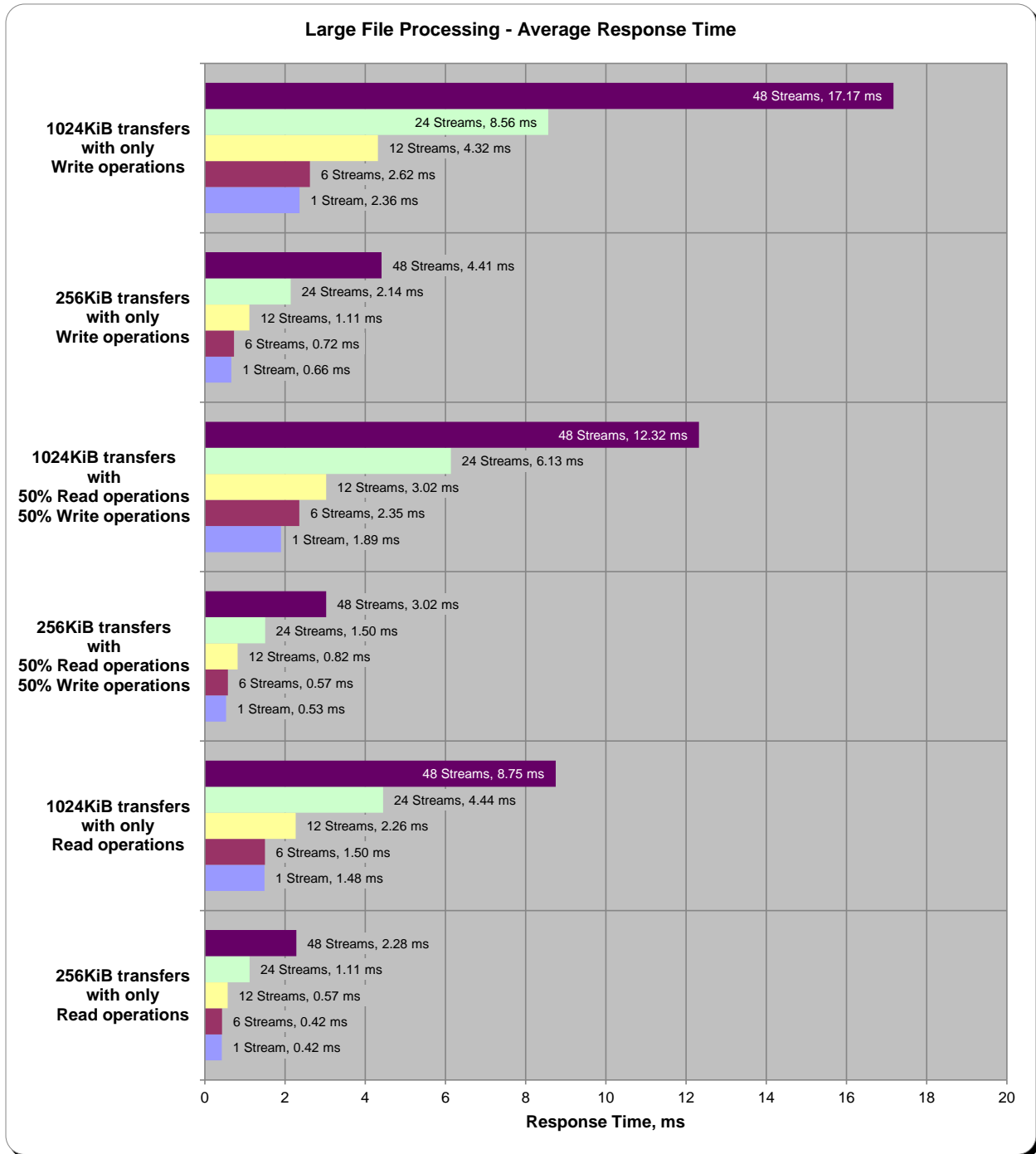


SPC-2 Large File Processing Average Response Time

The average Response Time, milliseconds (ms), for each Test Run in the three Test Phases of the SPC-2 Large File Processing Test is listed in the table below as well as illustrated in the following graph.

Test Run Sequence	1 Stream	6 Streams	12 Streams	24 Streams	48 Streams
Write 1024KiB	2.36	2.62	4.32	8.56	17.17
Write 256KiB	0.66	0.72	1.11	2.14	4.41
Read/Write 1024KiB	1.89	2.35	3.02	6.13	12.32
Read/Write 256KiB	0.53	0.57	0.82	1.50	3.02
Read 1024KiB	1.48	1.50	2.26	4.44	8.75
Read 256KiB	0.42	0.42	0.57	1.11	2.28

SPC-2 Large File Processing Average Response Time Graph



Large File Processing Test – WRITE ONLY Test Phase

Clause 10.6.9.1.1

1. *A table that will contain the following information for each "WRITE ONLY, 1024 KiB Transfer Size" Test Run:*
 - *The number of Streams specified.*
 - *The Average Data Rate, Average Data Rate per Stream, and Average Response Time reported at five second intervals.*
2. *Average Data Rate by Intervals, Average Data Rate per Stream by Intervals, and Average Response Time by Intervals graphs for the "WRITE ONLY, 1024 KiB Transfer Size" Test Runs as specified in Clauses 10.1.4 – 10.1.6.*
3. *A table that will contain the following information for each "WRITE ONLY, 256 KiB Transfer Size" Test Run:*
 - *The number of Streams specified.*
 - *The Average Data Rate, Average Data Rate per Stream, and Average Response Time reported at five second intervals.*
4. *Average Data Rate by Intervals, Average Data Rate per Stream by Intervals, and Average Response Time by Intervals graphs for the "WRITE ONLY, 256 KiB Transfer Size" Test Runs as specified in Clauses 10.1.4 – 10.1.6.*

The SPC-2 "Large File Processing/WRITE ONLY/1024 KiB Transfer Size" Test Run data is contained in the table that appears on the next page. That table is followed by graphs illustrating the average Data Rate, average Data Rate per Stream, and average Response Time produced by the same Test Runs. The table and graphs present the data at five-second intervals.

Immediately following the SPC-2 "Large File Processing/WRITE ONLY/1024 KiB Transfer Size" table and graphs will be the SPC-2 "Large File Processing/WRITE ONLY/64 KiB Transfer Size" table and graphs. The table contains the Test Run data and the graphs illustrate the average Data Rate, average Data Rate per Stream, and average Response Time produced by the Test Runs.

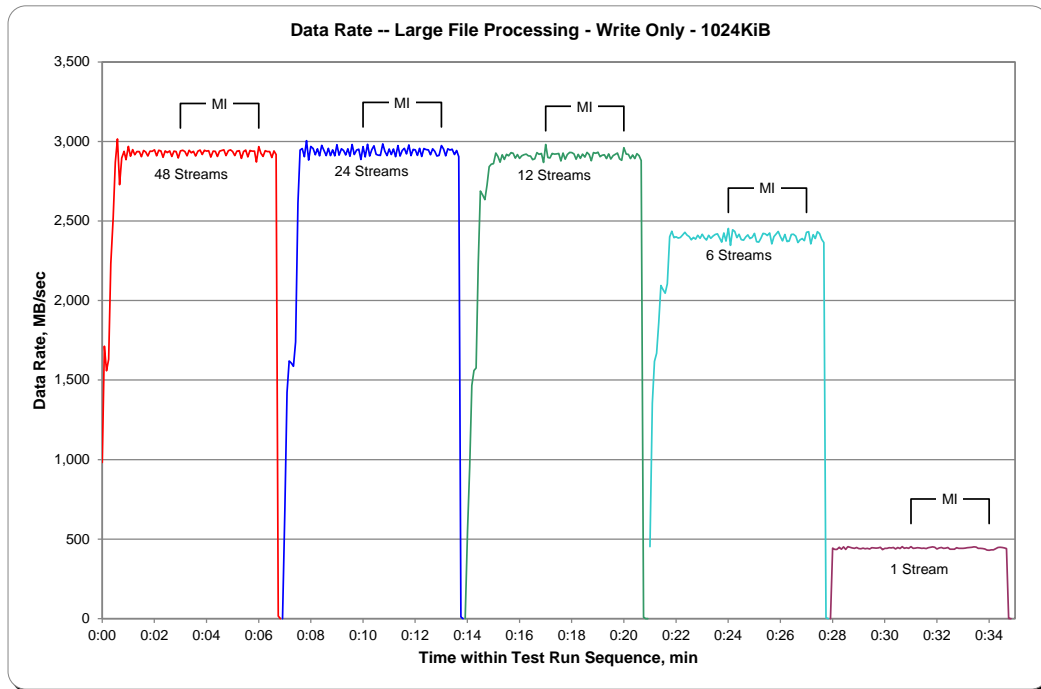
SPC-2 “Large File Processing/WRITE ONLY/1024 KiB Transfer Size” Test Run Data – Ramp-Up Period

TR1	48 Streams			TR2	24 Streams			TR3	12 Streams			TR4	6 Streams			TR5	1 Stream		
Test Run Sequence Time	Data Rate, MB/sec	Data Rate / Stream, MB/sec	Response Time, ms	Test Run Sequence Time	Data Rate, MB/sec	Data Rate / Stream, MB/sec	Response Time, ms	Test Run Sequence Time	Data Rate, MB/sec	Data Rate / Stream, MB/sec	Response Time, ms	Test Run Sequence Time	Data Rate, MB/sec	Data Rate / Stream, MB/sec	Response Time, ms	Test Run Sequence Time	Data Rate, MB/sec	Data Rate / Stream, MB/sec	Response Time, ms
0:00:00	982.52	163.75	4.05	0:06:55	0.00	0.00	0.00	0:13:55	0.00	0.00	0.00	0:21:00	453.19	226.60	2.35	0:27:55	0.00	0.00	0.00
0:00:05	1,713.16	122.37	5.73	0:07:00	692.69	346.34	2.97	0:14:00	554.49	277.24	2.34	0:21:05	1,354.13	338.53	2.52	0:28:00	443.34	443.34	2.35
0:00:10	1,558.39	74.21	11.10	0:07:05	1,422.50	203.21	3.32	0:14:05	951.48	317.16	2.40	0:21:10	1,616.69	404.17	2.57	0:28:05	435.79	435.79	2.40
0:00:15	1,631.37	65.25	14.45	0:07:10	1,620.05	202.51	4.75	0:14:10	1,465.70	293.14	3.34	0:21:15	1,668.28	417.07	2.52	0:28:10	435.16	435.16	2.41
0:00:20	2,233.05	85.89	12.05	0:07:15	1,606.84	160.68	5.99	0:14:15	1,559.23	259.87	3.66	0:21:20	1,862.27	372.45	2.51	0:28:15	448.37	448.37	2.34
0:00:25	2,517.84	93.25	11.00	0:07:20	1,586.71	144.25	7.01	0:14:20	1,576.01	262.67	4.00	0:21:25	2,094.85	418.97	2.51	0:28:20	437.05	437.05	2.40
0:00:30	2,867.44	95.58	10.25	0:07:25	1,740.22	133.86	7.42	0:14:25	2,232.00	248.00	3.72	0:21:30	2,068.21	413.64	2.52	0:28:25	451.52	451.52	2.32
0:00:35	3,015.49	94.23	11.05	0:07:30	2,614.10	163.38	5.91	0:14:30	2,688.13	298.68	3.52	0:21:35	2,045.56	409.11	2.54	0:28:30	434.53	434.53	2.41
0:00:40	2,727.98	80.23	12.28	0:07:35	2,946.29	163.68	5.82	0:14:35	2,662.12	295.79	3.55	0:21:40	2,105.54	350.92	2.51	0:28:35	452.15	452.15	2.32
0:00:45	2,896.59	82.76	12.52	0:07:40	2,955.10	164.17	6.41	0:14:40	2,634.23	292.69	3.55	0:21:45	2,400.40	400.07	2.63	0:28:40	448.37	448.37	2.34
0:00:50	2,937.27	83.92	12.67	0:07:45	2,904.77	152.88	6.48	0:14:45	2,725.46	272.55	3.58	0:21:50	2,436.05	406.01	2.59	0:28:45	443.97	443.97	2.36
0:00:55	2,884.84	73.97	13.22	0:07:50	3,004.59	150.23	7.03	0:14:50	2,841.01	284.10	3.66	0:21:55	2,395.58	399.26	2.63	0:28:50	442.29	442.29	2.37
0:01:00	2,969.36	74.23	14.16	0:07:55	2,882.95	131.04	7.59	0:14:55	2,857.58	285.76	3.68	0:22:00	2,400.82	400.14	2.63	0:28:55	446.90	446.90	2.34
0:01:05	2,907.07	72.68	14.32	0:08:00	2,968.94	134.95	7.79	0:15:00	2,859.89	259.99	3.74	0:22:05	2,392.01	398.67	2.61	0:29:00	440.40	440.40	2.38
0:01:10	2,948.81	70.21	14.85	0:08:05	2,955.73	134.35	7.83	0:15:05	2,926.58	266.05	3.96	0:22:10	2,396.84	399.47	2.60	0:29:05	439.35	439.35	2.38
0:01:15	2,916.30	67.82	15.18	0:08:10	2,916.72	126.81	7.86	0:15:10	2,906.02	264.18	3.97	0:22:15	2,411.31	401.88	2.62	0:29:10	442.92	442.92	2.37
0:01:20	2,937.06	63.85	15.88	0:08:15	2,954.26	123.09	8.20	0:15:15	2,868.90	260.81	3.99	0:22:20	2,428.50	404.75	2.60	0:29:15	439.14	439.14	2.39
0:01:25	2,936.64	61.18	17.17	0:08:20	2,909.80	121.24	8.56	0:15:20	2,916.51	243.04	4.20	0:22:25	2,410.68	401.78	2.62	0:29:20	441.66	441.66	2.37
0:01:30	2,903.93	60.50	17.19	0:08:25	2,975.02	123.96	8.58	0:15:25	2,886.10	240.51	4.32	0:22:30	2,402.08	400.35	2.62	0:29:25	438.10	438.10	2.39
0:01:35	2,942.51	61.30	17.16	0:08:30	2,941.88	122.58	8.58	0:15:30	2,919.45	243.29	4.32	0:22:35	2,381.32	396.89	2.62	0:29:30	446.48	446.48	2.35
0:01:40	2,934.34	61.13	17.20	0:08:35	2,911.48	121.31	8.57	0:15:35	2,909.17	242.43	4.34	0:22:40	2,396.63	399.44	2.63	0:29:35	444.18	444.18	2.36
0:01:45	2,908.54	60.59	17.17	0:08:40	2,956.56	123.19	8.55	0:15:40	2,929.72	244.14	4.31	0:22:45	2,385.51	397.59	2.61	0:29:40	442.92	442.92	2.37
0:01:50	2,939.58	61.24	17.18	0:08:45	2,910.64	121.28	8.56	0:15:45	2,925.32	243.78	4.31	0:22:50	2,409.63	401.60	2.62	0:29:45	444.39	444.39	2.36
0:01:55	2,938.32	61.21	17.17	0:08:50	2,946.92	122.79	8.58	0:15:50	2,894.70	241.22	4.31	0:22:55	2,390.54	398.42	2.64	0:29:50	448.16	448.16	2.34
0:02:00	2,946.71	61.39	17.12	0:08:55	2,910.22	121.26	8.56	0:15:55	2,917.56	243.13	4.33	0:23:00	2,416.97	402.83	2.61	0:29:55	433.69	433.69	2.42
0:02:05	2,909.17	60.61	17.16	0:09:00	2,979.84	124.16	8.56	0:16:00	2,893.86	241.16	4.31	0:23:05	2,394.11	399.02	2.63	0:30:00	441.24	441.24	2.37
0:02:10	2,944.82	61.35	17.14	0:09:05	2,913.36	121.39	8.57	0:16:05	2,908.96	242.41	4.34	0:23:10	2,380.90	396.82	2.62	0:30:05	442.29	442.29	2.37
0:02:15	2,940.63	61.26	17.17	0:09:10	2,953.42	123.06	8.56	0:16:10	2,916.93	243.08	4.32	0:23:15	2,409.63	401.60	2.62	0:30:10	446.06	446.06	2.35
0:02:20	2,900.36	60.42	17.21	0:09:15	2,943.14	122.63	8.57	0:16:15	2,920.70	243.39	4.33	0:23:20	2,390.54	398.42	2.61	0:30:15	445.23	445.23	2.35
0:02:25	2,940.84	61.27	17.17	0:09:20	2,914.62	121.44	8.55	0:16:20	2,909.59	242.47	4.33	0:23:25	2,405.43	400.91	2.62	0:30:20	447.32	447.32	2.34
0:02:30	2,929.09	61.02	17.23	0:09:25	2,953.42	123.06	8.56	0:16:25	2,908.54	242.38	4.34	0:23:30	2,415.08	402.51	2.61	0:30:25	437.47	437.47	2.40
0:02:35	2,940.21	61.25	17.17	0:09:30	2,907.28	121.14	8.57	0:16:30	2,885.47	240.46	4.33	0:23:35	2,419.27	403.21	2.61	0:30:30	446.90	446.90	2.34
0:02:40	2,905.18	60.52	17.18	0:09:35	2,981.10	124.21	8.56	0:16:35	2,890.92	240.91	4.31	0:23:40	2,393.90	398.98	2.63	0:30:35	441.03	441.03	2.38
0:02:45	2,938.53	61.22	17.18	0:09:40	2,917.77	121.57	8.56	0:16:40	2,929.09	244.09	4.31	0:23:45	2,367.06	394.51	2.63	0:30:40	452.57	452.57	2.31
0:02:50	2,936.01	61.17	17.19	0:09:45	2,946.08	122.75	8.58	0:16:45	2,919.24	243.27	4.32	0:23:50	2,425.15	404.19	2.60	0:30:45	441.87	441.87	2.37
0:02:55	2,896.17	60.34	17.16	0:09:50	2,950.90	122.95	8.55	0:16:50	2,923.85	243.65	4.31	0:23:55	2,373.56	395.59	2.61	0:30:50	446.27	446.27	2.35
				0:09:55	2,887.15	120.30	8.57	0:16:55	2,867.86	238.99	4.32					0:30:55	442.50	442.50	2.36

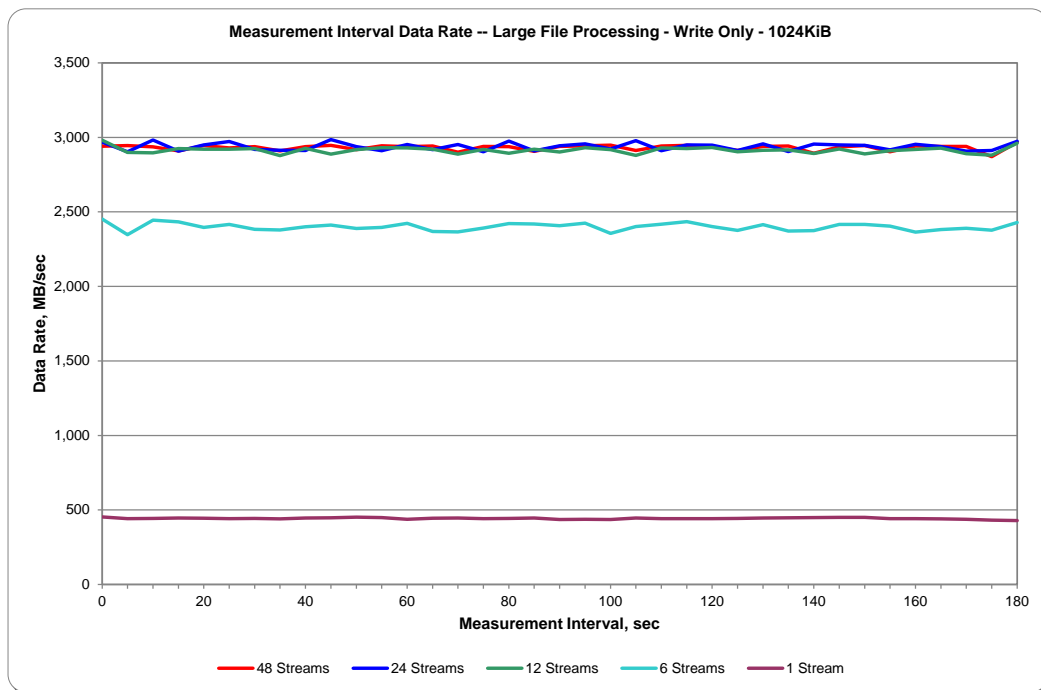
SPC-2 “Large File Processing/WRITE ONLY/1024 KiB Transfer Size” Test Run Data Measurement Interval, Run-Out, and Ramp-Down Periods

TR1 Test Run Sequence Time	48 Streams			TR2 Test Run Sequence Time	24 Streams			TR3 Test Run Sequence Time	12 Streams			TR4 Test Run Sequence Time	6 Streams			TR5 Test Run Sequence Time	1 Stream		
	Data Rate, MB/sec	Data Rate / Stream, MB/sec	Response Time, ms		Data Rate, MB/sec	Data Rate / Stream, MB/sec	Response Time, ms		Data Rate, MB/sec	Data Rate / Stream, MB/sec	Response Time, ms		Data Rate, MB/sec	Data Rate / Stream, MB/sec	Response Time, ms		Data Rate, MB/sec	Data Rate / Stream, MB/sec	Response Time, ms
0:03:00	2,940.63	61.26	17.21	0:10:00	2,967.47	123.64	8.58	0:17:00	2,980.26	248.36	4.31	0:24:00	2,452.20	408.70	2.62	0:31:00	452.78	452.78	2.32
0:03:05	2,944.61	61.35	17.14	0:10:05	2,903.30	120.97	8.56	0:17:05	2,899.31	241.61	4.31	0:24:05	2,347.13	391.19	2.63	0:31:05	442.29	442.29	2.37
0:03:10	2,936.64	61.18	17.19	0:10:10	2,982.57	124.27	8.56	0:17:10	2,895.96	241.33	4.31	0:24:10	2,445.07	407.51	2.60	0:31:10	442.92	442.92	2.36
0:03:15	2,909.17	60.61	17.17	0:10:15	2,908.33	121.18	8.58	0:17:15	2,924.90	243.74	4.31	0:24:15	2,433.54	405.59	2.59	0:31:15	446.48	446.48	2.35
0:03:20	2,944.82	61.35	17.15	0:10:20	2,948.60	122.86	8.57	0:17:20	2,920.07	243.34	4.32	0:24:20	2,395.58	399.26	2.60	0:31:20	444.60	444.60	2.36
0:03:25	2,928.88	61.02	17.22	0:10:25	2,972.08	123.84	8.57	0:17:25	2,921.12	243.43	4.32	0:24:25	2,416.55	402.76	2.61	0:31:25	441.45	441.45	2.37
0:03:30	2,937.69	61.20	17.19	0:10:30	2,918.82	121.62	8.55	0:17:30	2,924.27	243.69	4.31	0:24:30	2,382.36	397.06	2.62	0:31:30	442.71	442.71	2.37
0:03:35	2,908.54	60.59	17.16	0:10:35	2,913.78	121.41	8.57	0:17:35	2,877.50	239.79	4.34	0:24:35	2,378.38	396.40	2.65	0:31:35	440.61	440.61	2.38
0:03:40	2,938.53	61.22	17.18	0:10:40	2,912.52	121.36	8.57	0:17:40	2,926.79	243.90	4.31	0:24:40	2,399.77	399.96	2.63	0:31:40	445.85	445.85	2.35
0:03:45	2,946.08	61.38	17.13	0:10:45	2,984.46	124.35	8.55	0:17:45	2,887.78	240.65	4.32	0:24:45	2,412.14	402.02	2.62	0:31:45	448.16	448.16	2.34
0:03:50	2,917.14	60.77	17.11	0:10:50	2,938.11	122.42	8.59	0:17:50	2,917.35	243.11	4.32	0:24:50	2,389.29	398.21	2.61	0:31:50	451.94	451.94	2.32
0:03:55	2,944.19	61.34	17.15	0:10:55	2,910.43	121.27	8.58	0:17:55	2,930.56	244.21	4.30	0:24:55	2,396.21	399.37	2.63	0:31:55	448.79	448.79	2.33
0:04:00	2,938.53	61.22	17.18	0:11:00	2,951.95	123.00	8.57	0:18:00	2,929.51	244.13	4.31	0:25:00	2,422.63	403.77	2.63	0:32:00	437.47	437.47	2.39
0:04:05	2,942.09	61.29	17.15	0:11:05	2,917.14	121.55	8.54	0:18:05	2,921.12	243.43	4.31	0:25:05	2,369.15	394.86	2.63	0:32:05	444.39	444.39	2.36
0:04:10	2,900.99	60.44	17.21	0:11:10	2,952.16	123.01	8.56	0:18:10	2,887.78	240.65	4.32	0:25:10	2,366.43	394.40	2.63	0:32:10	446.90	446.90	2.34
0:04:15	2,938.95	61.23	17.17	0:11:15	2,903.72	120.99	8.58	0:18:15	2,919.24	243.27	4.32	0:25:15	2,391.59	398.60	2.64	0:32:15	442.50	442.50	2.37
0:04:20	2,937.90	61.21	17.18	0:11:20	2,974.60	123.94	8.58	0:18:20	2,893.02	241.09	4.31	0:25:20	2,422.21	403.70	2.61	0:32:20	443.76	443.76	2.36
0:04:25	2,905.81	60.54	17.18	0:11:25	2,908.54	121.19	8.58	0:18:25	2,920.49	243.37	4.32	0:25:25	2,418.86	403.14	2.60	0:32:25	446.69	446.69	2.35
0:04:30	2,938.74	61.22	17.17	0:11:30	2,943.56	122.65	8.57	0:18:30	2,901.41	241.78	4.35	0:25:30	2,407.95	401.32	2.59	0:32:30	436.21	436.21	2.40
0:04:35	2,943.77	61.33	17.15	0:11:35	2,956.77	123.20	8.55	0:18:35	2,930.56	244.21	4.31	0:25:35	2,424.10	404.02	2.60	0:32:35	437.05	437.05	2.40
0:04:40	2,947.76	61.41	17.13	0:11:40	2,921.75	121.74	8.55	0:18:40	2,917.56	243.13	4.32	0:25:40	2,356.15	392.69	2.65	0:32:40	436.00	436.00	2.40
0:04:45	2,911.48	60.66	17.15	0:11:45	2,978.17	124.09	8.55	0:18:45	2,878.97	239.91	4.33	0:25:45	2,402.29	400.38	2.62	0:32:45	445.85	445.85	2.35
0:04:50	2,941.68	61.28	17.16	0:11:50	2,910.43	121.27	8.57	0:18:50	2,929.93	244.16	4.31	0:25:50	2,418.02	403.00	2.61	0:32:50	442.08	442.08	2.37
0:04:55	2,947.13	61.40	17.13	0:11:55	2,949.43	122.89	8.56	0:18:55	2,925.53	243.79	4.31	0:25:55	2,433.95	405.66	2.59	0:32:55	441.45	441.45	2.37
0:05:00	2,936.01	61.17	17.19	0:12:00	2,947.34	122.81	8.56	0:19:00	2,932.03	244.34	4.30	0:26:00	2,401.66	400.28	2.63	0:33:00	441.66	441.66	2.37
0:05:05	2,911.48	60.66	17.15	0:12:05	2,912.52	121.36	8.57	0:19:05	2,904.14	242.01	4.30	0:26:05	2,375.23	395.87	2.63	0:33:05	443.76	443.76	2.36
0:05:10	2,939.58	61.24	17.17	0:12:10	2,956.56	123.19	8.55	0:19:10	2,913.36	242.78	4.34	0:26:10	2,414.66	402.44	2.61	0:33:10	446.06	446.06	2.35
0:05:15	2,942.09	61.29	17.16	0:12:15	2,904.97	121.04	8.58	0:19:15	2,916.09	243.01	4.32	0:26:15	2,371.04	395.17	2.63	0:33:15	447.74	447.74	2.34
0:05:20	2,893.44	60.28	17.25	0:12:20	2,954.89	123.12	8.55	0:19:20	2,891.97	241.00	4.31	0:26:20	2,373.77	395.63	2.66	0:33:20	448.79	448.79	2.33
0:05:25	2,937.06	61.19	17.18	0:12:25	2,949.02	122.88	8.55	0:19:25	2,921.75	243.48	4.32	0:26:25	2,415.50	402.58	2.61	0:33:25	451.10	451.10	2.32
0:05:30	2,945.45	61.36	17.15	0:12:30	2,946.92	122.79	8.56	0:19:30	2,888.83	240.74	4.32	0:26:30	2,416.55	402.76	2.61	0:33:30	450.26	450.26	2.33
0:05:35	2,903.09	60.48	17.19	0:12:35	2,916.51	121.52	8.57	0:19:35	2,911.27	242.61	4.33	0:26:35	2,403.97	400.66	2.62	0:33:35	442.29	442.29	2.37
0:05:40	2,942.51	61.30	17.16	0:12:40	2,953.42	123.06	8.55	0:19:40	2,919.66	243.30	4.32	0:26:40	2,364.75	394.12	2.64	0:33:40	442.08	442.08	2.37
0:05:45	2,938.95	61.23	17.17	0:12:45	2,938.11	122.42	8.59	0:19:45	2,927.20	243.93	4.32	0:26:45	2,381.53	396.92	2.65	0:33:45	440.82	440.82	2.38
0:05:50	2,938.95	61.23	17.18	0:12:50	2,908.12	121.17	8.57	0:19:50	2,890.50	240.88	4.32	0:26:50	2,390.12	398.35	2.61	0:33:50	438.30	438.30	2.39
0:05:55	2,870.79	59.81	17.22	0:12:55	2,911.90	121.33	8.56	0:19:55	2,880.86	240.07	4.32	0:26:55	2,376.70	396.12	2.62	0:33:55	431.59	431.59	2.42
0:06:00	2,967.47	61.82	17.18	0:13:00	2,973.55	123.90	8.58	0:20:00	2,960.76	246.73	4.31	0:27:00	2,428.29	404.72	2.62	0:34:00	429.29	429.29	2.45
0:06:05	2,925.74	60.95	17.25	0:13:05	2,952.58	123.02	8.56	0:20:05	2,920.91	243.41	4.33	0:27:05	2,432.91	405.48	2.59	0:34:05	432.64	432.64	2.42
0:06:10	2,904.97	60.52	17.18	0:13:10	2,909.38	121.22	8.57	0:20:10	2,918.40	243.20	4.32	0:27:10	2,355.94	392.66	2.65	0:34:10	432.43	432.43	2.42
0:06:15	2,941.88	61.29	17.16	0:13:15	2,953.63	123.07	8.56	0:20:15	2,891.55	240.96	4.32	0:27:15	2,414.24	402.37	2.61	0:34:15	439.56	439.56	2.38
0:06:20	2,936.64	61.18	17.19	0:13:20	2,946.08	122.75	8.55	0:20:20	2,914.62	242.89	4.33	0:27:20	2,389.91	398.32	2.64	0:34:20	446.90	446.90	2.34
0:06:25	2,936.01	61.17	17.19	0:13:25	2,951.11	122.96	8.55	0:20:25	2,891.76	240.98	4.31	0:27:25	2,432.91	405.48	2.60	0:34:25	448.37	448.37	2.34
0:06:30	2,899.10	60.40	17.22	0:13:30	2,917.56	121.56	8.57	0:20:30	2,923.43	243.62	4.32	0:27:30	2,421.16	403.53	2.60	0:34:30	446.69	446.69	2.34
0:06:35	2,941.05	61.27	17.16	0:13:35	2,942.51	122.60	8.57	0:20:35	2,910.43	242.54	4.33	0:27:35	2,384.46	397.41	2.62	0:34:35	444.60	444.60	2.36
0:06:40	2,917.14	67.84	17.07	0:13:40	2,904.14	181.51	8.55	0:20:40	2,880.65	480.11	4.31	0:27:40	2,364.12	788.04	2.63	0:34:40	440.61	440.61	2.38
0:06:45	15.52	0.00	14.20	0:13:45	10.28	0.00	7.59	0:20:45	7.55	0.00	4.11	0:27:45	5.24	0.00	2.53	0:34:45	1.89	0.00	2.32
0:06:50	0.00	0.00	0.00	0:13:50	0.00	0.00	0.00	0:20:50	0.00	0.00	0.00	0:27:50	0.00	0.00	0.00	0:34:50	0.00	0.00	0.00
								0:20:55	0.00	0.00	0.00								

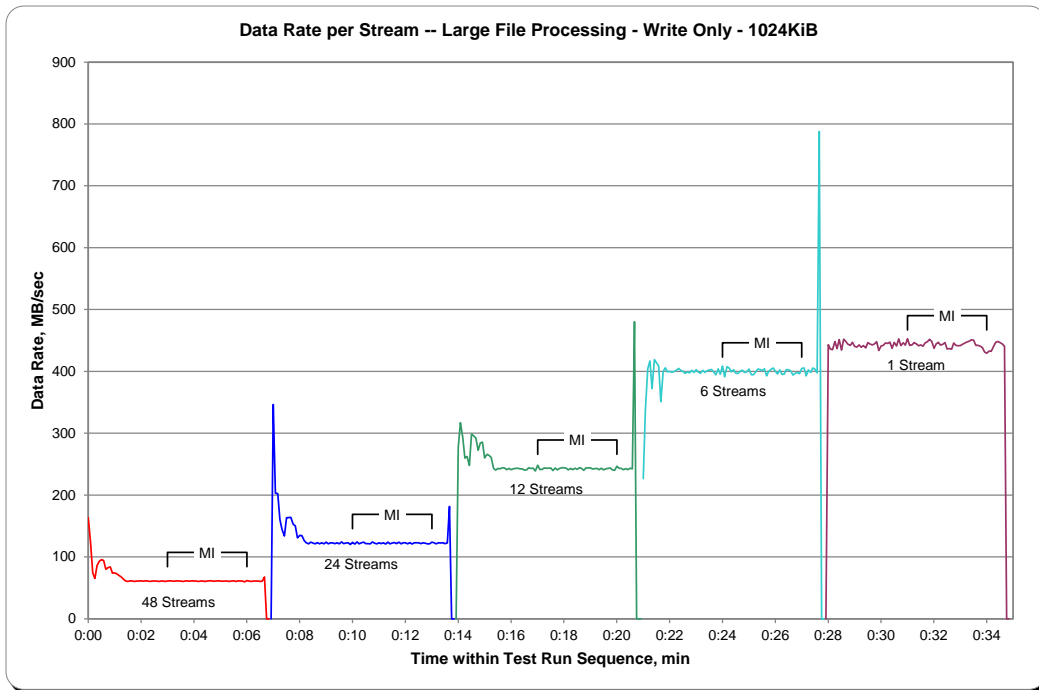
SPC-2 “Large File Processing/WRITE ONLY/1024 KiB Transfer Size” Average Data Rate Graph – Complete Test Run



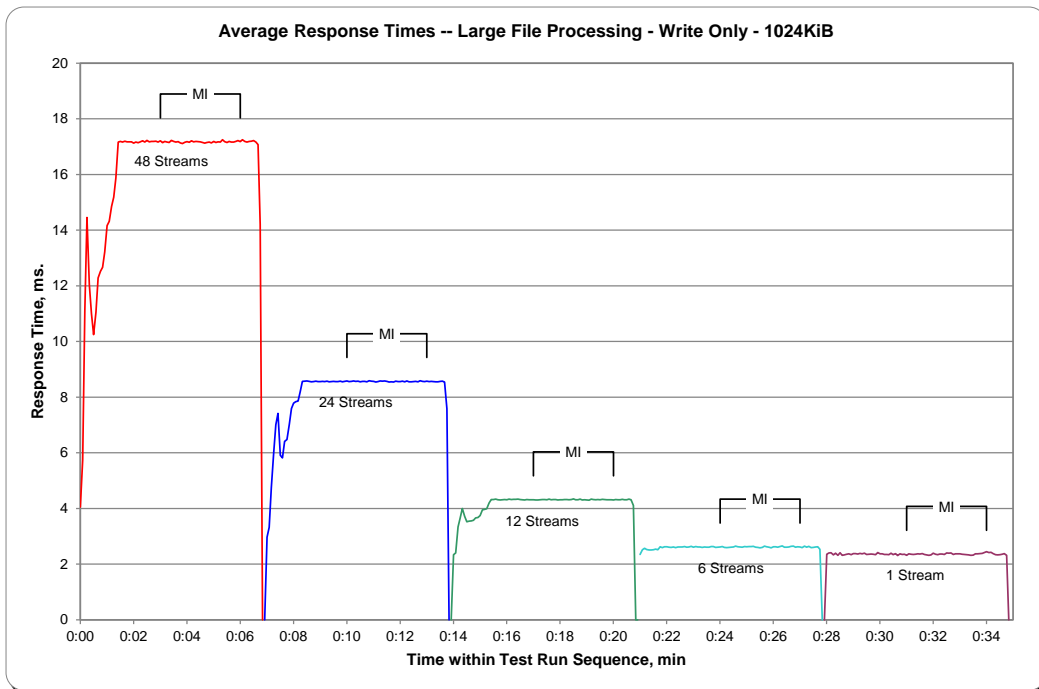
SPC-2 “Large File Processing/ WRITE ONLY /1024 KiB Transfer Size” Average Data Rate Graph – Measurement Interval (MI) Only



SPC-2 “Large File Processing/ WRITE ONLY /1024 KiB Transfer Size” Average Data Rate per Stream Graph



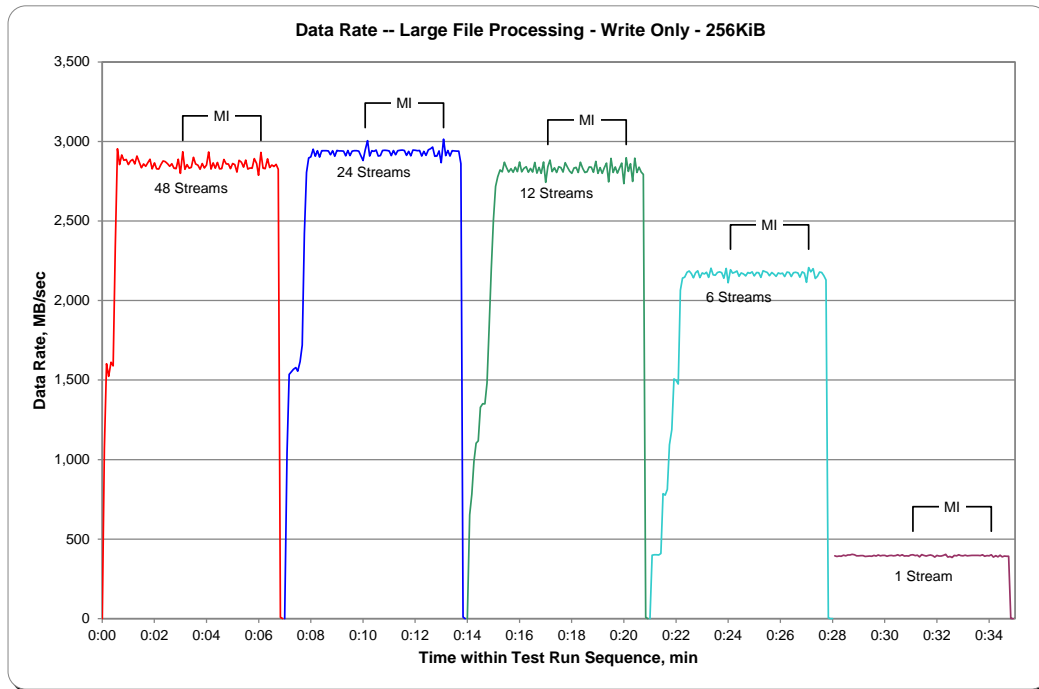
SPC-2 “Large File Processing/ WRITE ONLY /1024 KiB Transfer Size” Average Response Time Graph



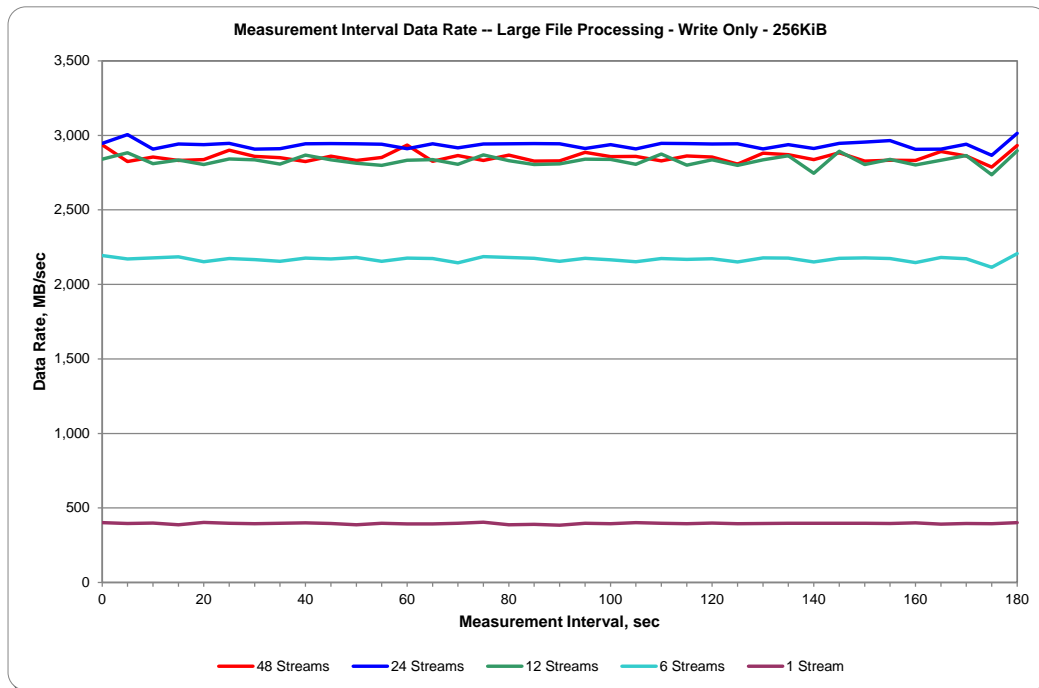
SPC-2 “Large File Processing/ WRITE ONLY /256 KiB Transfer Size” Test Run Data – Ramp-Up Period

TR6				TR7				TR8				TR9				TR10			
Test Run Sequence Time	48 Streams			Test Run Sequence Time	24 Streams			Test Run Sequence Time	12 Streams			Test Run Sequence Time	6 Streams			Test Run Sequence Time	1 Stream		
	Data Rate, MB/sec	Data Rate / Stream, MB/sec	Response Time, ms		Data Rate, MB/sec	Data Rate / Stream, MB/sec	Response Time, ms		Data Rate, MB/sec	Data Rate / Stream, MB/sec	Response Time, ms		Data Rate, MB/sec	Data Rate / Stream, MB/sec	Response Time, ms		Data Rate, MB/sec	Data Rate / Stream, MB/sec	Response Time, ms
0:00:00	0.00	0.00	0.00	0:07:00	0.00	0.00	0.00	0:14:00	0.00	0.00	0.00	0:21:00	0.00	0.00	0.00	0:28:05	395.52	395.52	0.66
0:00:05	1,071.17	133.90	0.98	0:07:05	1,042.70	208.54	0.93	0:14:05	652.95	326.47	0.66	0:21:05	398.98	398.98	0.65	0:28:10	391.22	391.22	0.66
0:00:10	1,602.54	145.69	1.60	0:07:10	1,536.01	307.20	0.85	0:14:10	782.24	391.12	0.66	0:21:10	401.92	401.92	0.65	0:28:15	393.48	393.48	0.67
0:00:15	1,522.74	101.52	2.29	0:07:15	1,551.26	221.61	1.12	0:14:15	989.75	329.92	0.70	0:21:15	401.50	401.50	0.65	0:28:20	392.01	392.01	0.67
0:00:20	1,612.45	89.58	2.58	0:07:20	1,567.36	195.92	1.28	0:14:20	1,103.36	367.79	0.71	0:21:20	400.82	400.82	0.65	0:28:25	399.56	399.56	0.65
0:00:25	1,589.27	72.24	3.44	0:07:25	1,578.21	157.82	1.65	0:14:25	1,117.05	279.26	0.71	0:21:25	410.15	205.08	0.66	0:28:30	394.95	394.95	0.66
0:00:30	2,342.47	75.56	3.00	0:07:30	1,555.77	141.43	1.81	0:14:30	1,328.02	332.01	0.78	0:21:30	785.23	392.61	0.67	0:28:35	400.35	400.35	0.65
0:00:35	2,954.57	92.33	2.81	0:07:35	1,615.33	134.61	1.91	0:14:35	1,351.30	337.82	0.78	0:21:35	776.00	388.00	0.67	0:28:40	400.35	400.35	0.65
0:00:40	2,854.85	81.57	3.03	0:07:40	1,719.35	122.81	1.90	0:14:40	1,350.57	270.11	0.79	0:21:40	812.65	270.88	0.68	0:28:45	403.91	403.91	0.65
0:00:45	2,914.94	80.97	3.24	0:07:45	2,420.79	161.39	1.56	0:14:45	1,481.48	246.91	0.98	0:21:45	1,093.14	364.38	0.71	0:28:50	401.13	401.13	0.65
0:00:50	2,881.38	77.88	3.26	0:07:50	2,805.36	155.85	1.50	0:14:50	1,835.90	229.49	0.99	0:21:50	1,188.56	297.14	0.71	0:28:55	394.42	394.42	0.66
0:00:55	2,886.21	75.95	3.43	0:07:55	2,895.90	152.42	1.66	0:14:55	2,201.22	275.15	0.94	0:21:55	1,507.80	376.95	0.70	0:29:00	394.53	394.53	0.66
0:01:00	2,853.86	75.10	3.46	0:08:00	2,902.56	138.22	1.79	0:15:00	2,509.19	250.92	0.94	0:22:00	1,497.63	374.41	0.70	0:29:05	396.15	396.15	0.66
0:01:05	2,877.50	70.18	3.50	0:08:05	2,950.69	140.51	1.89	0:15:05	2,718.12	271.81	0.97	0:22:05	1,475.45	368.86	0.70	0:29:10	395.89	395.89	0.66
0:01:10	2,886.15	70.39	3.73	0:08:10	2,906.65	126.38	2.03	0:15:10	2,778.46	231.54	1.09	0:22:10	2,065.07	344.18	0.72	0:29:15	390.75	390.75	0.67
0:01:15	2,858.47	66.48	3.89	0:08:15	2,941.62	127.90	2.05	0:15:15	2,820.67	235.06	1.12	0:22:15	2,141.72	356.95	0.74	0:29:20	391.96	391.96	0.67
0:01:20	2,908.59	66.10	4.01	0:08:20	2,901.78	126.16	2.06	0:15:20	2,808.77	234.06	1.11	0:22:20	2,146.07	357.68	0.72	0:29:25	393.37	393.37	0.66
0:01:25	2,868.69	62.36	4.12	0:08:25	2,941.83	122.58	2.06	0:15:25	2,869.74	239.15	1.11	0:22:25	2,177.79	362.96	0.72	0:29:30	391.85	391.85	0.67
0:01:30	2,833.88	59.04	4.31	0:08:30	2,941.41	122.56	2.14	0:15:30	2,836.14	236.34	1.11	0:22:30	2,185.44	364.24	0.72	0:29:35	397.78	397.78	0.65
0:01:35	2,858.99	59.56	4.41	0:08:35	2,942.04	122.59	2.14	0:15:35	2,807.72	233.98	1.11	0:22:35	2,168.87	361.48	0.73	0:29:40	394.16	394.16	0.67
0:01:40	2,844.00	59.25	4.38	0:08:40	2,941.15	122.55	2.14	0:15:40	2,829.32	235.78	1.11	0:22:40	2,142.77	357.13	0.73	0:29:45	400.14	400.14	0.65
0:01:45	2,866.07	59.71	4.41	0:08:45	2,916.04	121.50	2.14	0:15:45	2,805.83	233.82	1.11	0:22:45	2,174.33	362.39	0.72	0:29:50	394.21	394.21	0.66
0:01:50	2,887.94	60.17	4.41	0:08:50	2,941.41	122.56	2.14	0:15:50	2,838.81	236.57	1.11	0:22:50	2,186.65	364.44	0.72	0:29:55	397.20	397.20	0.66
0:01:55	2,827.38	58.90	4.41	0:08:55	2,906.76	121.11	2.14	0:15:55	2,809.97	234.16	1.11	0:22:55	2,143.87	357.31	0.72	0:30:00	397.41	397.41	0.66
0:02:00	2,865.39	59.70	4.40	0:09:00	2,943.51	122.65	2.14	0:16:00	2,870.16	239.18	1.11	0:23:00	2,174.12	362.35	0.72	0:30:05	392.17	392.17	0.67
0:02:05	2,827.69	58.91	4.41	0:09:05	2,940.10	122.50	2.14	0:16:05	2,808.19	234.02	1.11	0:23:05	2,166.20	361.03	0.73	0:30:10	395.94	395.94	0.66
0:02:10	2,826.75	58.89	4.41	0:09:10	2,939.84	122.49	2.14	0:16:10	2,829.90	235.82	1.11	0:23:10	2,177.74	362.96	0.72	0:30:15	396.99	396.99	0.66
0:02:15	2,855.06	59.48	4.42	0:09:15	2,939.68	122.49	2.14	0:16:15	2,841.75	236.81	1.11	0:23:15	2,145.28	357.55	0.72	0:30:20	395.26	395.26	0.66
0:02:20	2,876.87	59.93	4.38	0:09:20	2,909.80	121.24	2.14	0:16:20	2,806.41	233.87	1.11	0:23:20	2,203.58	367.26	0.72	0:30:25	396.05	396.05	0.66
0:02:25	2,872.94	59.85	4.39	0:09:25	2,942.51	122.60	2.14	0:16:25	2,830.05	235.84	1.11	0:23:25	2,161.27	360.21	0.72	0:30:30	401.13	401.13	0.65
0:02:30	2,859.57	59.57	4.41	0:09:30	2,910.79	121.28	2.14	0:16:30	2,806.88	233.91	1.11	0:23:30	2,158.65	359.78	0.72	0:30:35	395.47	395.47	0.66
0:02:35	2,843.74	59.24	4.39	0:09:35	2,938.63	122.44	2.14	0:16:35	2,868.48	239.04	1.11	0:23:35	2,175.95	362.66	0.72	0:30:40	401.13	401.13	0.65
0:02:40	2,860.57	59.60	4.41	0:09:40	2,942.46	122.60	2.14	0:16:40	2,800.22	233.35	1.11	0:23:40	2,180.25	363.38	0.72	0:30:45	393.43	393.43	0.66
0:02:45	2,831.47	58.99	4.41	0:09:45	2,941.83	122.58	2.14	0:16:45	2,836.40	236.37	1.11	0:23:45	2,174.64	362.44	0.72	0:30:50	394.74	394.74	0.66
0:02:50	2,828.53	58.93	4.42	0:09:50	2,938.58	122.44	2.14	0:16:50	2,799.65	233.30	1.11	0:23:50	2,140.09	356.68	0.72	0:30:55	393.16	393.16	0.66
0:02:55	2,888.09	60.17	4.41	0:09:55	2,909.59	121.23	2.14	0:16:55	2,870.16	239.18	1.11	0:23:55	2,201.90	366.98	0.72	0:31:00	399.61	399.61	0.66
0:03:00	2,799.38	58.32	4.41	0:10:00	2,879.65	119.99	2.14	0:17:00	2,742.81	228.57	1.11	0:24:00	2,110.99	351.83	0.72				

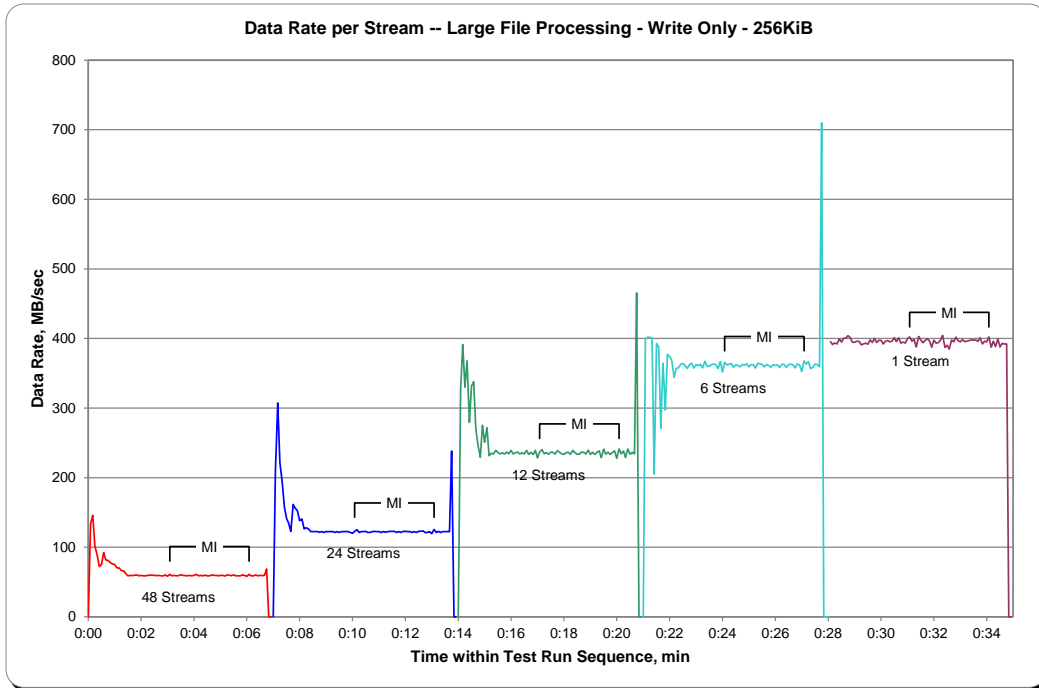
SPC-2 “Large File Processing/ WRITE ONLY /256 KiB Transfer Size” Average Data Rate Graph – Complete Test Run



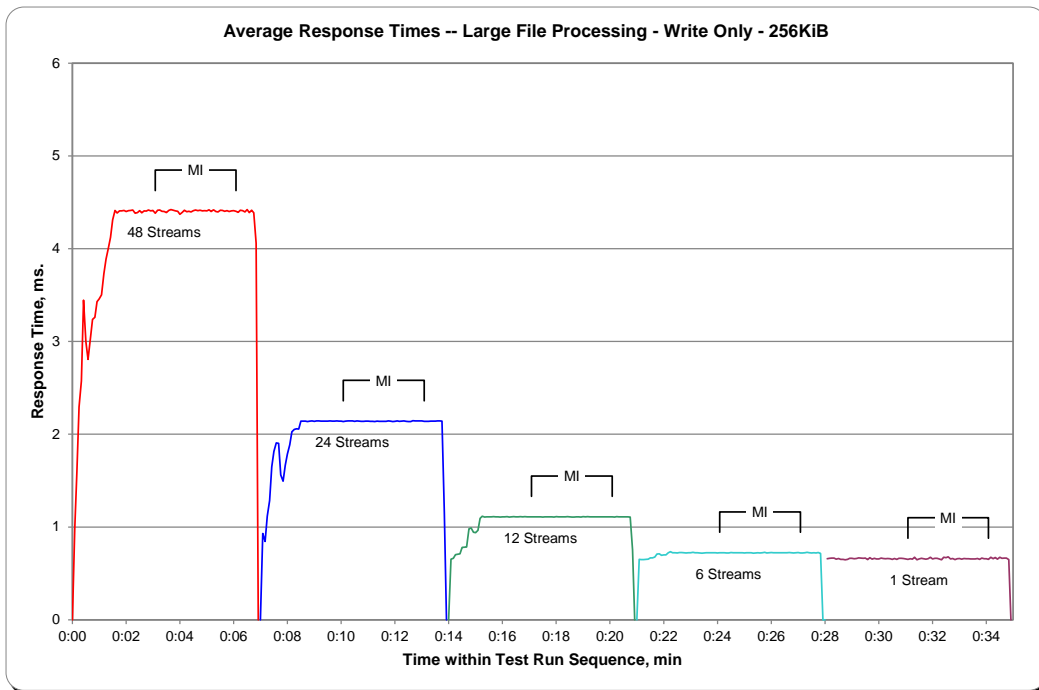
SPC-2 “Large File Processing/ WRITE ONLY /256 KiB Transfer Size” Average Data Rate Graph – Measurement Interval (MI) Only



SPC-2 “Large File Processing/ WRITE ONLY /256 KiB Transfer Size” Average Data Rate per Stream Graph



SPC-2 “Large File Processing/ WRITE ONLY /256 KiB Transfer Size” Average Response Time Graph



Large File Processing Test – READ-WRITE Test Phase

Clause 10.6.9.1.2

1. *A table that will contain the following information for each "READ-WRITE, 1024 KiB Transfer Size" Test Run:*
 - *The number of Streams specified.*
 - *The Average Data Rate, Average Data Rate per Stream, and Average Response Time reported at five second intervals.*
2. *Average Data Rate by Intervals, Average Data Rate per Stream by Intervals, and Average Response Time by Intervals graphs for the "READ-WRITE, 1024 KiB Transfer Size" Test Runs as specified in Clauses 10.1.4 – 10.1.6.*
3. *A table that will contain the following information for each "READ-WRITE, 256 KiB Transfer Size" Test Run:*
 - *The number of Streams specified.*
 - *The Average Data Rate, Average Data Rate per Stream, and Average Response Time reported at five second intervals.*
4. *Average Data Rate by Intervals, Average Data Rate per Stream by Intervals, and Average Response Time by Intervals graphs for the "READ-WRITE, 256 KiB Transfer Size" Test Runs as specified in Clauses 10.1.4 – 10.1.6.*

The SPC-2 "Large File Processing/READ-WRITE/1024 KiB Transfer Size" Test Run data is contained in the table that appears on the next page. That table is followed by graphs illustrating the average Data Rate, average Data Rate per Stream, and average Response Time produced by the same Test Runs. The table and graphs present the data at five-second intervals.

Immediately following the SPC-2 "Large File Processing/ READ-WRITE /1024 KiB Transfer Size" table and graphs will be the SPC-2 "Large File Processing/ READ-WRITE /64 KiB Transfer Size" table and graphs. The table contains the Test Run data and the graphs illustrate the average Data Rate, average Data Rate per Stream, and average Response Time produced by the Test Runs.

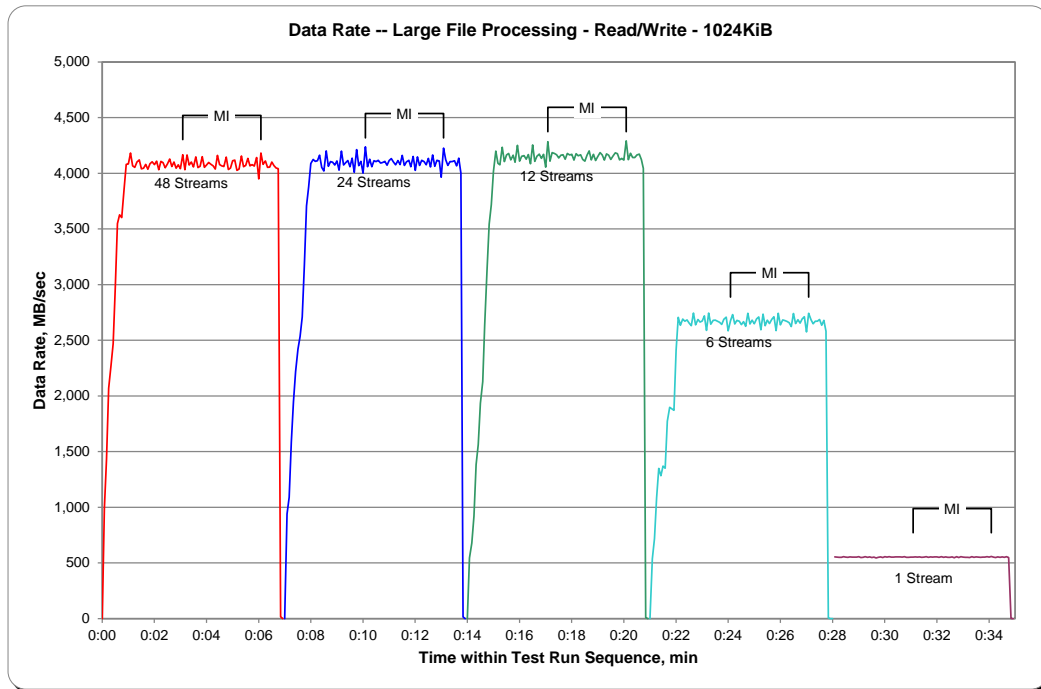
SPC-2 “Large File Processing/READ-WRITE/1024 KiB Transfer Size” Test Run Data – Ramp-Up Period

48 Streams				24 Streams				12 Streams				6 Streams				1 Stream			
TR11	48 Streams			TR12	24 Streams			TR13	12 Streams			TR14	6 Streams			TR15	1 Stream		
Test Run Sequence Time	Data Rate, MB/sec	Data Rate /Stream, MB/sec	Response Time, ms	Test Run Sequence Time	Data Rate, MB/sec	Data Rate /Stream, MB/sec	Response Time, ms	Test Run Sequence Time	Data Rate, MB/sec	Data Rate /Stream, MB/sec	Response Time, ms	Test Run Sequence Time	Data Rate, MB/sec	Data Rate /Stream, MB/sec	Response Time, ms	Test Run Sequence Time	Data Rate, MB/sec	Data Rate /Stream, MB/sec	Response Time, ms
0:00:00	0.00	0.00	0.00	0:07:00	0.00	0.00	0.00	0:14:00	0.00	0.00	0.00	0:21:00	0.00	0.00	0.00	0:28:05	554.28	554.28	1.88
0:00:05	989.65	197.93	2.86	0:07:05	939.94	313.31	3.02	0:14:05	545.05	545.05	1.91	0:21:05	537.08	537.08	1.94	0:28:10	552.81	552.81	1.89
0:00:10	1,432.56	159.17	5.96	0:07:10	1,089.26	272.32	3.23	0:14:10	678.64	339.32	2.06	0:21:10	717.23	358.61	1.95	0:28:15	551.55	551.55	1.90
0:00:15	2,069.05	147.79	5.71	0:07:15	1,585.24	226.46	3.52	0:14:15	921.70	307.23	2.35	0:21:15	1,085.28	361.76	2.00	0:28:20	551.34	551.34	1.90
0:00:20	2,273.31	133.72	6.87	0:07:20	1,947.63	243.45	4.00	0:14:20	1,383.70	461.23	2.28	0:21:20	1,348.89	449.63	2.34	0:28:25	556.79	556.79	1.88
0:00:25	2,470.24	112.28	8.11	0:07:25	2,218.58	221.86	4.23	0:14:25	1,563.01	390.75	2.64	0:21:25	1,283.88	427.96	2.42	0:28:30	552.39	552.39	1.90
0:00:30	2,978.17	110.30	8.88	0:07:30	2,419.06	241.91	4.34	0:14:30	1,935.25	387.05	2.59	0:21:30	1,370.70	456.90	2.32	0:28:35	550.92	550.92	1.90
0:00:35	3,548.59	122.37	8.06	0:07:35	2,535.04	230.46	4.53	0:14:35	2,129.03	354.84	2.76	0:21:35	1,350.36	450.12	2.35	0:28:40	555.12	555.12	1.89
0:00:40	3,627.65	125.09	8.40	0:07:40	2,710.15	208.47	4.70	0:14:40	2,632.55	376.08	2.65	0:21:40	1,772.51	443.13	2.24	0:28:45	553.23	553.23	1.89
0:00:45	3,601.02	112.53	8.97	0:07:45	3,176.77	211.78	4.45	0:14:45	3,128.95	347.66	2.64	0:21:45	1,898.34	474.59	2.21	0:28:50	552.18	552.18	1.90
0:00:50	3,858.13	110.23	9.03	0:07:50	3,708.18	218.13	4.66	0:14:50	3,543.35	354.33	2.69	0:21:50	1,884.29	471.07	2.23	0:28:55	553.44	553.44	1.89
0:00:55	4,078.96	104.59	9.38	0:07:55	3,878.68	215.48	4.69	0:14:55	3,717.20	371.72	2.80	0:21:55	1,870.87	467.72	2.22	0:29:00	555.54	555.54	1.89
0:01:00	4,083.15	102.08	10.10	0:08:00	4,087.98	204.40	4.81	0:15:00	4,016.68	334.72	2.95	0:22:00	2,409.63	401.60	2.24	0:29:05	548.82	548.82	1.91
0:01:05	4,180.67	99.54	10.50	0:08:05	4,124.05	187.46	5.18	0:15:05	4,199.13	349.93	3.04	0:22:05	2,704.91	450.82	2.38	0:29:10	549.87	549.87	1.91
0:01:10	4,066.59	90.37	11.20	0:08:10	4,105.80	178.51	5.59	0:15:10	4,089.03	340.75	3.05	0:22:10	2,635.07	439.18	2.37	0:29:15	557.00	557.00	1.88
0:01:15	4,053.79	86.25	11.81	0:08:15	4,111.68	178.77	5.89	0:15:15	4,076.86	339.74	3.03	0:22:15	2,689.60	448.27	2.34	0:29:20	550.71	550.71	1.90
0:01:20	4,101.61	87.27	12.00	0:08:20	4,163.06	173.46	6.05	0:15:20	4,233.94	352.83	3.04	0:22:20	2,670.72	445.12	2.36	0:29:25	554.07	554.07	1.89
0:01:25	4,119.86	85.83	12.41	0:08:25	4,053.59	168.90	6.16	0:15:25	4,105.59	342.13	3.04	0:22:25	2,683.52	447.25	2.35	0:29:30	549.24	549.24	1.91
0:01:30	4,039.32	84.15	12.32	0:08:30	4,020.03	167.50	6.15	0:15:30	4,164.31	347.03	3.03	0:22:30	2,654.37	442.39	2.35	0:29:35	552.39	552.39	1.90
0:01:35	4,045.20	84.27	12.39	0:08:35	4,200.60	175.02	6.13	0:15:35	4,178.16	348.18	3.02	0:22:35	2,630.25	438.37	2.35	0:29:40	545.26	545.26	1.92
0:01:40	4,079.80	85.00	12.37	0:08:40	4,063.23	169.30	6.13	0:15:40	4,120.69	343.39	3.03	0:22:40	2,743.70	457.28	2.34	0:29:45	550.29	550.29	1.90
0:01:45	4,035.76	84.08	12.40	0:08:45	4,104.13	171.01	6.16	0:15:45	4,162.43	346.87	3.03	0:22:45	2,638.85	439.81	2.36	0:29:50	554.28	554.28	1.89
0:01:50	4,085.88	85.12	12.32	0:08:50	4,098.88	170.79	6.16	0:15:50	4,099.09	341.59	3.01	0:22:50	2,687.50	447.92	2.35	0:29:55	548.41	548.41	1.91
0:01:55	4,102.45	85.47	12.28	0:08:55	4,073.72	169.74	6.12	0:15:55	4,250.30	354.19	3.03	0:22:55	2,663.17	443.86	2.34	0:30:00	556.37	556.37	1.88
0:02:00	4,077.28	84.94	12.38	0:09:00	4,110.63	171.28	6.14	0:16:00	4,109.37	342.45	3.04	0:23:00	2,673.24	445.54	2.36	0:30:05	552.60	552.60	1.90
0:02:05	4,107.69	85.58	12.31	0:09:05	4,028.21	167.84	6.14	0:16:05	4,152.57	346.05	3.04	0:23:05	2,718.96	453.16	2.34	0:30:10	556.37	556.37	1.88
0:02:10	4,031.15	83.98	12.33	0:09:10	4,198.29	174.93	6.14	0:16:10	4,159.28	346.61	3.03	0:23:10	2,588.72	431.45	2.36	0:30:15	552.39	552.39	1.90
0:02:15	4,106.85	85.56	12.30	0:09:15	4,073.93	169.75	6.12	0:16:15	4,126.57	343.88	3.02	0:23:15	2,743.49	457.25	2.34	0:30:20	551.76	551.76	1.90
0:02:20	4,095.74	85.33	12.33	0:09:20	4,094.90	170.62	6.17	0:16:20	4,168.93	347.41	3.03	0:23:20	2,644.09	440.68	2.36	0:30:25	554.91	554.91	1.89
0:02:25	4,048.55	84.34	12.35	0:09:25	4,114.19	171.42	6.13	0:16:25	4,085.46	340.46	3.02	0:23:25	2,679.74	446.62	2.35	0:30:30	555.33	555.33	1.89
0:02:30	4,085.46	85.11	12.38	0:09:30	4,057.99	169.08	6.14	0:16:30	4,255.33	354.61	3.02	0:23:30	2,680.79	446.80	2.35	0:30:35	554.07	554.07	1.89
0:02:35	4,126.99	85.98	12.33	0:09:35	4,136.21	172.34	6.13	0:16:35	4,106.22	342.19	3.04	0:23:35	2,670.51	445.09	2.36	0:30:40	552.39	552.39	1.90
0:02:40	4,060.72	84.60	12.35	0:09:40	4,009.34	167.06	6.15	0:16:40	4,152.78	346.07	3.04	0:23:40	2,661.71	443.62	2.34	0:30:45	555.54	555.54	1.89
0:02:45	4,100.35	85.42	12.26	0:09:45	4,211.71	175.49	6.12	0:16:45	4,171.45	347.62	3.02	0:23:45	2,642.20	440.37	2.36	0:30:50	550.71	550.71	1.90
0:02:50	4,044.99	84.27	12.33	0:09:50	4,068.89	169.54	6.12	0:16:50	4,132.86	344.40	3.02	0:23:50	2,687.71	447.95	2.35	0:30:55	550.92	550.92	1.90
0:02:55	4,076.23	84.92	12.25	0:09:55	4,105.80	171.08	6.15	0:16:55	4,169.14	347.43	3.02	0:23:55	2,707.00	451.17	2.35	0:31:00	553.44	553.44	1.89
0:03:00	4,041.21	84.19	12.34	0:10:00	4,001.58	166.73	6.13	0:17:00	4,055.68	337.97	3.02	0:24:00	2,585.37	430.89	2.35				

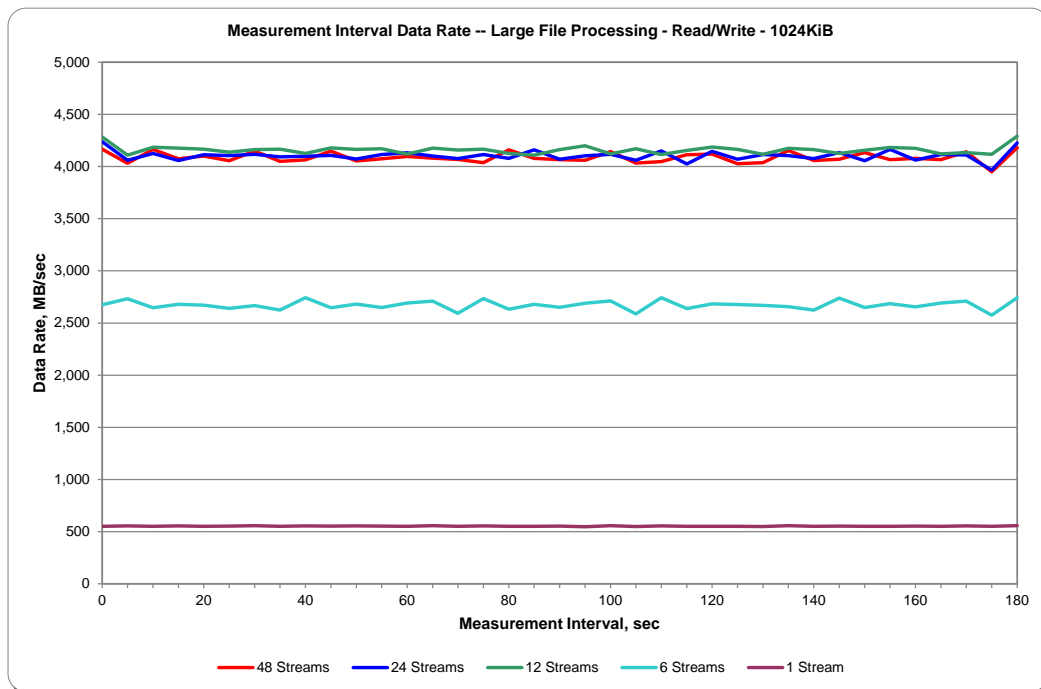
SPC-2 “Large File Processing/READ-WRITE/1024 KiB Transfer Size” Test Run Data
Measurement Interval, Run-Out, and Ramp-Down Periods

TR11	48 Streams			TR12	24 Streams			TR13	12 Streams			TR14	6 Streams			TR15	1 Stream		
Test Run Sequence Time	Data Rate, MB/sec	Data Rate / Stream, MB/sec	Response Time, ms	Test Run Sequence Time	Data Rate, MB/sec	Data Rate / Stream, MB/sec	Response Time, ms	Test Run Sequence Time	Data Rate, MB/sec	Data Rate / Stream, MB/sec	Response Time, ms	Test Run Sequence Time	Data Rate, MB/sec	Data Rate / Stream, MB/sec	Response Time, ms	Test Run Sequence Time	Data Rate, MB/sec	Data Rate / Stream, MB/sec	Response Time, ms
0:03:05	4,165.99	86.79	12.23	0:10:05	4,236.88	176.54	6.12	0:17:05	4,283.85	356.99	3.02	0:24:05	2,675.34	445.89	2.36	0:31:05	552.18	552.18	1.90
0:03:10	4,031.98	84.00	12.35	0:10:10	4,059.46	169.14	6.12	0:17:10	4,109.37	342.45	3.03	0:24:10	2,731.54	455.26	2.35	0:31:10	554.70	554.70	1.89
0:03:15	4,164.11	86.75	12.30	0:10:15	4,125.10	171.88	6.13	0:17:15	4,185.29	348.77	3.01	0:24:15	2,647.03	441.17	2.36	0:31:15	552.18	552.18	1.90
0:03:20	4,073.51	84.86	12.25	0:10:20	4,057.78	169.07	6.14	0:17:20	4,177.11	348.09	3.02	0:24:20	2,678.48	446.41	2.35	0:31:20	554.70	554.70	1.89
0:03:25	4,101.19	85.44	12.37	0:10:25	4,112.10	171.34	6.14	0:17:25	4,167.04	347.25	3.03	0:24:25	2,670.51	445.09	2.36	0:31:25	551.55	551.55	1.90
0:03:30	4,056.52	84.51	12.25	0:10:30	4,104.55	171.02	6.14	0:17:30	4,137.05	344.75	3.02	0:24:30	2,641.15	440.19	2.36	0:31:30	553.23	553.23	1.89
0:03:35	4,147.75	86.41	12.35	0:10:35	4,116.50	171.52	6.14	0:17:35	4,162.22	346.85	3.03	0:24:35	2,668.00	444.67	2.37	0:31:35	556.79	556.79	1.88
0:03:40	4,050.44	84.38	12.30	0:10:40	4,091.75	170.49	6.16	0:17:40	4,165.57	347.13	3.03	0:24:40	2,624.38	437.40	2.35	0:31:40	551.13	551.13	1.90
0:03:45	4,063.02	84.65	12.29	0:10:45	4,097.63	170.73	6.09	0:17:45	4,126.15	343.85	3.02	0:24:45	2,741.82	456.97	2.35	0:31:45	554.49	554.49	1.89
0:03:50	4,148.59	86.43	12.23	0:10:50	4,105.80	171.08	6.15	0:17:50	4,177.74	348.14	3.02	0:24:50	2,646.61	441.10	2.36	0:31:50	552.60	552.60	1.90
0:03:55	4,053.17	84.44	12.45	0:10:55	4,072.25	169.68	6.13	0:17:55	4,165.15	347.10	3.03	0:24:55	2,681.21	446.87	2.35	0:31:55	554.70	554.70	1.89
0:04:00	4,074.35	84.88	12.34	0:11:00	4,115.24	171.47	6.13	0:18:00	4,170.19	347.52	3.03	0:25:00	2,647.86	441.31	2.35	0:32:00	553.86	553.86	1.89
0:04:05	4,096.37	85.34	12.29	0:11:05	4,130.76	172.12	6.11	0:18:05	4,119.02	343.25	3.03	0:25:05	2,691.69	448.62	2.35	0:32:05	551.13	551.13	1.90
0:04:10	4,079.17	84.98	12.38	0:11:10	4,100.98	170.87	6.15	0:18:10	4,176.69	348.06	3.02	0:25:10	2,709.31	451.55	2.35	0:32:10	557.21	557.21	1.88
0:04:15	4,067.22	84.73	12.30	0:11:15	4,075.61	169.82	6.12	0:18:15	4,157.18	346.43	3.03	0:25:15	2,593.97	432.33	2.36	0:32:15	550.50	550.50	1.90
0:04:20	4,036.81	84.10	12.37	0:11:20	4,114.61	171.44	6.15	0:18:20	4,167.04	347.25	3.03	0:25:20	2,735.11	455.85	2.35	0:32:20	555.33	555.33	1.89
0:04:25	4,160.12	86.67	12.28	0:11:25	4,078.33	169.93	6.12	0:18:25	4,124.68	343.72	3.02	0:25:25	2,631.30	438.55	2.37	0:32:25	550.50	550.50	1.90
0:04:30	4,078.33	84.97	12.35	0:11:30	4,160.33	173.35	6.13	0:18:30	4,107.90	342.33	3.04	0:25:30	2,679.95	446.66	2.35	0:32:30	551.13	551.13	1.90
0:04:35	4,066.59	84.72	12.29	0:11:35	4,069.31	169.55	6.14	0:18:35	4,161.80	346.82	3.04	0:25:35	2,650.59	441.77	2.35	0:32:35	554.28	554.28	1.89
0:04:40	4,059.88	84.58	12.25	0:11:40	4,103.08	170.96	6.14	0:18:40	4,199.76	349.98	3.03	0:25:40	2,688.55	448.09	2.35	0:32:40	547.36	547.36	1.91
0:04:45	4,144.39	86.34	12.20	0:11:45	4,116.71	171.53	6.13	0:18:45	4,120.69	343.39	3.03	0:25:45	2,712.46	452.08	2.35	0:32:45	556.58	556.58	1.88
0:04:50	4,033.24	84.03	12.50	0:11:50	4,059.04	169.13	6.15	0:18:50	4,169.77	347.48	3.02	0:25:50	2,587.47	431.24	2.36	0:32:50	548.41	548.41	1.91
0:04:55	4,047.29	84.32	12.34	0:11:55	4,150.47	172.94	6.15	0:18:55	4,114.40	342.87	3.03	0:25:55	2,742.24	457.04	2.35	0:32:55	555.54	555.54	1.89
0:05:00	4,113.14	85.69	12.36	0:12:00	4,025.48	167.73	6.14	0:19:00	4,153.62	346.13	3.04	0:26:00	2,639.06	439.84	2.36	0:33:00	551.76	551.76	1.90
0:05:05	4,118.81	85.81	12.36	0:12:05	4,146.49	172.77	6.13	0:19:05	4,185.71	348.81	3.01	0:26:05	2,682.89	447.15	2.35	0:33:05	550.92	550.92	1.90
0:05:10	4,026.95	83.89	12.31	0:12:10	4,070.15	169.59	6.15	0:19:10	4,164.52	347.04	3.03	0:26:10	2,677.64	446.27	2.36	0:33:10	551.34	551.34	1.90
0:05:15	4,036.81	84.10	12.42	0:12:15	4,115.66	171.49	6.13	0:19:15	4,117.55	343.13	3.03	0:26:15	2,668.63	444.77	2.36	0:33:15	549.03	549.03	1.91
0:05:20	4,154.04	86.54	12.30	0:12:20	4,104.34	171.01	6.14	0:19:20	4,173.75	347.81	3.02	0:26:20	2,657.51	442.92	2.35	0:33:20	556.79	556.79	1.88
0:05:25	4,058.20	84.55	12.29	0:12:25	4,076.65	169.86	6.14	0:19:25	4,161.38	346.78	3.03	0:26:25	2,623.33	437.22	2.35	0:33:25	550.50	550.50	1.90
0:05:30	4,069.31	84.78	12.24	0:12:30	4,133.28	172.22	6.11	0:19:30	4,124.89	343.74	3.02	0:26:30	2,739.51	456.58	2.35	0:33:30	554.28	554.28	1.89
0:05:35	4,134.12	86.13	12.34	0:12:35	4,056.10	169.00	6.15	0:19:35	4,156.76	346.40	3.03	0:26:35	2,649.54	441.59	2.35	0:33:35	552.18	552.18	1.90
0:05:40	4,065.54	84.70	12.36	0:12:40	4,164.52	173.52	6.12	0:19:40	4,182.98	348.58	3.01	0:26:40	2,684.56	447.43	2.35	0:33:40	551.55	551.55	1.90
0:05:45	4,078.12	84.96	12.35	0:12:45	4,062.18	169.26	6.15	0:19:45	4,175.22	347.93	3.02	0:26:45	2,653.74	442.29	2.35	0:33:45	553.02	553.02	1.89
0:05:50	4,064.91	84.69	12.25	0:12:50	4,115.45	171.48	6.13	0:19:50	4,120.27	343.36	3.03	0:26:50	2,691.90	448.65	2.35	0:33:50	552.18	552.18	1.90
0:05:55	4,140.62	86.26	12.32	0:12:55	4,110.42	171.27	6.15	0:19:55	4,134.12	344.51	3.02	0:26:55	2,710.99	451.83	2.35	0:33:55	555.54	555.54	1.89
0:06:00	3,948.52	82.26	12.34	0:13:00	3,965.50	165.23	6.16	0:20:00	4,117.34	343.11	3.01	0:27:00	2,574.88	429.15	2.36	0:34:00	551.97	551.97	1.89
0:06:05	4,181.09	87.11	12.30	0:13:05	4,226.18	176.09	6.09	0:20:05	4,290.14	357.51	3.02	0:27:05	2,741.82	456.97	2.35	0:34:05	558.26	558.26	1.88
0:06:10	4,080.64	85.01	12.42	0:13:10	4,121.11	171.71	6.12	0:20:10	4,121.11	343.43	3.03	0:27:10	2,685.40	447.57	2.35	0:34:10	553.44	553.44	1.89
0:06:15	4,109.58	85.62	12.27	0:13:15	4,069.52	169.56	6.13	0:20:15	4,179.41	348.28	3.02	0:27:15	2,647.23	441.21	2.36	0:34:15	549.24	549.24	1.91
0:06:20	4,053.17	84.44	12.32	0:13:20	4,104.76	171.03	6.16	0:20:20	4,141.04	345.09	3.05	0:27:20	2,670.93	445.16	2.36	0:34:20	555.33	555.33	1.89
0:06:25	4,055.05	84.48	12.34	0:13:25	4,104.76	171.03	6.15	0:20:25	4,140.83	345.07	3.01	0:27:25	2,670.93	445.16	2.36	0:34:25	550.29	550.29	1.90
0:06:30	4,100.35	85.42	12.33	0:13:30	4,113.14	171.38	6.12	0:20:30	4,163.90	346.99	3.03	0:27:30	2,686.45	447.74	2.35	0:34:30	554.91	554.91	1.89
0:06:35	4,068.47	84.76	12.39	0:13:35	4,066.80	169.45	6.15	0:20:35	4,171.24	347.60	3.02	0:27:35	2,635.28	439.21	2.36	0:34:35	550.08	550.08	1.90
0:06:40	4,048.13	84.34	12.35	0:13:40	4,134.54	172.27	6.09	0:20:40	4,122.37	343.53	3.03	0:27:40	2,678.48	446.41	2.35	0:34:40	556.37	556.37	1.88
0:06:45	4,040.58	168.36	12.33	0:13:45	4,001.37	333.45	6.12	0:20:45	4,042.68	673.78	3.02	0:27:45	2,581.80	860.60	2.35	0:34:45	549.24	549.24	1.91
0:06:50	16.99	0.00	30.23	0:13:50	15.94	0.00	3.45	0:20:50	10.07	0.00	2.37	0:27:50	5.87	0.00	2.38	0:34:50	2.10	0.00	1.86
0:06:55	0.00	0.00	0.00	0:13:55	0.00	0.00	0.00	0:20:55	0.00	0.00	0.00	0:27:55	0.00	0.00	0.00	0:34:55	0.00	0.00	0.00
												0:28:00	0.00	0.00	0.00				

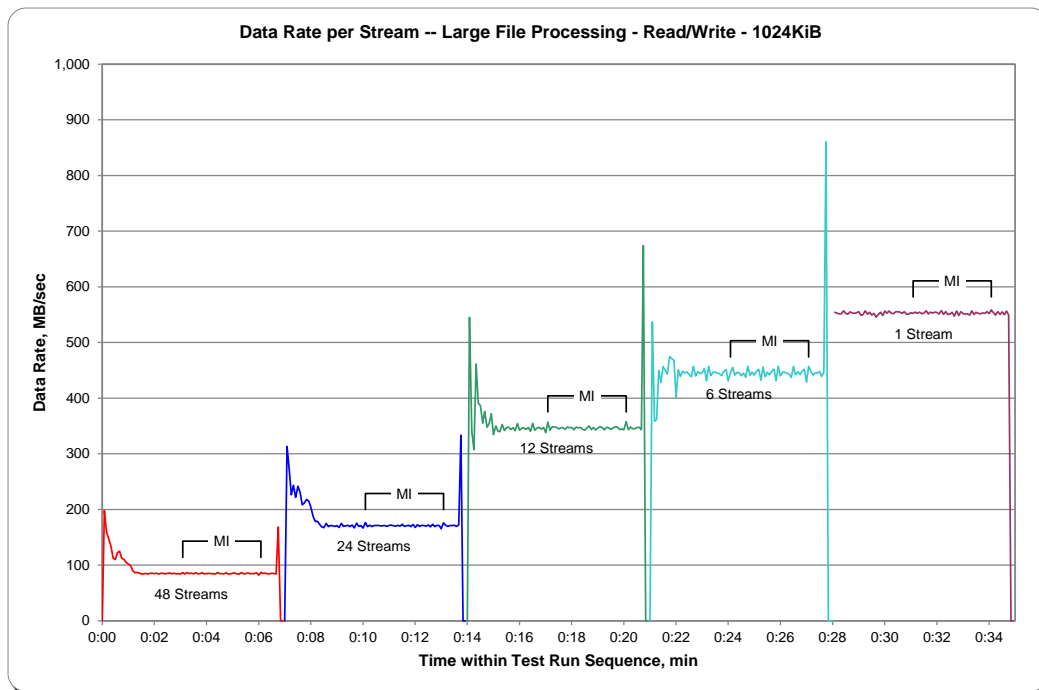
SPC-2 “Large File Processing/ READ-WRITE/1024 KiB Transfer Size” Average Data Rate Graph – Complete Test Run



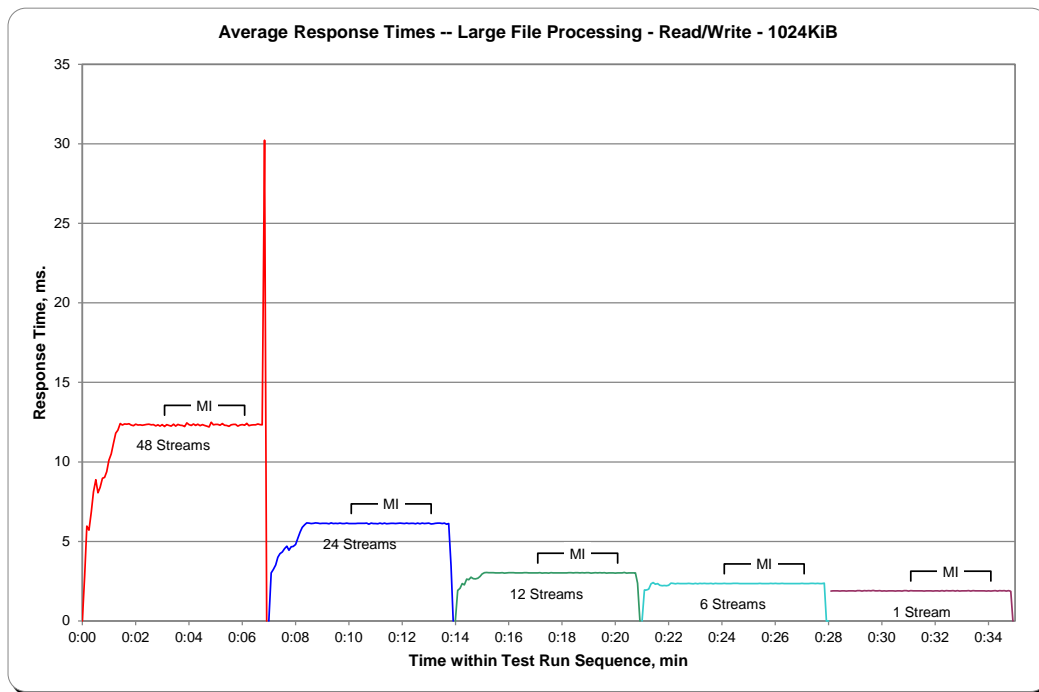
SPC-2 “Large File Processing/ READ-WRITE/1024 KiB Transfer Size” Average Data Rate Graph – Measurement Interval (MI) Only



SPC-2 “Large File Processing/READ-WRITE/1024 KiB Transfer Size” Average Data Rate per Stream Graph



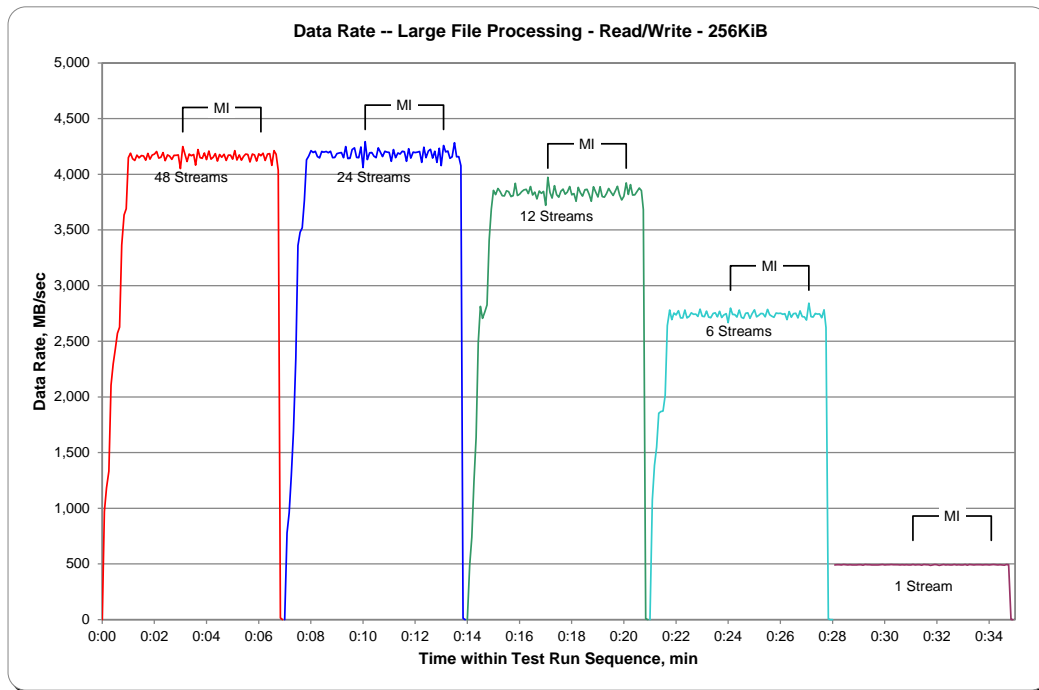
SPC-2 “Large File Processing/READ-WRITE/1024 KiB Transfer Size” Average Response Time Graph



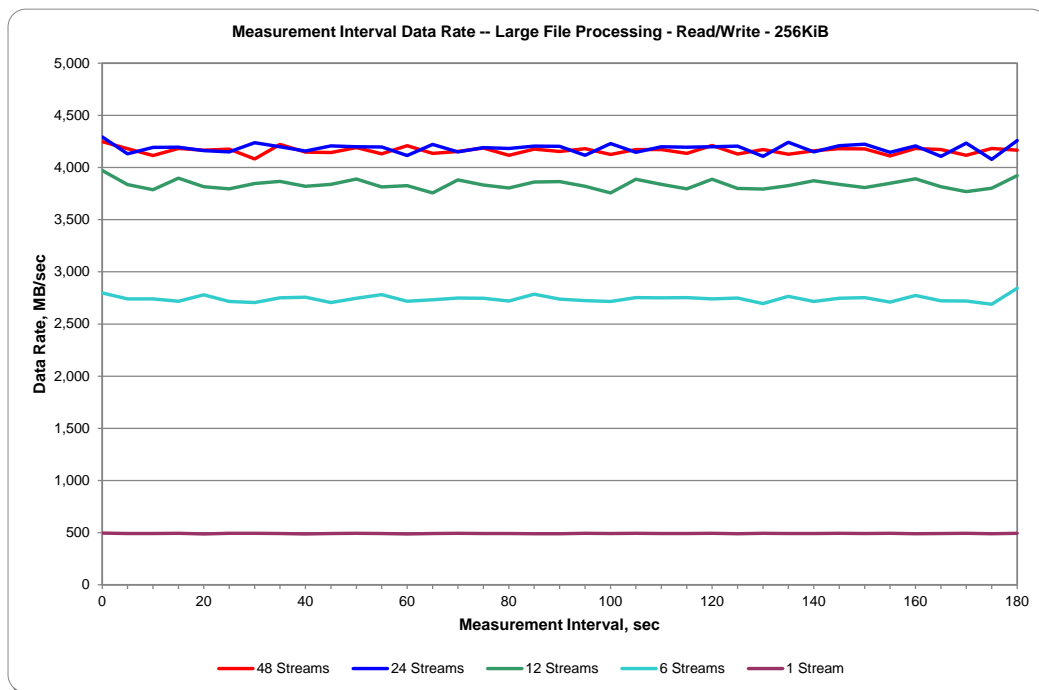
SPC-2 “Large File Processing/READ-WRITE/256 KiB Transfer Size” Test Run Data – Ramp-Up Period

TR16				TR17				TR18				TR19				TR20			
Test Run Sequence Time	Data Rate		Response Time, ms	Test Run Sequence Time	Data Rate		Response Time, ms	Test Run Sequence Time	Data Rate		Response Time, ms	Test Run Sequence Time	Data Rate		Response Time, ms	Test Run Sequence Time	Data Rate		Response Time, ms
	MB/sec	/Stream, MB/sec			MB/sec	/Stream, MB/sec			MB/sec	/Stream, MB/sec			MB/sec	/Stream, MB/sec			MB/sec	/Stream, MB/sec	
0:00:00	0.00	0.00	0.00	0:07:00	0.00	0.00	0.00	0:14:00	0.00	0.00	0.00	0:21:00	0.00	0.00	0.00	0:28:05	490.68	490.68	0.53
0:00:05	971.14	323.71	0.77	0:07:05	778.31	389.15	0.64	0:14:05	486.85	486.85	0.53	0:21:05	1,075.37	358.46	0.55	0:28:10	493.46	493.46	0.53
0:00:10	1,183.27	169.04	1.23	0:07:10	959.66	319.89	0.71	0:14:10	740.77	370.38	0.60	0:21:10	1,384.70	461.57	0.57	0:28:15	493.88	493.88	0.53
0:00:15	1,332.69	121.15	1.67	0:07:15	1,294.83	215.81	0.98	0:14:15	1,240.62	248.12	0.81	0:21:15	1,548.12	387.03	0.57	0:28:20	491.99	491.99	0.53
0:00:20	2,105.38	140.36	1.61	0:07:20	1,688.15	168.82	1.09	0:14:20	1,634.78	233.54	0.81	0:21:20	1,852.94	463.23	0.56	0:28:25	494.56	494.56	0.53
0:00:25	2,295.80	135.05	1.83	0:07:25	2,345.66	180.44	1.21	0:14:25	2,488.06	311.01	0.76	0:21:25	1,869.77	467.44	0.56	0:28:30	492.78	492.78	0.53
0:00:30	2,430.18	121.51	1.98	0:07:30	3,360.90	224.06	1.13	0:14:30	2,812.70	351.59	0.75	0:21:30	1,872.34	468.08	0.56	0:28:35	491.68	491.68	0.53
0:00:35	2,571.21	116.87	2.18	0:07:35	3,479.49	217.47	1.15	0:14:35	2,704.85	338.11	0.77	0:21:35	2,015.10	403.02	0.56	0:28:40	493.93	493.93	0.53
0:00:40	2,627.94	101.07	2.36	0:07:40	3,518.60	206.98	1.20	0:14:40	2,765.15	345.64	0.77	0:21:40	2,640.52	440.09	0.58	0:28:45	491.78	491.78	0.53
0:00:45	3,364.36	116.01	2.07	0:07:45	3,765.96	198.21	1.21	0:14:45	2,827.01	314.11	0.75	0:21:45	2,780.35	463.39	0.57	0:28:50	491.36	491.36	0.53
0:00:50	3,634.63	113.58	2.19	0:07:50	4,130.50	196.69	1.28	0:14:50	3,407.19	309.74	0.77	0:21:50	2,694.84	449.14	0.57	0:28:55	491.15	491.15	0.53
0:00:55	3,689.73	108.52	2.31	0:07:55	4,162.90	189.22	1.37	0:14:55	3,685.53	307.13	0.83	0:21:55	2,753.25	458.87	0.57	0:29:00	493.72	493.72	0.53
0:01:00	4,148.80	109.18	2.24	0:08:00	4,212.34	183.15	1.40	0:15:00	3,855.88	321.32	0.82	0:22:00	2,736.00	456.00	0.57	0:29:05	492.46	492.46	0.53
0:01:05	4,189.32	99.75	2.51	0:08:05	4,195.20	182.40	1.43	0:15:05	3,816.19	318.02	0.82	0:22:05	2,774.95	462.49	0.57	0:29:10	488.85	488.85	0.53
0:01:10	4,138.52	88.05	2.85	0:08:10	4,207.36	182.93	1.44	0:15:10	3,873.44	322.79	0.82	0:22:10	2,709.42	451.57	0.57	0:29:15	494.98	494.98	0.53
0:01:15	4,124.73	87.76	2.95	0:08:15	4,157.87	180.78	1.44	0:15:15	3,845.34	320.44	0.82	0:22:15	2,709.00	451.50	0.57	0:29:20	492.94	492.94	0.53
0:01:20	4,172.65	88.78	2.96	0:08:20	4,147.75	180.34	1.44	0:15:20	3,807.75	317.31	0.82	0:22:20	2,780.61	463.44	0.57	0:29:25	493.15	493.15	0.53
0:01:25	4,146.17	88.22	2.95	0:08:25	4,204.48	175.19	1.50	0:15:25	3,806.07	317.17	0.82	0:22:25	2,710.46	451.74	0.57	0:29:30	491.89	491.89	0.53
0:01:30	4,168.04	86.83	3.02	0:08:30	4,197.92	174.91	1.50	0:15:30	3,850.53	320.88	0.82	0:22:30	2,723.68	453.95	0.57	0:29:35	492.10	492.10	0.53
0:01:35	4,164.58	86.76	3.03	0:08:35	4,205.31	175.22	1.50	0:15:35	3,843.61	320.30	0.82	0:22:35	2,756.44	459.41	0.57	0:29:40	491.57	491.57	0.53
0:01:40	4,125.31	85.94	3.02	0:08:40	4,192.57	174.69	1.50	0:15:40	3,799.25	316.60	0.83	0:22:40	2,742.18	457.03	0.57	0:29:45	490.84	490.84	0.53
0:01:45	4,186.60	87.22	3.01	0:08:45	4,206.21	175.26	1.50	0:15:45	3,806.70	317.22	0.82	0:22:45	2,745.01	457.50	0.57	0:29:50	492.99	492.99	0.53
0:01:50	4,136.27	86.17	3.02	0:08:50	4,148.85	172.87	1.50	0:15:50	3,918.37	326.53	0.81	0:22:50	2,722.99	453.83	0.57	0:29:55	494.09	494.09	0.53
0:01:55	4,171.03	86.90	3.03	0:08:55	4,150.16	172.92	1.50	0:15:55	3,809.58	317.47	0.82	0:22:55	2,788.95	464.83	0.57	0:30:00	491.31	491.31	0.53
0:02:00	4,180.67	87.10	3.01	0:09:00	4,186.13	174.42	1.51	0:16:00	3,821.17	318.43	0.81	0:23:00	2,725.35	454.23	0.57	0:30:05	493.15	493.15	0.53
0:02:05	4,203.74	87.58	3.04	0:09:05	4,191.05	174.63	1.50	0:16:05	3,843.71	320.31	0.82	0:23:05	2,720.48	453.41	0.57	0:30:10	493.30	493.30	0.53
0:02:10	4,145.23	86.36	3.01	0:09:10	4,195.04	174.79	1.50	0:16:10	3,858.81	321.57	0.82	0:23:10	2,770.91	461.82	0.57	0:30:15	494.14	494.14	0.53
0:02:15	4,152.05	86.50	3.02	0:09:15	4,148.11	172.84	1.50	0:16:15	3,865.26	322.11	0.81	0:23:15	2,717.54	452.92	0.57	0:30:20	492.36	492.36	0.53
0:02:20	4,194.46	87.38	3.00	0:09:20	4,248.73	177.03	1.50	0:16:20	3,826.31	318.86	0.81	0:23:20	2,712.46	452.08	0.57	0:30:25	493.46	493.46	0.53
0:02:25	4,122.74	85.89	3.04	0:09:25	4,140.72	172.53	1.50	0:16:25	3,889.85	324.15	0.82	0:23:25	2,750.15	458.36	0.57	0:30:30	492.36	492.36	0.53
0:02:30	4,173.75	86.95	3.01	0:09:30	4,142.87	172.62	1.51	0:16:30	3,813.72	317.81	0.82	0:23:30	2,755.19	459.20	0.57	0:30:35	491.05	491.05	0.53
0:02:35	4,162.22	86.71	3.03	0:09:35	4,221.36	175.89	1.49	0:16:35	3,839.52	319.96	0.82	0:23:35	2,718.33	453.05	0.57	0:30:40	492.36	492.36	0.53
0:02:40	4,133.70	86.12	3.03	0:09:40	4,237.61	176.57	1.50	0:16:40	3,779.12	314.93	0.82	0:23:40	2,769.92	461.65	0.57	0:30:45	491.83	491.83	0.53
0:02:45	4,170.76	86.89	3.02	0:09:45	4,150.79	172.95	1.50	0:16:45	3,848.59	320.72	0.82	0:23:45	2,712.61	452.10	0.57	0:30:50	493.46	493.46	0.53
0:02:50	4,170.92	86.89	3.02	0:09:50	4,149.16	172.88	1.50	0:16:50	3,828.56	319.05	0.82	0:23:50	2,735.53	455.92	0.57	0:30:55	491.94	491.94	0.53
0:02:55	4,174.38	86.97	3.03	0:09:55	4,245.21	176.88	1.50	0:16:55	3,845.34	320.44	0.82	0:23:55	2,748.63	458.11	0.57	0:31:00	490.58	490.58	0.53
0:03:00	4,051.33	84.40	3.02	0:10:00	4,060.09	169.17	1.50	0:17:00	3,720.24	310.02	0.82	0:24:00	2,667.16	444.53	0.57				

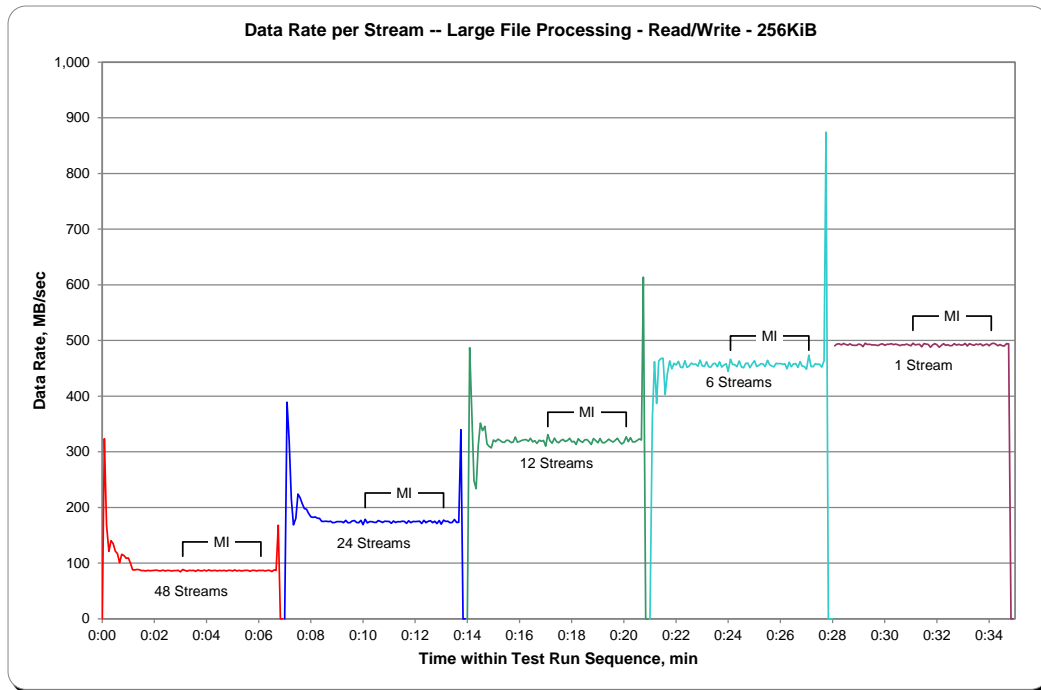
SPC-2 “Large File Processing/READ-WRITE/256 KiB Transfer Size” Average Data Rate Graph – Complete Test Run



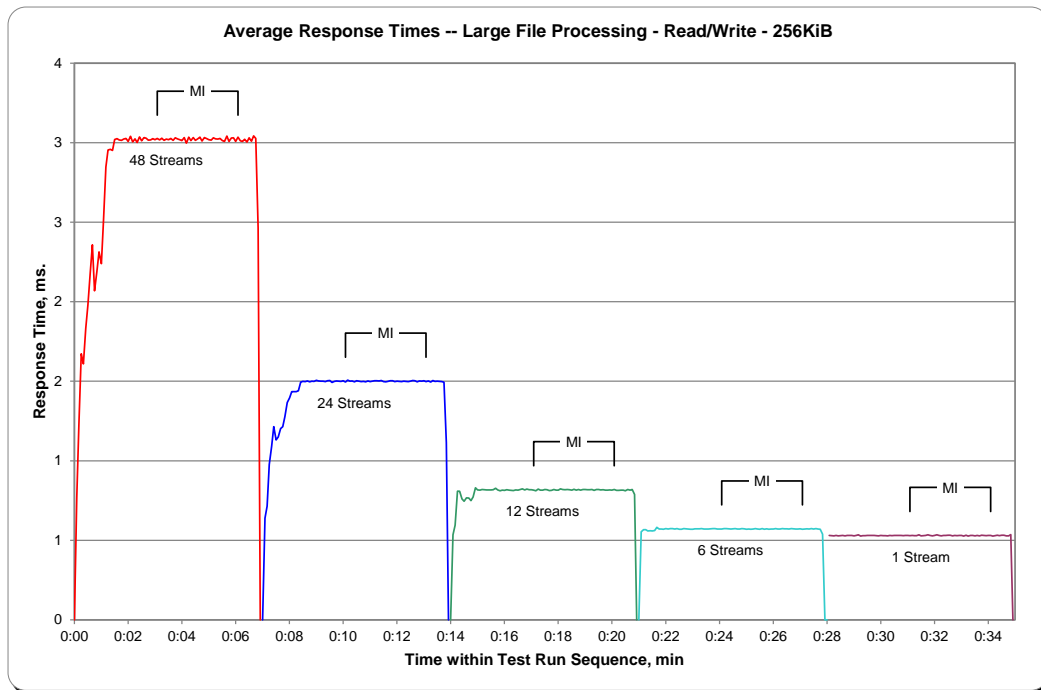
SPC-2 “Large File Processing/READ-WRITE/256 KiB Transfer Size” Average Data Rate Graph – Measurement Interval (MI) Only



SPC-2 “Large File Processing/READ-WRITE/256 KiB Transfer Size” Average Data Rate per Stream Graph



SPC-2 “Large File Processing/READ-WRITE/256 KiB Transfer Size” Average Response Time Graph



Large File Processing Test – READ ONLY Test Phase

Clause 10.6.9.1.3

1. A table that will contain the following information for each "READ ONLY, 1024 KiB Transfer Size" Test Run:
 - The number of Streams specified.
 - The Average Data Rate, Average Data Rate per Stream, and Average Response Time reported at five second intervals.
2. Average Data Rate by Intervals, Average Data Rate per Stream by Intervals, and Average Response Time by Intervals graphs for the "READ ONLY, 1024 KiB Transfer Size" Test Runs as specified in Clauses 10.1.4 – 10.1.6.
3. A table that will contain the following information for each "READ ONLY, 256 KiB Transfer Size" Test Run:
 - The number of Streams specified.
 - The Average Data Rate, Average Data Rate per Stream, and Average Response Time reported at five second intervals.
4. Average Data Rate by Intervals, Average Data Rate per Stream by Intervals, and Average Response Time by Intervals graphs for the "READ ONLY, 256 KiB Transfer Size" Test Runs as specified in Clauses 10.1.4 – 10.1.6.

The SPC-2 "Large File Processing/READ ONLY/1024 KiB Transfer Size" Test Run data is contained in the table that appears on the next page. That table is followed by graphs illustrating the average Data Rate, average Data Rate per Stream, and average Response Time produced by the same Test Runs. The table and graphs present the data at five-second intervals.

Immediately following the SPC-2 "Large File Processing/READ ONLY/1024 KiB Transfer Size" table and graphs will be the SPC-2 "Large File Processing/READ ONLY/64 KiB Transfer Size" table and graphs. The table contains the Test Run data and the graphs illustrate the average Data Rate, average Data Rate per Stream, and average Response Time produced by the Test Runs.

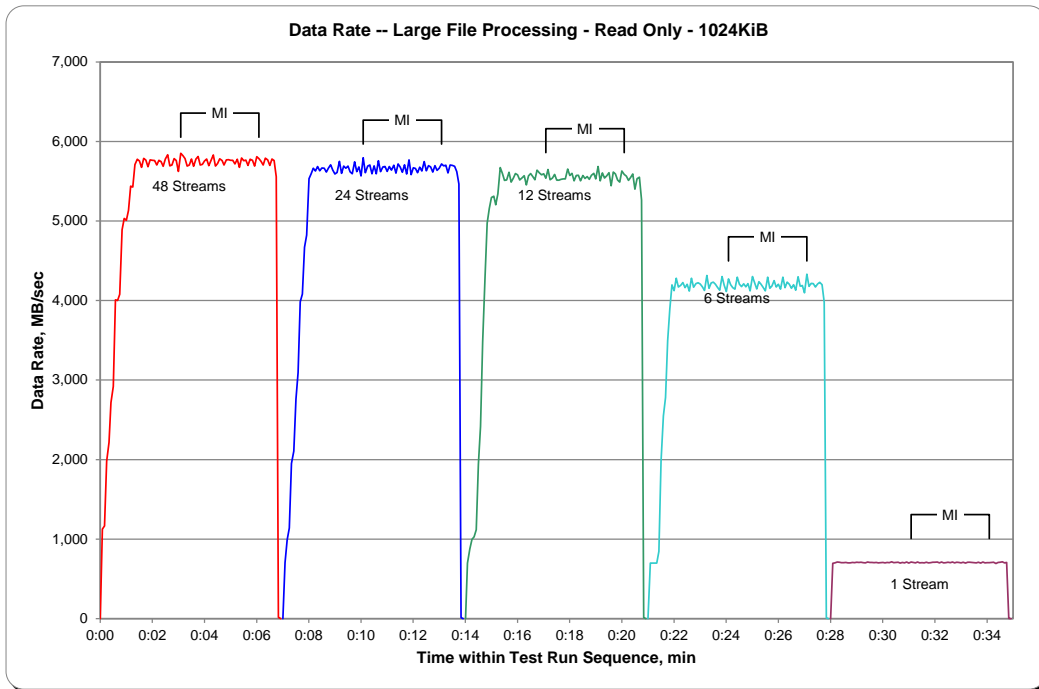
SPC-2 “Large File Processing/READ ONLY/1024 KiB Transfer Size” Test Run Data – Ramp Up Period

TR21 Test Run Sequence Time	48 Streams			TR22 Test Run Sequence Time	24 Streams			TR23 Test Run Sequence Time	12 Streams			TR24 Test Run Sequence Time	6 Streams			TR25 Test Run Sequence Time	1 Stream		
	Data Rate, MB/sec	Data Rate /Stream, MB/sec	Response Time, ms		Data Rate, MB/sec	Data Rate /Stream, MB/sec	Response Time, ms		Data Rate, MB/sec	Data Rate /Stream, MB/sec	Response Time, ms		Data Rate, MB/sec	Data Rate /Stream, MB/sec	Response Time, ms		Data Rate, MB/sec	Data Rate /Stream, MB/sec	Response Time, ms
0:00:00	0.00	0.00	0.00	0:07:00	0.00	0.00	0.00	0:14:00	0.00	0.00	0.00	0:21:00	0.00	0.00	0.00	0:28:00	0.00	0.00	0.00
0:00:05	1,125.12	281.28	3.24	0:07:05	703.18	703.18	1.48	0:14:05	697.72	697.72	1.50	0:21:05	697.72	697.72	1.50	0:28:05	695.63	695.63	1.50
0:00:10	1,167.07	145.88	4.53	0:07:10	991.11	247.78	3.12	0:14:10	876.19	438.10	1.82	0:21:10	698.98	698.98	1.50	0:28:10	701.71	701.71	1.49
0:00:15	1,980.34	141.45	5.60	0:07:15	1,139.38	227.88	3.78	0:14:15	996.15	498.07	2.09	0:21:15	697.72	697.72	1.50	0:28:15	711.77	711.77	1.47
0:00:20	2,216.06	138.50	6.93	0:07:20	1,951.61	278.80	3.23	0:14:20	1,028.44	514.22	2.05	0:21:20	699.61	699.61	1.50	0:28:20	709.26	709.26	1.48
0:00:25	2,715.39	123.43	6.95	0:07:25	2,107.43	234.16	4.02	0:14:25	1,116.52	372.17	2.01	0:21:25	845.78	422.89	1.49	0:28:25	705.06	705.06	1.48
0:00:30	2,921.54	121.73	8.50	0:07:30	2,757.96	250.72	3.82	0:14:30	1,940.49	485.12	2.12	0:21:30	1,978.24	659.41	1.50	0:28:30	704.43	704.43	1.49
0:00:35	4,009.34	148.49	6.84	0:07:35	3,094.35	221.02	4.10	0:14:35	2,418.86	345.55	2.15	0:21:35	2,550.14	637.53	1.49	0:28:35	706.53	706.53	1.48
0:00:40	3,999.48	137.91	7.33	0:07:40	3,984.80	284.63	3.70	0:14:40	3,481.90	435.24	2.10	0:21:40	2,779.98	695.00	1.49	0:28:40	701.08	701.08	1.49
0:00:45	4,078.12	123.58	8.02	0:07:45	4,081.06	240.06	4.09	0:14:45	4,290.56	429.06	2.21	0:21:45	3,497.63	699.53	1.49	0:28:45	702.34	702.34	1.49
0:00:50	4,890.56	139.73	7.30	0:07:50	4,669.10	245.74	4.02	0:14:50	4,971.93	451.99	2.22	0:21:50	3,893.36	648.89	1.49	0:28:50	706.11	706.11	1.48
0:00:55	5,032.12	136.00	7.45	0:07:55	4,823.66	241.18	4.23	0:14:55	5,159.20	469.02	2.22	0:21:55	4,195.56	699.26	1.50	0:28:55	704.01	704.01	1.49
0:01:00	5,008.00	125.20	7.94	0:08:00	5,532.08	251.46	4.11	0:15:00	5,295.94	481.45	2.18	0:22:00	4,124.47	687.41	1.50	0:29:00	708.63	708.63	1.48
0:01:05	5,134.88	125.24	8.24	0:08:05	5,593.52	254.25	4.09	0:15:05	5,310.41	482.76	2.18	0:22:05	4,279.03	713.17	1.50	0:29:05	705.90	705.90	1.48
0:01:10	5,438.75	132.65	7.90	0:08:10	5,663.15	246.22	4.13	0:15:10	5,203.66	473.06	2.19	0:22:10	4,168.93	694.82	1.49	0:29:10	708.42	708.42	1.48
0:01:15	5,426.80	129.21	7.89	0:08:15	5,627.29	234.47	4.36	0:15:15	5,340.19	445.02	2.21	0:22:15	4,190.74	698.46	1.50	0:29:15	704.01	704.01	1.49
0:01:20	5,708.87	135.93	7.74	0:08:20	5,683.70	236.82	4.44	0:15:20	5,671.54	472.63	2.25	0:22:20	4,227.23	704.54	1.49	0:29:20	701.92	701.92	1.49
0:01:25	5,776.81	125.58	8.16	0:08:25	5,630.64	234.61	4.43	0:15:25	5,600.02	466.67	2.25	0:22:25	4,162.22	693.70	1.50	0:29:25	711.14	711.14	1.47
0:01:30	5,755.84	119.91	8.68	0:08:30	5,665.88	236.08	4.44	0:15:30	5,511.53	459.29	2.26	0:22:30	4,204.58	700.76	1.50	0:29:30	705.27	705.27	1.48
0:01:35	5,674.89	118.23	8.77	0:08:35	5,663.15	235.96	4.47	0:15:35	5,515.93	459.66	2.29	0:22:35	4,119.86	686.64	1.50	0:29:35	705.27	705.27	1.48
0:01:40	5,786.25	120.55	8.74	0:08:40	5,615.54	233.98	4.44	0:15:40	5,613.03	467.75	2.25	0:22:40	4,280.08	713.35	1.50	0:29:40	703.59	703.59	1.49
0:01:45	5,764.86	120.10	8.75	0:08:45	5,665.25	236.05	4.46	0:15:45	5,488.67	457.39	2.27	0:22:45	4,168.09	694.68	1.50	0:29:45	706.53	706.53	1.48
0:01:50	5,681.60	118.37	8.78	0:08:50	5,705.93	237.75	4.42	0:15:50	5,537.95	461.50	2.28	0:22:50	4,212.13	702.02	1.50	0:29:50	700.24	700.24	1.49
0:01:55	5,769.47	120.20	8.76	0:08:55	5,638.61	234.94	4.48	0:15:55	5,596.88	466.41	2.26	0:22:55	4,223.66	703.94	1.49	0:29:55	705.06	705.06	1.48
0:02:00	5,763.81	120.08	8.75	0:09:00	5,590.80	232.95	4.46	0:16:00	5,580.10	465.01	2.26	0:23:00	4,208.35	701.39	1.50	0:30:00	705.27	705.27	1.49
0:02:05	5,759.41	119.99	8.79	0:09:05	5,610.09	233.75	4.44	0:16:05	5,515.09	459.59	2.26	0:23:05	4,172.91	695.49	1.49	0:30:05	701.08	701.08	1.49
0:02:10	5,704.46	118.84	8.74	0:09:10	5,749.34	239.56	4.44	0:16:10	5,539.84	461.65	2.28	0:23:10	4,127.40	687.90	1.50	0:30:10	705.90	705.90	1.48
0:02:15	5,763.81	120.08	8.74	0:09:15	5,597.93	233.25	4.46	0:16:15	5,569.83	464.15	2.26	0:23:15	4,314.26	719.04	1.49	0:30:15	702.55	702.55	1.49
0:02:20	5,746.41	119.72	8.80	0:09:20	5,689.99	237.08	4.43	0:16:20	5,454.90	454.58	2.29	0:23:20	4,154.04	692.34	1.50	0:30:20	713.45	713.45	1.47
0:02:25	5,688.73	118.52	8.75	0:09:25	5,662.73	235.95	4.46	0:16:25	5,567.94	463.99	2.26	0:23:25	4,219.68	703.28	1.49	0:30:25	703.59	703.59	1.49
0:02:30	5,779.33	120.40	8.76	0:09:30	5,690.20	237.09	4.43	0:16:30	5,596.04	466.34	2.26	0:23:30	4,230.38	705.06	1.49	0:30:30	707.79	707.79	1.48
0:02:35	5,831.76	121.50	8.75	0:09:35	5,618.27	234.09	4.44	0:16:35	5,558.71	463.23	2.27	0:23:35	4,203.53	700.59	1.50	0:30:35	708.42	708.42	1.48
0:02:40	5,693.35	118.61	8.76	0:09:40	5,592.27	233.01	4.45	0:16:40	5,518.24	459.85	2.26	0:23:40	4,165.36	694.23	1.50	0:30:40	698.56	698.56	1.50
0:02:45	5,703.62	118.83	8.74	0:09:45	5,744.52	239.35	4.45	0:16:45	5,640.08	470.01	2.24	0:23:45	4,129.92	688.32	1.49	0:30:45	707.58	707.58	1.48
0:02:50	5,783.95	120.50	8.75	0:09:50	5,620.79	234.20	4.44	0:16:50	5,603.17	466.93	2.25	0:23:50	4,302.52	717.09	1.49	0:30:50	701.29	701.29	1.49
0:02:55	5,761.09	120.02	8.75	0:09:55	5,680.35	236.68	4.44	0:16:55	5,580.94	465.08	2.23	0:23:55	4,192.00	698.67	1.50	0:30:55	711.56	711.56	1.47
0:03:00	5,623.72	117.16	8.77	0:10:00	5,566.68	231.95	4.42	0:17:00	5,594.15	466.18	2.27	0:24:00	4,113.77	685.63	1.50	0:31:00	698.14	698.14	1.50

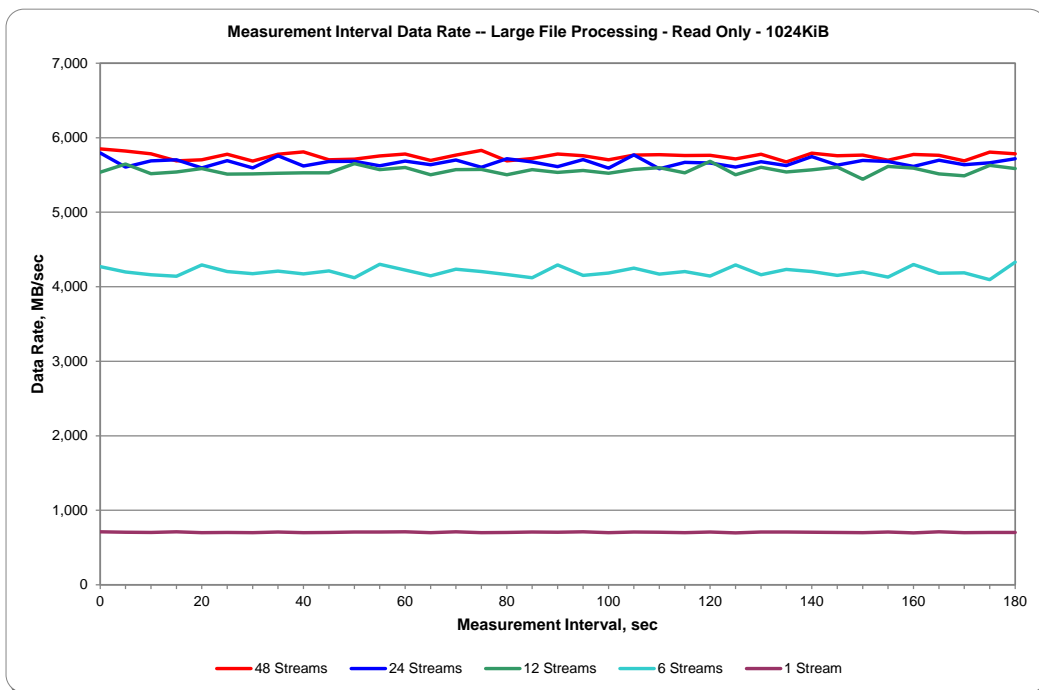
SPC-2 “Large File Processing/READ ONLY/1024 KiB Transfer Size” Test Run Data Measurement Interval, Run-Out, and Ramp-Down Periods

TR21	48 Streams			TR22	24 Streams			TR23	12 Streams			TR24	6 Streams			TR25	1 Stream		
Test Run Sequence Time	Data Rate, MB/sec	Data Rate / Stream, MB/sec	Response Time, ms	Test Run Sequence Time	Data Rate, MB/sec	Data Rate / Stream, MB/sec	Response Time, ms	Test Run Sequence Time	Data Rate, MB/sec	Data Rate / Stream, MB/sec	Response Time, ms	Test Run Sequence Time	Data Rate, MB/sec	Data Rate / Stream, MB/sec	Response Time, ms	Test Run Sequence Time	Data Rate, MB/sec	Data Rate / Stream, MB/sec	Response Time, ms
0:03:05	5,850.84	121.89	8.75	0:10:05	5,794.43	241.43	4.45	0:17:05	5,538.37	461.53	2.26	0:24:05	4,270.64	711.77	1.49	0:31:05	712.40	712.40	1.47
0:03:10	5,821.48	121.28	8.74	0:10:10	5,607.57	233.65	4.43	0:17:10	5,647.42	470.62	2.24	0:24:10	4,199.13	699.85	1.50	0:31:10	705.90	705.90	1.48
0:03:15	5,785.20	120.53	8.71	0:10:15	5,688.94	237.04	4.44	0:17:15	5,518.45	459.87	2.26	0:24:15	4,161.38	693.56	1.50	0:31:15	702.13	702.13	1.49
0:03:20	5,690.20	118.55	8.76	0:10:20	5,704.88	237.70	4.43	0:17:20	5,541.10	461.76	2.28	0:24:20	4,142.29	690.38	1.49	0:31:20	711.14	711.14	1.47
0:03:25	5,703.41	118.82	8.77	0:10:25	5,593.73	233.07	4.46	0:17:25	5,585.76	465.48	2.26	0:24:25	4,293.71	715.62	1.50	0:31:25	700.24	700.24	1.50
0:03:30	5,778.70	120.39	8.76	0:10:30	5,692.93	237.21	4.43	0:17:30	5,512.78	459.40	2.29	0:24:30	4,205.42	700.90	1.50	0:31:30	703.80	703.80	1.49
0:03:35	5,687.27	118.48	8.76	0:10:35	5,593.73	233.07	4.46	0:17:35	5,514.04	459.50	2.26	0:24:35	4,174.59	695.77	1.49	0:31:35	701.08	701.08	1.49
0:03:40	5,779.54	120.41	8.74	0:10:40	5,756.89	239.87	4.43	0:17:40	5,522.64	460.22	2.28	0:24:40	4,211.08	701.85	1.50	0:31:40	708.21	708.21	1.48
0:03:45	5,811.00	121.06	8.75	0:10:45	5,619.53	234.15	4.44	0:17:45	5,528.72	460.73	2.28	0:24:45	4,173.33	695.56	1.49	0:31:45	701.50	701.50	1.49
0:03:50	5,703.00	118.81	8.79	0:10:50	5,680.14	236.67	4.44	0:17:50	5,527.88	460.66	2.25	0:24:50	4,213.60	702.27	1.50	0:31:50	702.97	702.97	1.49
0:03:55	5,711.80	119.00	8.74	0:10:55	5,684.33	236.85	4.44	0:17:55	5,651.82	470.99	2.23	0:24:55	4,120.69	686.78	1.50	0:31:55	710.31	710.31	1.47
0:04:00	5,755.42	119.90	8.77	0:11:00	5,622.46	234.27	4.43	0:18:00	5,570.87	464.24	2.26	0:25:00	4,302.31	717.05	1.49	0:32:00	708.63	708.63	1.48
0:04:05	5,780.17	120.42	8.73	0:11:05	5,685.38	236.89	4.44	0:18:05	5,600.23	466.69	2.25	0:25:05	4,224.08	704.01	1.49	0:32:05	710.93	710.93	1.47
0:04:10	5,694.40	118.63	8.76	0:11:10	5,638.61	234.94	4.47	0:18:10	5,503.98	458.66	2.27	0:25:10	4,145.44	690.91	1.50	0:32:10	701.29	701.29	1.49
0:04:15	5,765.49	120.11	8.77	0:11:15	5,700.69	237.53	4.44	0:18:15	5,571.71	464.31	2.26	0:25:15	4,236.04	706.01	1.49	0:32:15	710.72	710.72	1.47
0:04:20	5,828.82	121.43	8.74	0:11:20	5,602.33	233.43	4.45	0:18:20	5,574.23	464.52	2.26	0:25:20	4,204.79	700.80	1.50	0:32:20	700.66	700.66	1.50
0:04:25	5,688.94	118.52	8.78	0:11:25	5,717.68	238.24	4.41	0:18:25	5,503.77	458.65	2.26	0:25:25	4,164.73	694.12	1.50	0:32:25	702.55	702.55	1.49
0:04:30	5,721.24	119.19	8.69	0:11:30	5,676.15	236.51	4.44	0:18:30	5,573.18	464.43	2.27	0:25:30	4,120.27	686.71	1.50	0:32:30	708.63	708.63	1.48
0:04:35	5,781.64	120.45	8.76	0:11:35	5,612.82	233.87	4.44	0:18:35	5,533.55	461.13	2.28	0:25:35	4,294.13	715.69	1.50	0:32:35	704.64	704.64	1.49
0:04:40	5,758.99	119.98	8.78	0:11:40	5,707.61	237.82	4.43	0:18:40	5,559.34	463.28	2.27	0:25:40	4,152.78	692.13	1.50	0:32:40	712.40	712.40	1.47
0:04:45	5,704.25	118.84	8.73	0:11:45	5,591.64	232.98	4.46	0:18:45	5,523.48	460.29	2.26	0:25:45	4,183.40	697.23	1.49	0:32:45	701.08	701.08	1.49
0:04:50	5,767.59	120.16	8.76	0:11:50	5,768.22	240.34	4.42	0:18:50	5,574.23	464.52	2.26	0:25:50	4,251.14	708.52	1.50	0:32:50	709.26	709.26	1.47
0:04:55	5,771.99	120.25	8.74	0:11:55	5,583.67	232.65	4.48	0:18:55	5,597.93	466.49	2.25	0:25:55	4,170.82	695.14	1.49	0:32:55	706.32	706.32	1.48
0:05:00	5,761.93	120.04	8.75	0:12:00	5,669.86	236.24	4.45	0:19:00	5,529.14	460.76	2.25	0:26:00	4,204.16	700.69	1.50	0:33:00	700.66	700.66	1.49
0:05:05	5,762.97	120.06	8.77	0:12:05	5,661.47	235.89	4.45	0:19:05	5,684.12	473.68	2.24	0:26:05	4,142.50	690.42	1.49	0:33:05	708.00	708.00	1.48
0:05:10	5,715.79	119.08	8.73	0:12:10	5,606.74	233.61	4.45	0:19:10	5,503.77	458.65	2.27	0:26:10	4,292.24	715.37	1.50	0:33:10	698.56	698.56	1.50
0:05:15	5,777.23	120.36	8.75	0:12:15	5,677.62	236.57	4.45	0:19:15	5,604.43	467.04	2.25	0:26:15	4,161.80	693.63	1.50	0:33:15	708.42	708.42	1.48
0:05:20	5,675.31	118.24	8.79	0:12:20	5,627.50	234.48	4.43	0:19:20	5,541.10	461.76	2.25	0:26:20	4,232.47	705.41	1.49	0:33:20	709.68	709.68	1.48
0:05:25	5,791.91	120.66	8.72	0:12:25	5,746.41	239.43	4.44	0:19:25	5,567.52	463.96	2.27	0:26:25	4,203.74	700.62	1.50	0:33:25	706.74	706.74	1.48
0:05:30	5,758.57	119.97	8.79	0:12:30	5,631.69	234.65	4.42	0:19:30	5,606.11	467.18	2.25	0:26:30	4,152.57	692.10	1.50	0:33:30	703.18	703.18	1.49
0:05:35	5,765.91	120.12	8.73	0:12:35	5,696.07	237.34	4.44	0:19:35	5,443.58	453.63	2.29	0:26:35	4,199.34	699.89	1.50	0:33:35	701.29	701.29	1.49
0:05:40	5,697.33	118.69	8.78	0:12:40	5,680.14	236.67	4.44	0:19:40	5,614.71	467.89	2.25	0:26:40	4,129.71	688.29	1.49	0:33:40	708.00	708.00	1.48
0:05:45	5,776.19	120.34	8.73	0:12:45	5,614.08	233.92	4.43	0:19:45	5,590.80	465.90	2.26	0:26:45	4,297.27	716.21	1.50	0:33:45	698.77	698.77	1.50
0:05:50	5,762.97	120.06	8.74	0:12:50	5,696.91	237.37	4.44	0:19:50	5,514.88	459.57	2.29	0:26:50	4,179.83	696.64	1.49	0:33:50	712.40	712.40	1.47
0:05:55	5,689.99	118.54	8.78	0:12:55	5,636.52	234.85	4.42	0:19:55	5,489.51	457.46	2.27	0:26:55	4,188.01	698.00	1.50	0:33:55	701.08	701.08	1.49
0:06:00	5,808.06	121.00	8.70	0:13:00	5,662.94	235.96	4.45	0:20:00	5,628.13	469.01	2.23	0:27:00	4,095.74	682.62	1.49	0:34:00	702.97	702.97	1.48
0:06:05	5,784.78	120.52	8.74	0:13:05	5,717.47	238.23	4.42	0:20:05	5,585.76	465.48	2.26	0:27:05	4,331.04	721.84	1.49	0:34:05	703.59	703.59	1.49
0:06:10	5,749.13	119.77	8.77	0:13:10	5,691.67	237.15	4.44	0:20:10	5,562.91	463.58	2.27	0:27:10	4,177.95	696.32	1.49	0:34:10	706.11	706.11	1.48
0:06:15	5,704.25	118.84	8.73	0:13:15	5,701.95	237.58	4.43	0:20:15	5,510.69	459.22	2.26	0:27:15	4,214.65	702.44	1.50	0:34:15	708.42	708.42	1.48
0:06:20	5,789.82	120.62	8.74	0:13:20	5,603.17	233.47	4.45	0:20:20	5,547.18	462.26	2.27	0:27:20	4,212.97	702.16	1.50	0:34:20	693.95	693.95	1.51
0:06:25	5,769.47	120.20	8.77	0:13:25	5,703.41	237.64	4.42	0:20:25	5,589.96	465.83	2.26	0:27:25	4,170.40	695.07	1.49	0:34:25	707.16	707.16	1.48
0:06:30	5,697.54	118.70	8.75	0:13:30	5,699.43	237.48	4.43	0:20:30	5,401.01	450.08	2.31	0:27:30	4,207.31	701.22	1.50	0:34:30	708.00	708.00	1.48
0:06:35	5,780.17	120.42	8.74	0:13:35	5,688.32	237.01	4.43	0:20:35	5,531.03	460.92	2.28	0:27:35	4,229.75	704.96	1.49	0:34:35	713.24	713.24	1.47
0:06:40	5,758.99	119.98	8.76	0:13:40	5,619.74	234.16	4.43	0:20:40	5,550.53	462.54	2.27	0:27:40	4,199.97	699.99	1.50	0:34:40	701.29	701.29	1.49
0:06:45	5,554.73	231.45	8.75	0:13:45	5,464.97	455.41	4.43	0:20:45	5,262.80	877.13	2.27	0:27:45	3,977.88	1,325.96	1.49	0:34:45	707.16	707.16	1.48
0:06:50	16.36	0.00	7.91	0:13:50	14.26	0.00	3.83	0:20:50	12.37	0.00	1.92	0:27:50	7.97	0.00	1.46	0:34:50	2.10	0.00	2.06
0:06:55	0.00	0.00	0.00	0:13:55	0.00	0.00	0.00	0:20:55	0.00	0.00	0.00	0:27:55	0.00	0.00	0.00	0:34:55	0.00	0.00	0.00

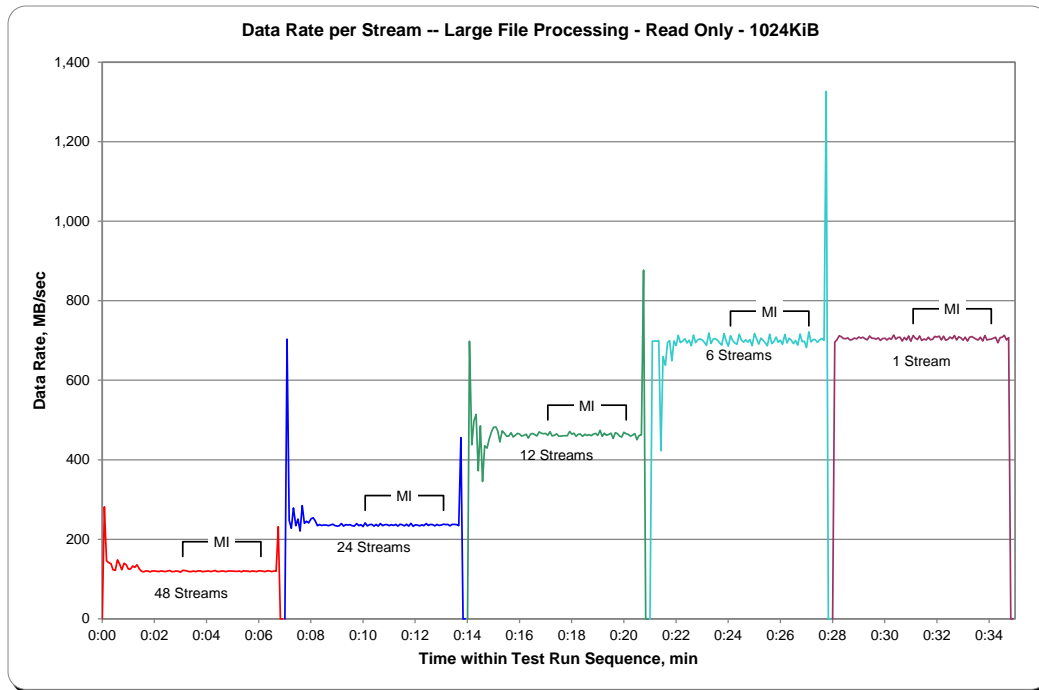
SPC-2 “Large File Processing/READ ONLY/1024 KiB Transfer Size” Average Data Rate Graph – Complete Test Run



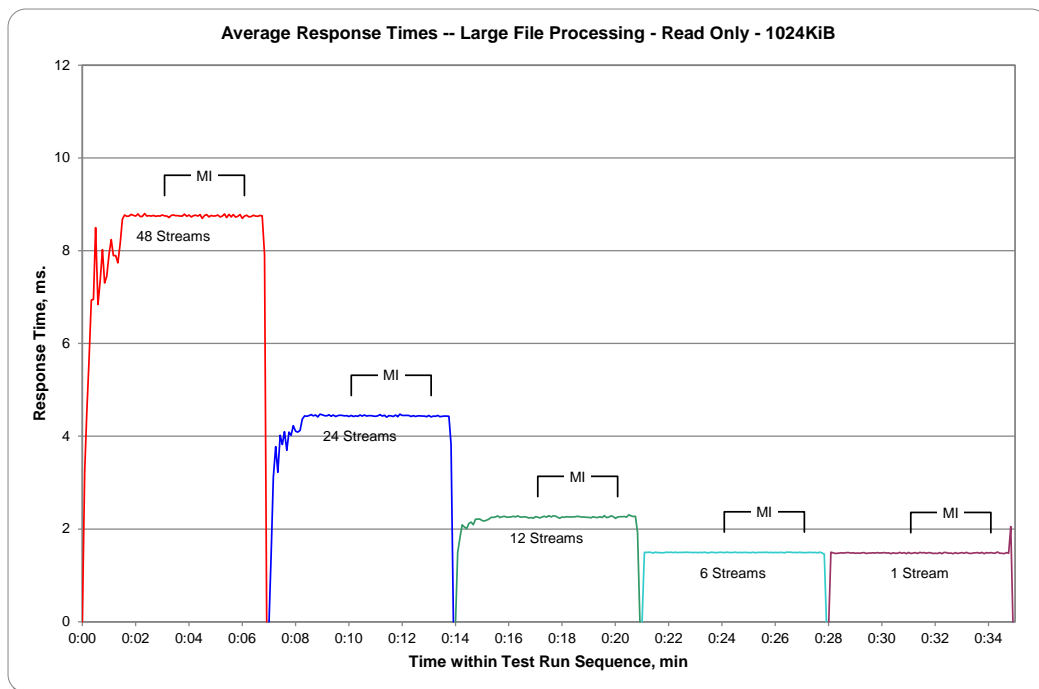
SPC-2 “Large File Processing/READ ONLY/1024 KiB Transfer Size” Average Data Rate Graph – Measurement Interval (MI) Only



SPC-2 “Large File Processing/READ ONLY/1024 KiB Transfer Size” Average Data Rate per Stream Graph



SPC-2 “Large File Processing/READ ONLY/1024 KiB Transfer Size” Average Response Time Graph



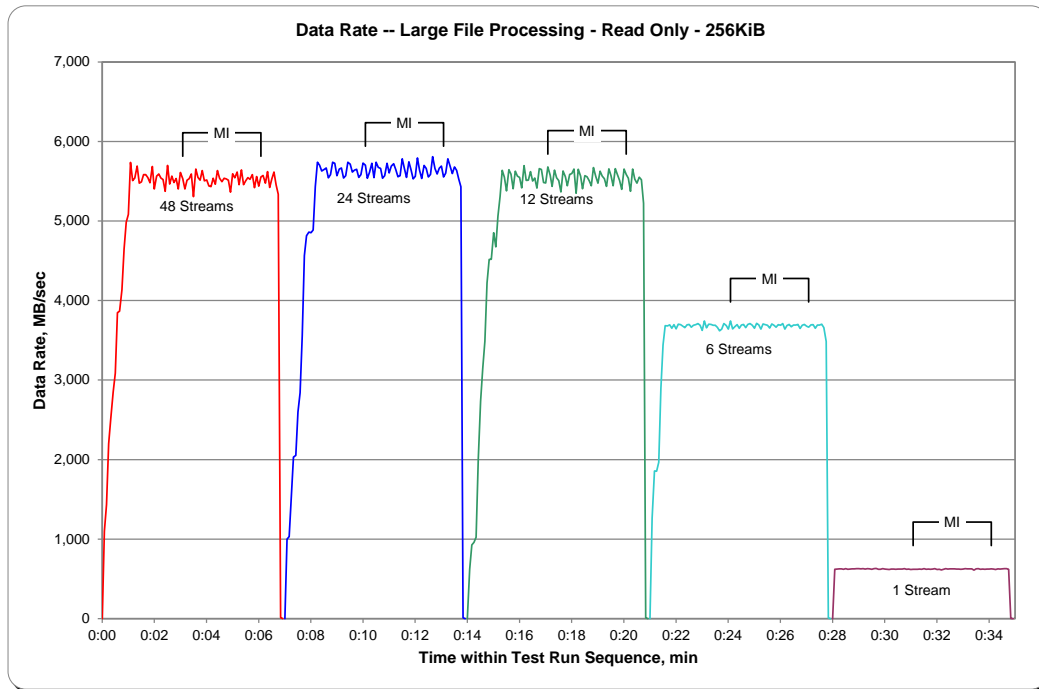
SPC-2 “Large File Processing/READ ONLY/256 KiB Transfer Size” Test Run Data – Ramp-Up Period

TR26	48 Streams			TR27	24 Streams			TR28	12 Streams			TR29	6 Streams			TR30	1 Stream		
Test Run Sequence Time	Data Rate, MB/sec	Data Rate / Stream, MB/sec	Response Time, ms	Test Run Sequence Time	Data Rate, MB/sec	Data Rate / Stream, MB/sec	Response Time, ms	Test Run Sequence Time	Data Rate, MB/sec	Data Rate / Stream, MB/sec	Response Time, ms	Test Run Sequence Time	Data Rate, MB/sec	Data Rate / Stream, MB/sec	Response Time, ms	Test Run Sequence Time	Data Rate, MB/sec	Data Rate / Stream, MB/sec	Response Time, ms
0:00:00	0.00	0.00	0.00	0:07:00	0.00	0.00	0.00	0:14:00	0.00	0.00	0.00	0:21:00	0.00	0.00	0.00	0:28:00	0.00	0.00	0.00
0:00:05	1,100.01	275.00	0.61	0:07:05	998.35	499.17	0.48	0:14:05	619.45	619.45	0.42	0:21:05	1,261.80	420.60	0.42	0:28:05	619.92	619.92	0.42
0:00:10	1,434.19	130.38	1.37	0:07:10	1,030.54	257.64	0.84	0:14:10	926.00	463.00	0.51	0:21:10	1,857.34	619.11	0.42	0:28:10	622.64	622.64	0.42
0:00:15	2,199.28	137.46	1.44	0:07:15	1,532.13	255.35	0.85	0:14:15	958.03	479.02	0.54	0:21:15	1,853.15	617.72	0.42	0:28:15	627.10	627.10	0.42
0:00:20	2,520.67	126.03	1.78	0:07:20	2,031.77	338.63	0.77	0:14:20	1,023.31	511.65	0.52	0:21:20	1,965.40	491.35	0.43	0:28:20	626.10	626.10	0.42
0:00:25	2,847.83	129.45	1.98	0:07:25	2,052.17	256.52	0.93	0:14:25	1,995.81	399.16	0.52	0:21:25	2,895.01	579.00	0.42	0:28:25	620.23	620.23	0.42
0:00:30	3,085.96	118.69	2.07	0:07:30	2,597.01	259.70	0.94	0:14:30	2,734.11	455.68	0.56	0:21:30	3,441.32	573.55	0.42	0:28:30	628.31	628.31	0.42
0:00:35	3,846.96	128.23	1.86	0:07:35	2,839.12	258.10	0.97	0:14:35	3,146.09	449.44	0.55	0:21:35	3,683.86	613.98	0.43	0:28:35	619.18	619.18	0.42
0:00:40	3,864.74	128.82	2.00	0:07:40	3,553.41	236.89	1.00	0:14:40	3,486.83	435.85	0.54	0:21:40	3,680.61	613.43	0.43	0:28:40	623.59	623.59	0.42
0:00:45	4,135.37	125.31	2.03	0:07:45	4,565.55	253.64	1.00	0:14:45	4,220.47	468.94	0.54	0:21:45	3,694.08	615.68	0.42	0:28:45	626.73	626.73	0.42
0:00:50	4,646.71	125.59	1.94	0:07:50	4,814.90	253.42	0.98	0:14:50	4,516.06	451.61	0.55	0:21:50	3,651.61	608.60	0.43	0:28:50	624.95	624.95	0.42
0:00:55	4,984.56	131.17	1.98	0:07:55	4,860.88	243.04	1.04	0:14:55	4,518.89	451.89	0.56	0:21:55	3,696.96	616.16	0.42	0:28:55	628.36	628.36	0.42
0:01:00	5,084.07	121.05	2.04	0:08:00	4,853.33	242.67	1.08	0:15:00	4,853.33	485.33	0.55	0:22:00	3,644.33	607.39	0.43	0:29:00	627.57	627.57	0.42
0:01:05	5,735.03	130.34	1.95	0:08:05	4,887.78	232.75	1.06	0:15:05	4,674.66	467.47	0.56	0:22:05	3,701.26	616.88	0.42	0:29:05	626.37	626.37	0.42
0:01:10	5,506.60	122.37	2.08	0:08:10	5,432.15	236.18	1.06	0:15:10	5,060.59	460.05	0.55	0:22:10	3,696.96	616.16	0.42	0:29:10	628.10	628.10	0.42
0:01:15	5,541.04	120.46	2.09	0:08:15	5,738.33	239.10	1.07	0:15:15	5,308.57	442.38	0.56	0:22:15	3,678.09	613.02	0.43	0:29:15	624.43	624.43	0.42
0:01:20	5,691.57	123.73	2.17	0:08:20	5,700.69	237.53	1.11	0:15:20	5,635.78	469.65	0.56	0:22:20	3,658.53	609.76	0.42	0:29:20	628.52	628.52	0.42
0:01:25	5,476.19	114.09	2.24	0:08:25	5,627.92	234.50	1.11	0:15:25	5,549.33	462.44	0.57	0:22:25	3,694.71	615.78	0.42	0:29:25	625.16	625.16	0.42
0:01:30	5,491.71	114.41	2.30	0:08:30	5,646.74	235.28	1.11	0:15:30	5,377.94	448.16	0.57	0:22:30	3,700.16	616.69	0.42	0:29:30	619.92	619.92	0.42
0:01:35	5,583.77	116.33	2.25	0:08:35	5,664.93	236.04	1.11	0:15:35	5,644.96	470.41	0.57	0:22:35	3,664.25	610.71	0.42	0:29:35	627.36	627.36	0.42
0:01:40	5,583.61	116.33	2.27	0:08:40	5,542.62	230.94	1.11	0:15:40	5,588.23	465.69	0.56	0:22:40	3,689.36	614.89	0.43	0:29:40	630.61	630.61	0.41
0:01:45	5,544.14	115.50	2.25	0:08:45	5,581.88	232.58	1.12	0:15:45	5,406.51	450.54	0.57	0:22:45	3,697.44	616.24	0.42	0:29:45	621.49	621.49	0.42
0:01:50	5,482.01	114.21	2.25	0:08:50	5,738.59	239.11	1.11	0:15:50	5,626.61	468.88	0.56	0:22:50	3,709.39	618.23	0.42	0:29:50	620.60	620.60	0.42
0:01:55	5,683.91	118.41	2.26	0:08:55	5,724.65	238.53	1.11	0:15:55	5,563.48	463.62	0.57	0:22:55	3,688.47	614.75	0.43	0:29:55	627.89	627.89	0.42
0:02:00	5,402.11	112.54	2.29	0:09:00	5,570.25	232.09	1.12	0:16:00	5,547.60	462.30	0.56	0:23:00	3,625.35	604.22	0.42	0:30:00	622.22	622.22	0.42
0:02:05	5,564.16	115.92	2.29	0:09:05	5,653.55	235.56	1.11	0:16:05	5,415.06	451.25	0.57	0:23:05	3,741.42	623.57	0.42	0:30:05	620.76	620.76	0.42
0:02:10	5,590.38	116.47	2.25	0:09:10	5,667.24	236.13	1.11	0:16:10	5,694.45	474.54	0.56	0:23:10	3,656.80	609.47	0.42	0:30:10	618.03	618.03	0.42
0:02:15	5,539.21	115.40	2.28	0:09:15	5,540.68	230.86	1.11	0:16:15	5,511.05	459.25	0.56	0:23:15	3,700.79	616.80	0.42	0:30:15	621.91	621.91	0.42
0:02:20	5,521.49	115.03	2.26	0:09:20	5,570.09	232.09	1.12	0:16:20	5,514.04	459.50	0.56	0:23:20	3,699.48	616.58	0.42	0:30:20	622.12	622.12	0.42
0:02:25	5,371.91	111.91	2.30	0:09:25	5,738.70	239.11	1.11	0:16:25	5,619.11	468.26	0.56	0:23:25	3,689.78	614.96	0.43	0:30:25	621.07	621.07	0.42
0:02:30	5,697.75	118.70	2.26	0:09:30	5,713.27	238.05	1.11	0:16:30	5,502.77	458.56	0.57	0:23:30	3,689.47	614.91	0.43	0:30:30	624.48	624.48	0.42
0:02:35	5,465.34	113.86	2.26	0:09:35	5,616.12	234.01	1.11	0:16:35	5,540.89	461.74	0.56	0:23:35	3,661.84	610.31	0.42	0:30:35	622.91	622.91	0.42
0:02:40	5,562.70	115.89	2.29	0:09:40	5,640.34	235.01	1.12	0:16:40	5,412.43	451.04	0.57	0:23:40	3,619.06	603.18	0.43	0:30:40	623.06	623.06	0.42
0:02:45	5,483.48	114.24	2.30	0:09:45	5,650.09	235.42	1.11	0:16:45	5,656.86	471.40	0.57	0:23:45	3,641.29	606.88	0.43	0:30:45	627.26	627.26	0.42
0:02:50	5,533.18	115.27	2.27	0:09:50	5,548.54	231.19	1.11	0:16:50	5,646.21	470.52	0.56	0:23:50	3,711.28	618.55	0.42	0:30:50	620.81	620.81	0.42
0:02:55	5,402.84	112.56	2.29	0:09:55	5,583.67	232.65	1.11	0:16:55	5,483.16	456.93	0.56	0:23:55	3,687.16	614.53	0.43	0:30:55	622.17	622.17	0.42
0:03:00	5,610.04	116.88	2.24	0:10:00	5,727.43	238.64	1.11	0:17:00	5,478.70	456.56	0.57	0:24:00	3,640.13	606.69	0.43	0:31:00	616.62	616.62	0.42

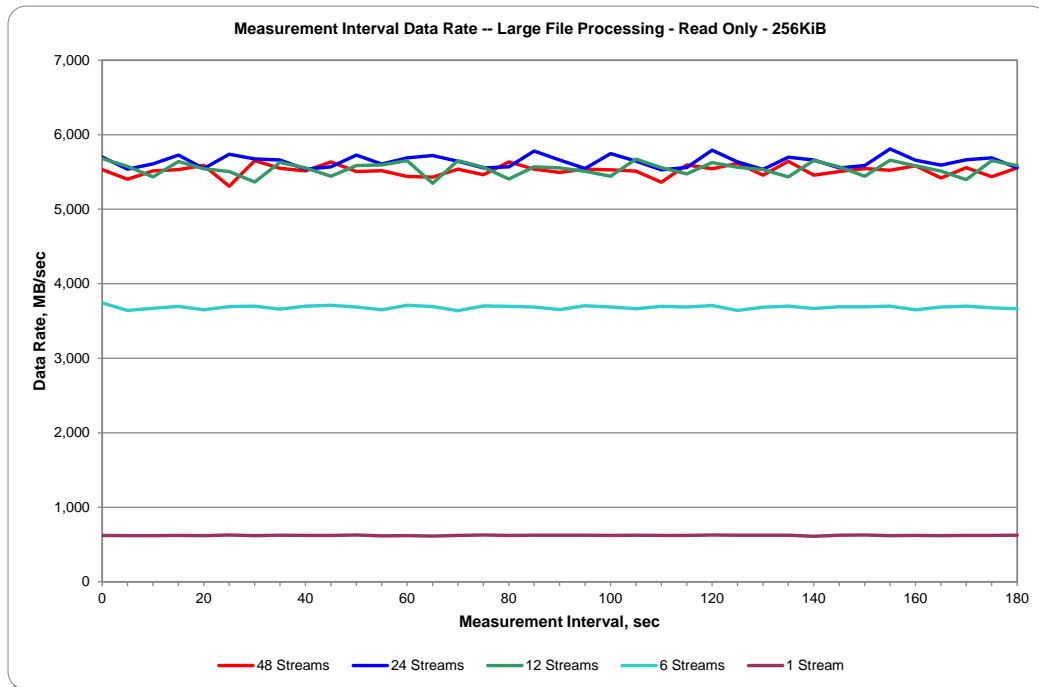
**SPC-2 “Large File Processing/READ ONLY/256 KiB Transfer Size” Test Run Data
 Measurement Interval, Run-Out, and Ramp-Down Periods**

TR26				TR27				TR28				TR29				TR30			
48 Streams				24 Streams				12 Streams				6 Streams				1 Stream			
Test Run Sequence Time	Data Rate, MB/sec	Data Rate / Stream, MB/sec	Response Time, ms	Test Run Sequence Time	Data Rate, MB/sec	Data Rate / Stream, MB/sec	Response Time, ms	Test Run Sequence Time	Data Rate, MB/sec	Data Rate / Stream, MB/sec	Response Time, ms	Test Run Sequence Time	Data Rate, MB/sec	Data Rate / Stream, MB/sec	Response Time, ms	Test Run Sequence Time	Data Rate, MB/sec	Data Rate / Stream, MB/sec	Response Time, ms
0:03:05	5,531.71	115.24	2.30	0:10:05	5,701.89	237.58	1.12	0:17:05	5,680.40	473.37	0.57	0:24:05	3,743.73	623.96	0.42	0:31:05	621.54	621.54	0.42
0:03:10	5,403.05	112.56	2.29	0:10:10	5,536.95	230.71	1.11	0:17:10	5,574.28	464.52	0.56	0:24:10	3,643.38	607.23	0.43	0:31:10	620.97	620.97	0.42
0:03:15	5,514.20	114.88	2.31	0:10:15	5,609.78	233.74	1.11	0:17:15	5,433.88	452.82	0.57	0:24:15	3,670.23	611.70	0.43	0:31:15	620.86	620.86	0.42
0:03:20	5,532.18	115.25	2.28	0:10:20	5,725.54	238.56	1.11	0:17:20	5,639.77	469.98	0.56	0:24:20	3,695.81	615.97	0.42	0:31:20	622.96	622.96	0.42
0:03:25	5,590.27	116.46	2.25	0:10:25	5,545.92	231.08	1.12	0:17:25	5,542.62	461.88	0.57	0:24:25	3,651.19	608.53	0.43	0:31:25	621.02	621.02	0.42
0:03:30	5,306.58	110.55	2.33	0:10:30	5,737.97	239.08	1.11	0:17:30	5,506.96	458.91	0.57	0:24:30	3,692.67	615.44	0.43	0:31:30	628.62	628.62	0.41
0:03:35	5,651.46	117.74	2.25	0:10:35	5,674.37	236.43	1.11	0:17:35	5,364.83	447.07	0.57	0:24:35	3,698.69	616.45	0.42	0:31:35	621.07	621.07	0.42
0:03:40	5,547.91	115.58	2.28	0:10:40	5,661.47	235.89	1.11	0:17:40	5,629.12	469.09	0.57	0:24:40	3,659.53	609.92	0.42	0:31:40	624.37	624.37	0.42
0:03:45	5,513.57	114.87	2.24	0:10:45	5,538.21	230.76	1.11	0:17:45	5,554.73	462.89	0.57	0:24:45	3,698.12	616.35	0.42	0:31:45	621.70	621.70	0.42
0:03:50	5,634.94	117.39	2.26	0:10:50	5,569.30	232.05	1.12	0:17:50	5,443.58	453.63	0.56	0:24:50	3,709.91	618.32	0.42	0:31:50	623.27	623.27	0.42
0:03:55	5,506.12	114.71	2.30	0:10:55	5,725.70	238.57	1.11	0:17:55	5,586.29	465.52	0.56	0:24:55	3,689.15	614.86	0.43	0:31:55	628.20	628.20	0.41
0:04:00	5,516.40	114.93	2.28	0:11:00	5,604.74	233.53	1.11	0:18:00	5,595.31	466.28	0.56	0:25:00	3,650.09	608.35	0.43	0:32:00	618.19	618.19	0.42
0:04:05	5,440.22	113.34	2.29	0:11:05	5,690.52	237.10	1.11	0:18:05	5,651.35	470.95	0.56	0:25:05	3,711.85	618.64	0.42	0:32:05	620.86	620.86	0.42
0:04:10	5,431.89	113.16	2.32	0:11:10	5,719.56	238.32	1.11	0:18:10	5,349.00	445.75	0.57	0:25:10	3,694.19	615.70	0.42	0:32:10	613.52	613.52	0.43
0:04:15	5,535.96	115.33	2.28	0:11:15	5,643.54	235.15	1.12	0:18:15	5,651.14	470.93	0.57	0:25:15	3,639.24	606.54	0.43	0:32:15	621.49	621.49	0.42
0:04:20	5,462.56	113.80	2.26	0:11:20	5,555.09	231.46	1.11	0:18:20	5,564.43	463.70	0.56	0:25:20	3,703.73	617.29	0.42	0:32:20	628.20	628.20	0.42
0:04:25	5,634.52	117.39	2.25	0:11:25	5,568.57	232.02	1.12	0:18:25	5,405.04	450.42	0.57	0:25:25	3,696.60	616.10	0.42	0:32:25	622.70	622.70	0.42
0:04:30	5,536.11	115.34	2.28	0:11:30	5,781.38	240.89	1.11	0:18:30	5,569.35	464.11	0.57	0:25:30	3,687.84	614.64	0.43	0:32:30	626.00	626.00	0.42
0:04:35	5,495.27	114.48	2.30	0:11:35	5,659.48	235.81	1.11	0:18:35	5,555.30	462.94	0.57	0:25:35	3,652.92	608.82	0.42	0:32:35	627.00	627.00	0.42
0:04:40	5,537.74	115.37	2.25	0:11:40	5,546.76	231.11	1.11	0:18:40	5,508.22	459.02	0.57	0:25:40	3,704.30	617.38	0.42	0:32:40	626.63	626.63	0.42
0:04:45	5,528.67	115.18	2.28	0:11:45	5,745.31	239.39	1.11	0:18:45	5,442.48	453.54	0.56	0:25:45	3,688.42	614.74	0.43	0:32:45	623.59	623.59	0.42
0:04:50	5,511.79	114.83	2.29	0:11:50	5,645.22	235.22	1.11	0:18:50	5,670.96	472.58	0.57	0:25:50	3,665.35	610.89	0.42	0:32:50	624.37	624.37	0.42
0:04:55	5,361.84	111.71	2.30	0:11:55	5,529.40	230.39	1.12	0:18:55	5,557.56	463.13	0.57	0:25:55	3,696.49	616.08	0.42	0:32:55	621.75	621.75	0.42
0:05:00	5,593.84	116.54	2.28	0:12:00	5,560.49	231.69	1.12	0:19:00	5,475.30	456.27	0.56	0:26:00	3,688.16	614.69	0.43	0:33:00	622.22	622.22	0.42
0:05:05	5,542.88	115.48	2.27	0:12:05	5,791.91	241.33	1.11	0:19:05	5,626.55	468.88	0.56	0:26:05	3,708.92	618.15	0.42	0:33:05	629.30	629.30	0.41
0:05:10	5,615.23	116.98	2.24	0:12:10	5,635.57	234.82	1.12	0:19:10	5,563.64	463.64	0.56	0:26:10	3,641.08	606.85	0.43	0:33:10	627.05	627.05	0.42
0:05:15	5,456.89	113.69	2.27	0:12:15	5,533.07	230.54	1.12	0:19:15	5,532.76	461.06	0.57	0:26:15	3,685.85	614.31	0.43	0:33:15	625.48	625.48	0.42
0:05:20	5,642.65	117.56	2.26	0:12:20	5,697.70	237.40	1.12	0:19:20	5,434.61	452.88	0.56	0:26:20	3,700.27	616.71	0.42	0:33:20	627.00	627.00	0.42
0:05:25	5,455.79	113.66	2.31	0:12:25	5,660.58	235.86	1.11	0:19:25	5,654.24	471.19	0.57	0:26:25	3,668.86	611.48	0.42	0:33:25	610.74	610.74	0.43
0:05:30	5,505.23	114.69	2.26	0:12:30	5,553.78	231.41	1.11	0:19:30	5,568.25	464.02	0.56	0:26:30	3,691.30	615.22	0.43	0:33:30	626.73	626.73	0.42
0:05:35	5,545.66	115.53	2.27	0:12:35	5,585.87	232.74	1.11	0:19:35	5,442.84	453.57	0.57	0:26:35	3,691.51	615.25	0.43	0:33:35	628.78	628.78	0.41
0:05:40	5,523.58	115.07	2.28	0:12:40	5,809.64	242.07	1.11	0:19:40	5,658.01	471.50	0.56	0:26:40	3,700.21	616.70	0.42	0:33:40	619.87	619.87	0.42
0:05:45	5,582.57	116.30	2.26	0:12:45	5,657.02	235.71	1.11	0:19:45	5,581.99	465.17	0.56	0:26:45	3,649.25	608.21	0.43	0:33:45	622.70	622.70	0.42
0:05:50	5,419.25	112.90	2.28	0:12:50	5,591.53	232.98	1.11	0:19:50	5,510.16	459.18	0.57	0:26:50	3,689.10	614.85	0.43	0:33:50	621.23	621.23	0.42
0:05:55	5,558.40	115.80	2.29	0:12:55	5,662.26	235.93	1.11	0:19:55	5,397.18	449.76	0.56	0:26:55	3,700.32	616.72	0.42	0:33:55	623.59	623.59	0.42
0:06:00	5,437.86	113.29	2.30	0:13:00	5,690.57	237.11	1.11	0:20:00	5,652.45	471.04	0.57	0:27:00	3,677.36	612.89	0.43	0:34:00	623.96	623.96	0.42
0:06:05	5,554.52	115.72	2.25	0:13:05	5,553.73	231.41	1.11	0:20:05	5,586.34	465.53	0.56	0:27:05	3,664.04	610.67	0.42	0:34:05	626.52	626.52	0.42
0:06:10	5,571.24	116.07	2.28	0:13:10	5,602.44	233.43	1.11	0:20:10	5,536.64	461.39	0.57	0:27:10	3,693.35	615.56	0.42	0:34:10	622.28	622.28	0.42
0:06:15	5,475.09	114.06	2.30	0:13:15	5,780.59	240.86	1.11	0:20:15	5,374.16	447.85	0.57	0:27:15	3,695.92	615.99	0.42	0:34:15	617.30	617.30	0.42
0:06:20	5,621.31	117.11	2.25	0:13:20	5,683.96	236.83	1.11	0:20:20	5,651.41	470.95	0.57	0:27:20	3,650.04	608.34	0.43	0:34:20	625.90	625.90	0.42
0:06:25	5,421.77	112.95	2.29	0:13:25	5,596.30	233.18	1.12	0:20:25	5,526.83	460.57	0.57	0:27:25	3,690.99	615.16	0.43	0:34:25	622.64	622.64	0.42
0:06:30	5,529.25	115.19	2.29	0:13:30	5,678.67	236.61	1.11	0:20:30	5,475.30	456.27	0.56	0:27:30	3,690.46	615.08	0.43	0:34:30	626.05	626.05	0.42
0:06:35	5,614.13	116.96	2.24	0:13:35	5,636.93	234.87	1.12	0:20:35	5,550.48	462.54	0.57	0:27:35	3,703.20	617.20	0.42	0:34:35	628.25	628.25	0.42
0:06:40	5,452.65	113.60	2.29	0:13:40	5,526.78	230.28	1.12	0:20:40	5,518.29	459.86	0.57	0:27:40	3,660.42	610.07	0.42	0:34:40	627.36	627.36	0.42
0:06:45	5,335.52	112.23	2.25	0:13:45	5,429.47	232.46	1.11	0:20:45	5,223.38	460.56	0.56	0:27:45	3,483.26	1,161.09	0.42	0:34:45	621.44	621.44	0.42
0:06:50	12.85	0.00	1.93	0:13:50	11.90	0.00	0.96	0:20:50	11.53	0.00	0.48	0:27:50	6.71	0.00	0.41	0:34:50	2.25	0.00	0.40
0:06:55	0.00	0.00	0.00	0:13:55	0.00	0.00	0.00	0:20:55	0.00	0.00	0.00	0:27:55	0.00	0.00	0.00	0:34:55	0.00	0.00	0.00

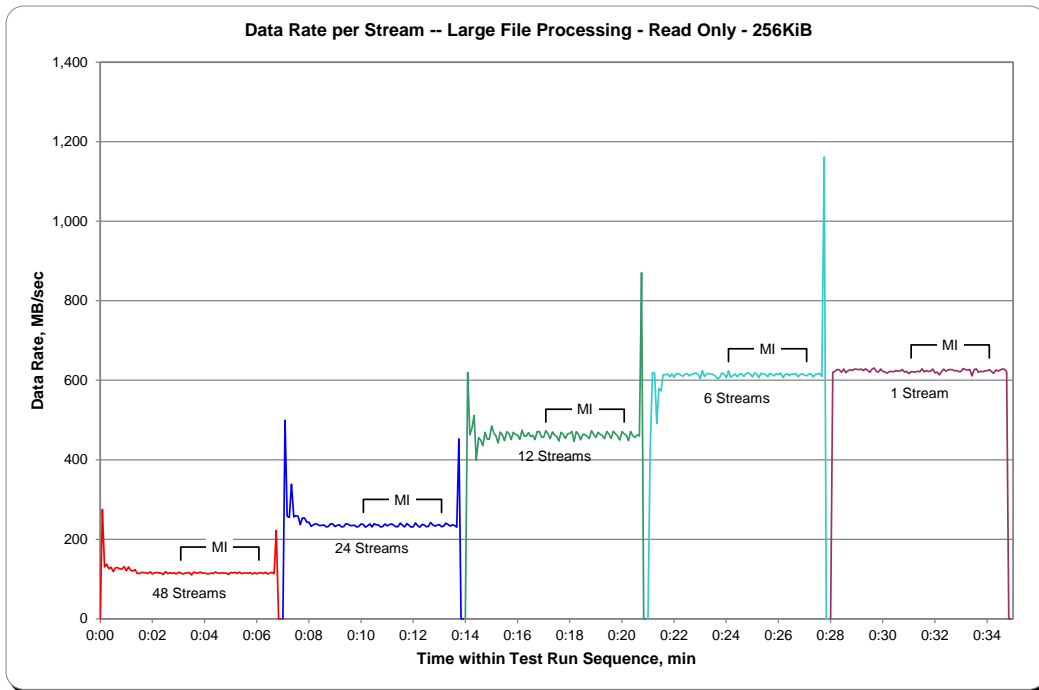
SPC-2 “Large File Processing/READ ONLY/256 KiB Transfer Size” Average Data Rate Graph – Complete Test Run



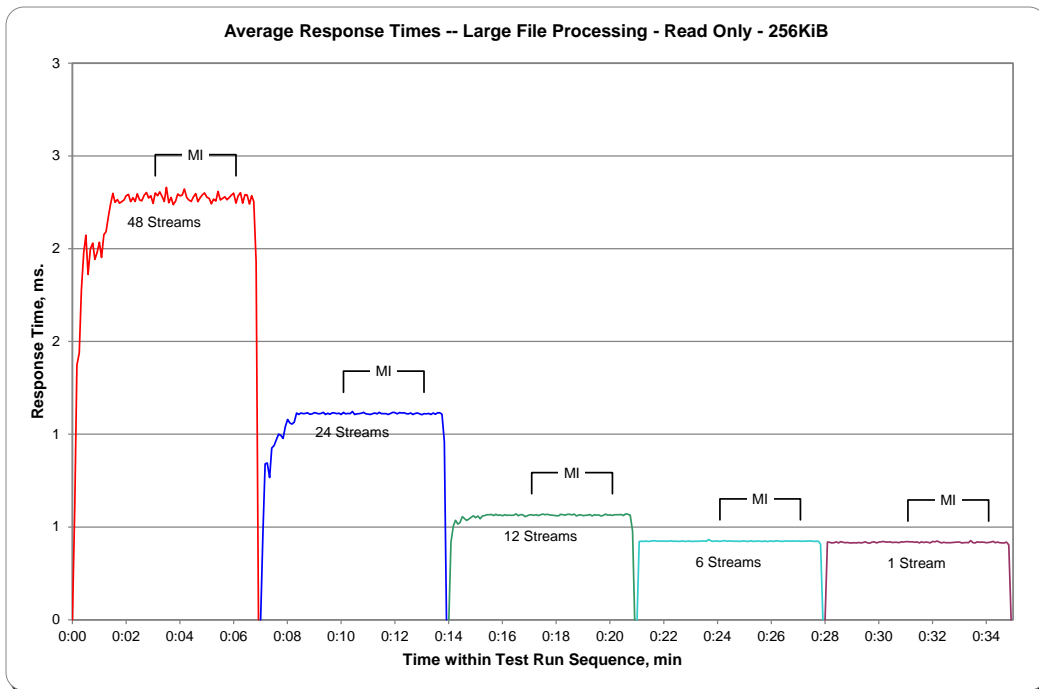
SPC-2 “Large File Processing/READ ONLY/256 KiB Transfer Size” Average Data Rate Graph – Measurement Interval (MI) Only



SPC-2 “Large File Processing/READ ONLY/256 KiB Transfer Size” Average Data Rate per Stream Graph



SPC-2 “Large File Processing/READ ONLY/256 KiB Transfer Size” Average Response Time Graph



Large Database Query Test

Clause 6.4.4.1

The Large Database Query Test is comprised of a set of I/O operations representative of scans or joins of large relational tables such as those performed for data mining or business intelligence.

Clause 6.4.4.2

The Large Database Query Test has two Test Phases, which shall be executed in the following uninterrupted sequence:

- 1. 1024 KiB TRANSFER SIZE*
- 2. 64 KiB TRANSFER SIZE*

The BC shall not be restarted or manually disturbed, altered, or adjusted during the execution of the Large File Processing Test. If power is lost to the BC during this Test all results shall be rendered invalid and the Test re-run in its entirety.

Clause 10.6.9.2

The Full Disclosure Report will contain the following content for the Large Database Query Test:

- 1. A listing of the SPC-2 Workload Generator commands and parameters used to execute each of the Test Runs in the Large Database Query Test.*
- 2. The human readable SPC-2 Test Results File for each of the Test Runs in the Large Database Query Test.*
- 3. A table that contains the following information for each Test Run in the two Test Phases of the Large Database Query Test:*
 - Average Data Rate: The average Data Rate, in MB per second for the Measurement Interval of each Test Run in the Large Database Query Test.*
 - Average Data Rate per Stream: The average Data Rate per Stream, in MB per second, for the Measurement Interval of each Test Run in the Large Database Query Test.*
 - Average Response Time: The average response time, in milliseconds (ms), for the Measurement Interval of each Test Run in the Large Database Query Test.*
- 4. Average Data Rate, Average Data Rate per Stream and Average Response time graphs as defined in Clauses 10.1.1, 10.1.2 and 10.1.3.*

SPC-2 Workload Generator Commands and Parameters

The SPC-2 Workload Generator commands and parameters for the Large Database Query Test Runs are documented in “Appendix E: SPC-2 Workload Generator Execution Commands and Parameters” on Page 106.

SPC-2 Test Results File

A link to the SPC-2 Test Results file generated from the Large Database Query Test Runs is listed below.

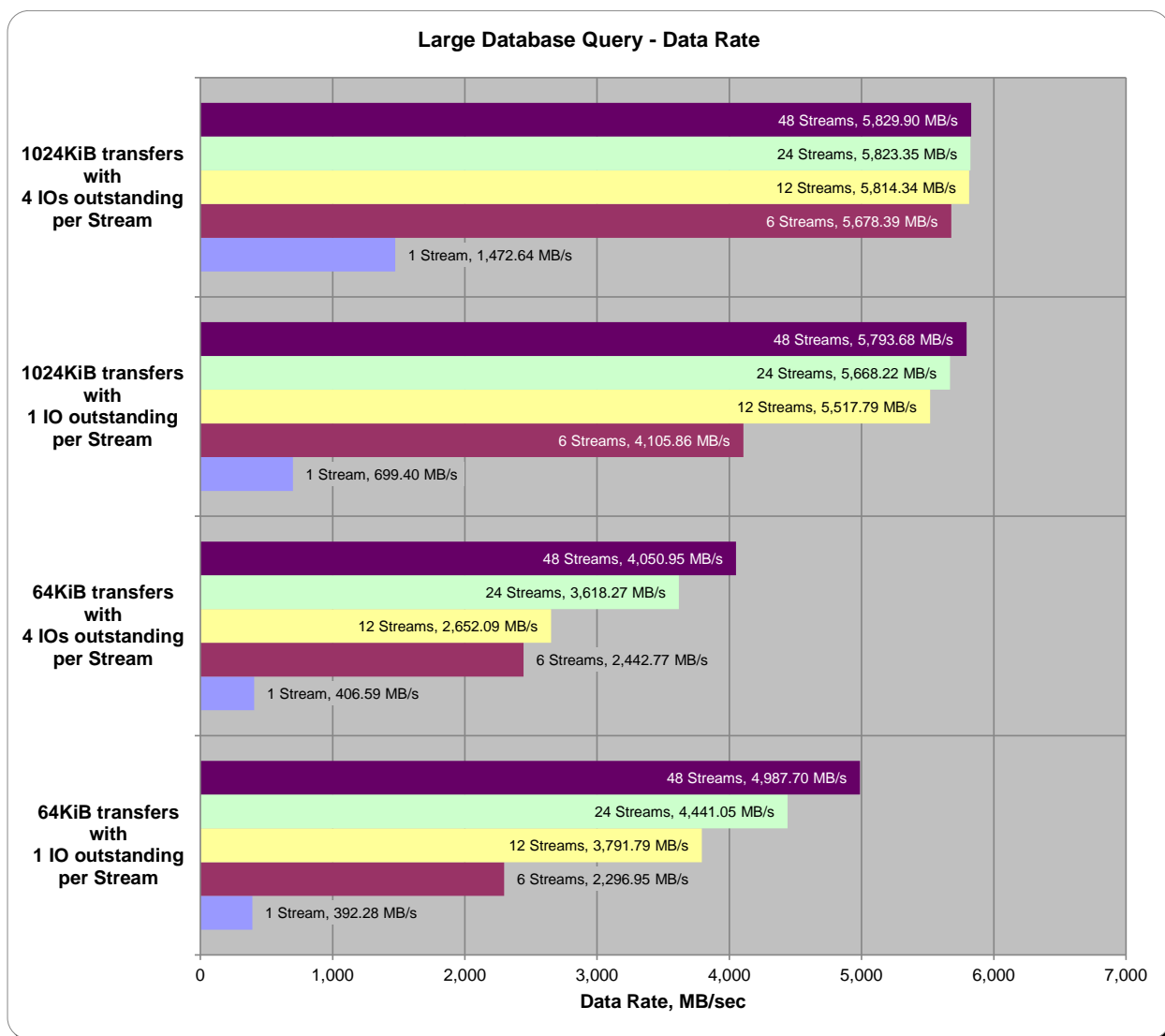
[SPC-2 Large Database Query Test Results File](#)

SPC-2 Large Database Query Average Data Rates (MB/s)

The average Data Rate (MB/s) for each Test Run in the two Test Phases of the SPC-2 Large Database Query Test is listed in the table below as well as illustrated in the following graph.

Test Run Sequence	1 Stream	6 Streams	12 Streams	24 Streams	48 Streams
1024KiB w/ 4 IOs/Stream	1,472.64	5,678.39	5,814.34	5,823.35	5,829.90
1024KiB w/ 1 IO/Stream	699.40	4,105.86	5,517.79	5,668.22	5,793.68
64KiB w/ 4 IOs/Stream	406.59	2,442.77	2,652.09	3,618.27	4,050.95
64KiB w/ 1 IO/Stream	392.28	2,296.95	3,791.79	4,441.05	4,987.70

SPC-2 Large Database Query Average Data Rates Graph

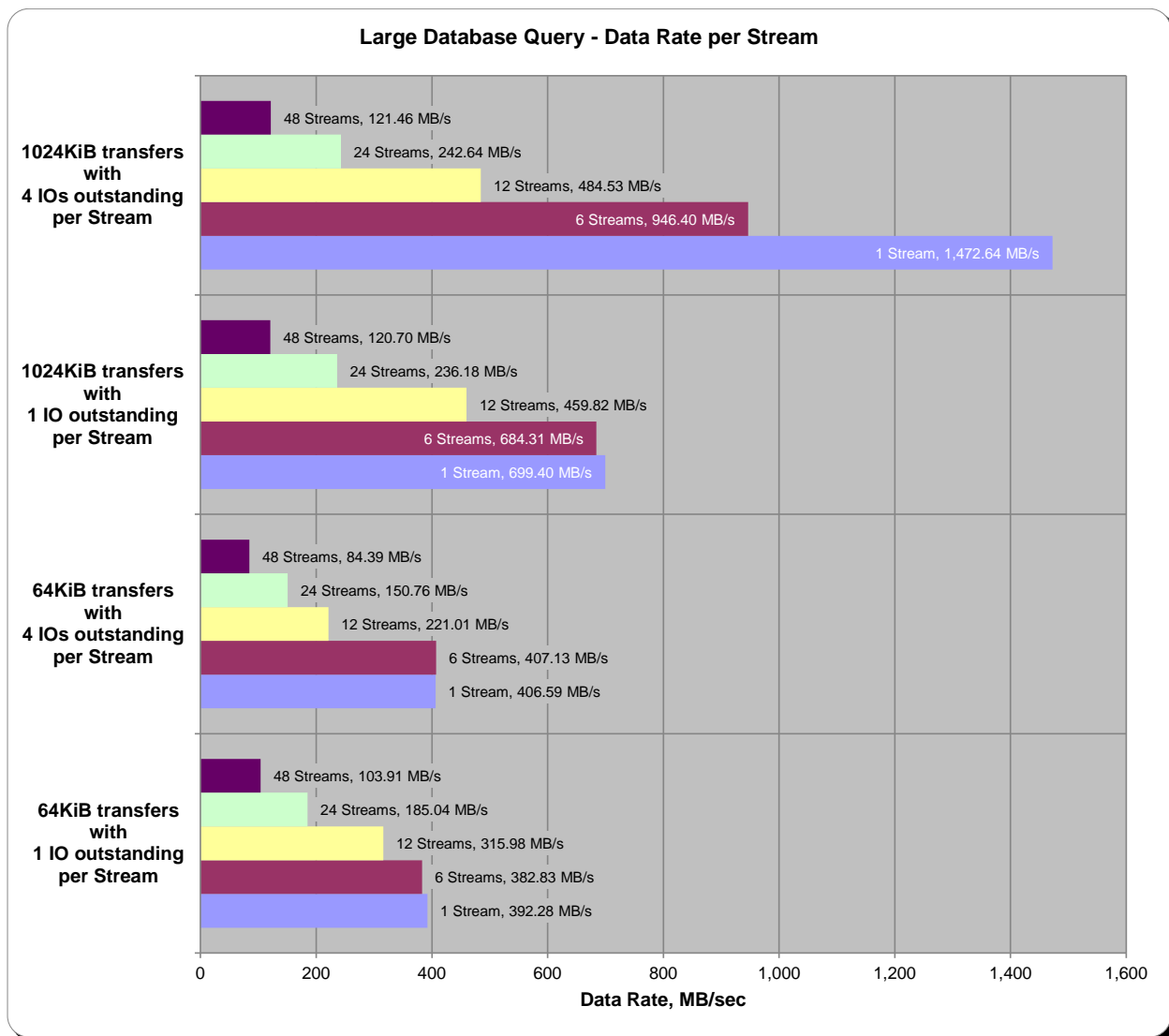


SPC-2 Large Database Query Average Data Rate per Stream

The average Data Rate per Stream for each Test Run in the two Test Phases of the SPC-2 Large Database Query Test is listed in the table below as well as illustrated in the following graph.

Test Run Sequence	1 Stream	6 Streams	12 Streams	24 Streams	48 Streams
1024KiB w/ 4 IOs/Stream	1,472.64	946.40	484.53	242.64	121.46
1024KiB w/ 1 IO/Stream	699.40	684.31	459.82	236.18	120.70
64KiB w/ 4 IOs/Stream	406.59	407.13	221.01	150.76	84.39
64KiB w/ 1 IO/Stream	392.28	382.83	315.98	185.04	103.91

SPC-2 Large Database Query Average Data Rate per Stream Graph

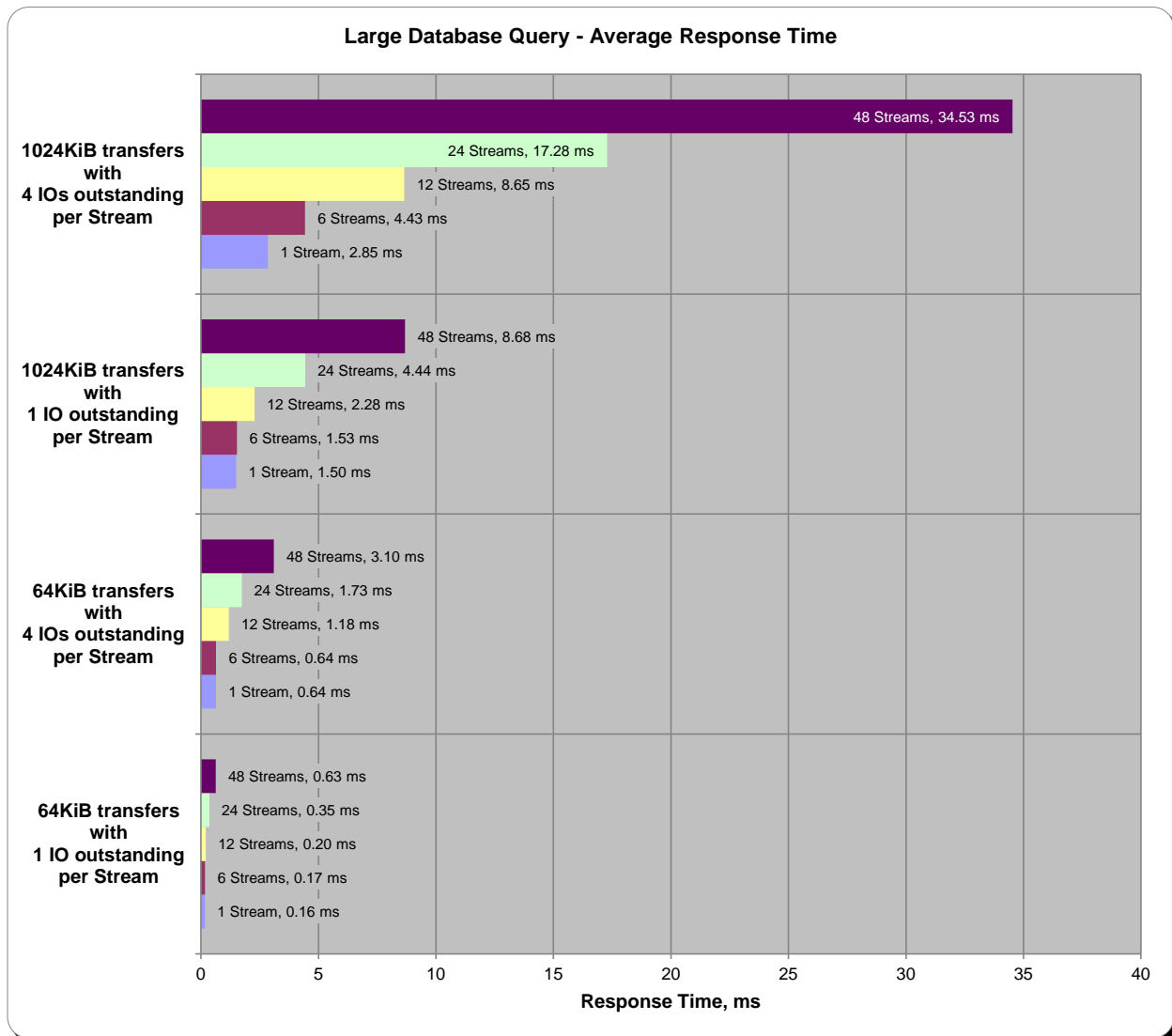


SPC-2 Large Database Query Average Response Time

The average Response Time, in milliseconds, for each Test Run in the two Test Phases of the SPC-2 Large Database Query Test is listed in the table below as well as illustrated in the following graph.

Test Run Sequence	1 Stream	6 Streams	12 Streams	24 Streams	48 Streams
1024KiB w/ 4 IOs/Stream	2.85	4.43	8.65	17.28	34.53
1024KiB w/ 1 IO/Stream	1.50	1.53	2.28	4.44	8.68
64KiB w/ 4 IOs/Stream	0.64	0.64	1.18	1.73	3.10
64KiB w/ 1 IO/Stream	0.16	0.17	0.20	0.35	0.63

SPC-2 Large Database Query Average Response Time Graph



Large Database Query Test – 1024 KiB TRANSFER SIZE Test Phase

Clause 10.6.9.2.1

1. *A table that will contain the following information for each "1024 KiB Transfer Size, 4 Outstanding I/Os" Test Run:*
 - *The number of Streams specified.*
 - *The Average Data Rate, Average Data Rate per Stream, and Average Response Time reported at five second intervals.*
2. *Average Data Rate by Intervals, Average Data Rate per Stream by Intervals, and Average Response Time by Intervals graphs for the "1024 KiB Transfer Size, 4 Outstanding I/Os" Test Runs as specified in Clauses 10.1.4 – 10.1.6.*
3. *A table that will contain the following information for each "1024 KiB Transfer Size, 1 Outstanding I/O" Test Run:*
 - *The number of Streams specified.*
 - *The Average Data Rate, Average Data Rate per Stream, and Average Response Time reported at five second intervals.*
4. *Average Data Rate by Intervals, Average Data Rate per Stream by Intervals, and Average Response Time by Intervals graphs for the "1024 KiB Transfer Size, 1 Outstanding I/O" Test Runs as specified in Clauses 10.1.4 – 10.1.6.*

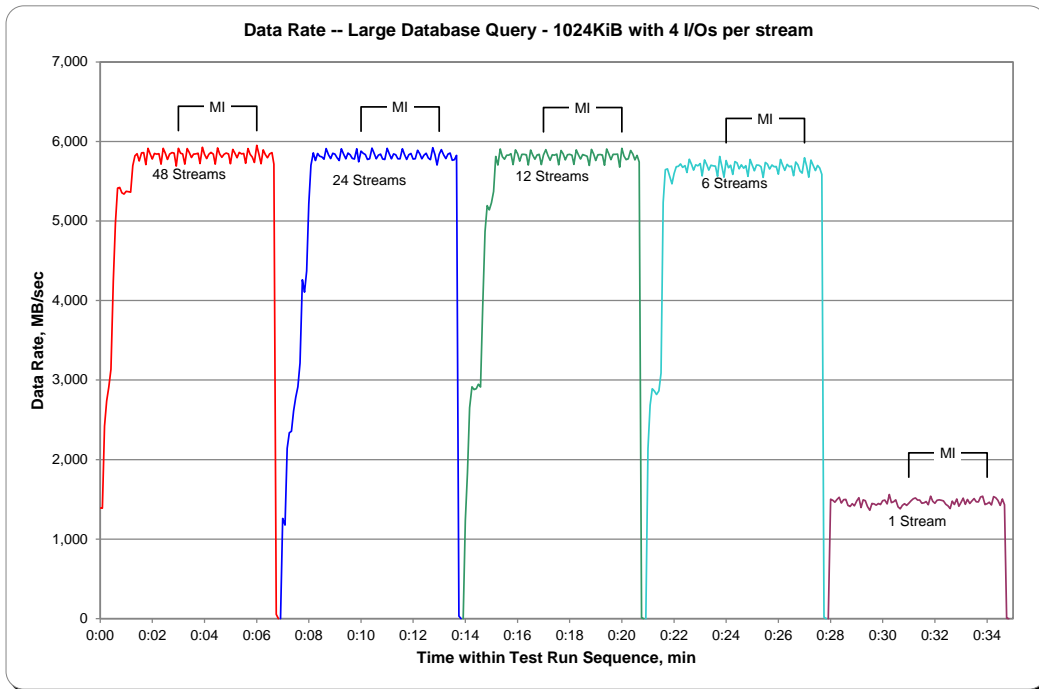
The SPC-2 "Large Database Query/1024 KiB TRANSFER SIZE/4 Outstanding I/Os" Test Run data is contained in the table that appears on the next page. That table is followed by graphs illustrating the average Data Rate, average Data Rate per Stream, and average Response Time produced by the same Test Runs. The table and graphs present the data at five-second intervals.

Immediately following the SPC-2 "Large Database Query/1024 KiB TRANSFER SIZE/4 Outstanding I/Os" table and graphs will be the SPC-2 "Large Database Query/1024 KiB TRANSFER SIZE/1 Outstanding I/O" table and graphs. The table contains the Test Run data and the graphs illustrate the average Data Rate, average Data Rate per Stream, and average Response Time produced by the Test Runs.

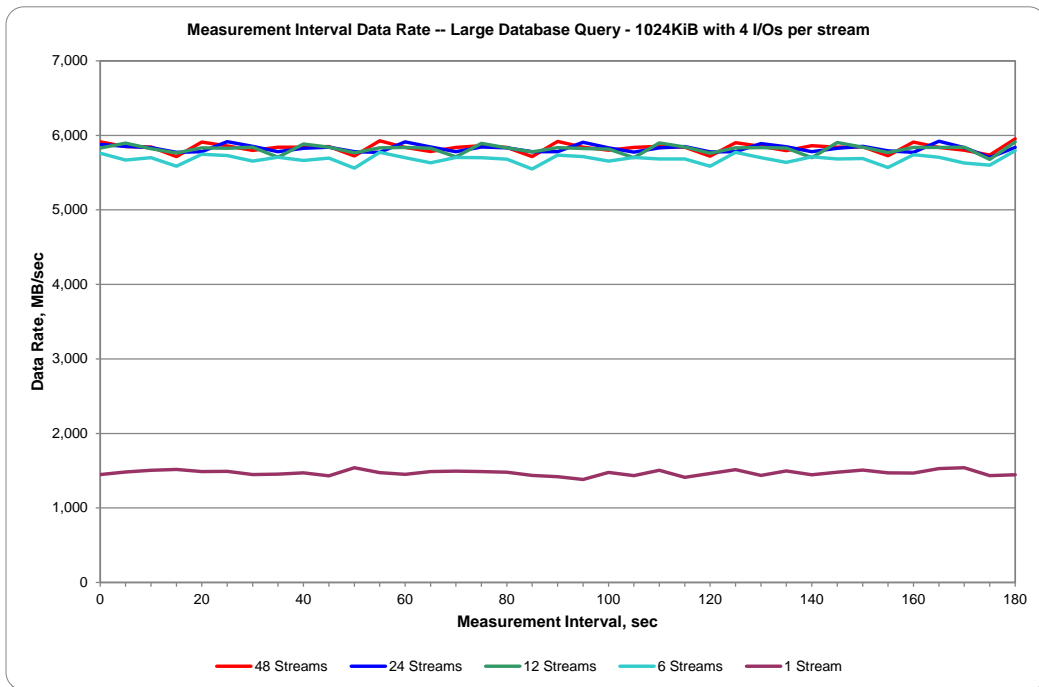
SPC-2 “Large Database Query/1024 KiB Transfer Size/4 Outstanding I/Os” Test Run Data – Ramp-Up Period

TR1 Test Run Sequence Time	48 Streams			TR2 Test Run Sequence Time	24 Streams			TR3 Test Run Sequence Time	12 Streams			TR4 Test Run Sequence Time	6 Streams			TR5 Test Run Sequence Time	1 Stream		
	Data Rate, MB/sec	Data Rate / Stream, MB/sec	Response Time, ms		Data Rate, MB/sec	Data Rate / Stream, MB/sec	Response Time, ms		Data Rate, MB/sec	Data Rate / Stream, MB/sec	Response Time, ms		Data Rate, MB/sec	Data Rate / Stream, MB/sec	Response Time, ms		Data Rate, MB/sec	Data Rate / Stream, MB/sec	Response Time, ms
0:00:00	1,392.72	278.54	8.42	0:06:55	0.00	0.00	0.00	0:13:55	0.00	0.00	0.00	0:20:55	0.00	0.00	0.00	0:27:55	0.00	0.00	0.00
0:00:05	1,389.57	138.96	18.66	0:07:00	1,258.92	314.73	8.72	0:14:00	1,233.75	616.88	6.46	0:21:00	2,139.10	1,069.55	3.03	0:28:00	1,502.61	1,502.61	2.79
0:00:10	2,420.11	151.26	23.41	0:07:05	1,177.34	294.34	14.37	0:14:05	1,835.22	458.80	6.09	0:21:05	2,684.14	894.71	3.12	0:28:05	1,488.77	1,488.77	2.80
0:00:15	2,736.36	136.82	26.96	0:07:10	2,142.03	306.00	11.38	0:14:10	2,650.59	530.12	7.14	0:21:10	2,889.46	963.15	4.40	0:28:10	1,463.81	1,463.81	2.87
0:00:20	2,911.69	132.35	29.20	0:07:15	2,338.53	292.32	13.15	0:14:15	2,915.67	485.95	8.16	0:21:15	2,860.73	953.58	4.40	0:28:15	1,500.09	1,500.09	2.79
0:00:25	3,133.98	125.36	32.00	0:07:20	2,355.73	294.47	14.46	0:14:20	2,879.60	479.93	8.67	0:21:20	2,819.20	939.73	4.44	0:28:20	1,526.52	1,526.52	2.75
0:00:30	4,244.64	132.64	28.25	0:07:25	2,610.53	290.06	13.88	0:14:25	2,891.97	482.00	8.63	0:21:25	2,864.29	954.76	4.40	0:28:25	1,453.54	1,453.54	2.88
0:00:35	4,977.38	146.39	28.15	0:07:30	2,782.29	309.14	13.47	0:14:30	2,947.76	491.29	8.65	0:21:30	3,087.01	771.75	4.32	0:28:30	1,495.06	1,495.06	2.80
0:00:40	5,414.43	159.25	26.16	0:07:35	2,915.04	242.92	15.62	0:14:35	2,911.69	485.28	8.67	0:21:35	5,234.70	1,046.94	3.80	0:28:35	1,498.62	1,498.62	2.80
0:00:45	5,422.40	150.62	27.39	0:07:40	3,212.42	247.11	15.80	0:14:40	3,904.69	488.09	7.58	0:21:40	5,645.53	1,129.11	3.72	0:28:40	1,424.60	1,424.60	2.94
0:00:50	5,355.71	144.75	28.74	0:07:45	4,261.83	266.36	14.29	0:14:45	4,865.39	540.60	7.51	0:21:45	5,654.76	1,130.95	3.71	0:28:45	1,410.13	1,410.13	2.97
0:00:55	5,339.14	144.30	28.86	0:07:50	4,105.59	256.60	16.39	0:14:50	5,194.02	577.11	7.26	0:21:50	5,557.03	1,111.41	3.78	0:28:50	1,445.15	1,445.15	2.90
0:01:00	5,373.53	141.41	29.52	0:07:55	4,371.72	242.87	15.63	0:14:55	5,139.28	571.03	7.30	0:21:55	5,468.53	1,093.71	3.81	0:28:55	1,417.67	1,417.67	2.96
0:01:05	5,368.71	141.28	29.72	0:08:00	5,216.67	248.41	15.41	0:15:00	5,227.57	522.76	7.53	0:22:00	5,595.41	1,119.08	3.75	0:29:00	1,481.01	1,481.01	2.83
0:01:10	5,362.21	134.06	30.22	0:08:05	5,701.32	271.49	15.48	0:15:05	5,371.65	488.33	8.03	0:22:05	5,683.49	947.25	4.30	0:29:05	1,520.64	1,520.64	2.76
0:01:15	5,696.07	126.58	30.93	0:08:10	5,856.93	266.22	15.75	0:15:10	5,812.26	484.35	8.25	0:22:10	5,688.52	948.09	4.39	0:29:10	1,397.96	1,397.96	3.00
0:01:20	5,819.60	126.51	32.96	0:08:15	5,759.20	261.78	15.92	0:15:15	5,702.79	475.23	8.65	0:22:15	5,716.63	952.77	4.41	0:29:15	1,494.22	1,494.22	2.80
0:01:25	5,847.07	121.81	34.17	0:08:20	5,848.54	254.28	15.93	0:15:20	5,905.16	492.10	8.64	0:22:20	5,674.68	945.78	4.45	0:29:20	1,482.48	1,482.48	2.83
0:01:30	5,755.00	119.90	34.49	0:08:25	5,813.72	242.24	16.68	0:15:25	5,809.32	484.11	8.69	0:22:25	5,695.45	949.24	4.43	0:29:25	1,409.71	1,409.71	2.97
0:01:35	5,857.97	122.04	34.56	0:08:30	5,805.13	241.88	17.21	0:15:30	5,775.14	481.26	8.65	0:22:30	5,609.88	934.98	4.40	0:29:30	1,361.05	1,361.05	3.08
0:01:40	5,859.86	122.08	34.44	0:08:35	5,776.81	240.70	17.32	0:15:35	5,826.73	485.56	8.66	0:22:35	5,776.19	962.70	4.42	0:29:35	1,448.29	1,448.29	2.89
0:01:45	5,708.87	118.93	34.59	0:08:40	5,910.19	246.26	17.27	0:15:40	5,826.73	485.56	8.66	0:22:40	5,714.11	952.35	4.41	0:29:40	1,443.05	1,443.05	2.90
0:01:50	5,913.13	123.19	34.62	0:08:45	5,833.23	243.05	17.29	0:15:45	5,846.02	487.17	8.63	0:22:45	5,639.87	939.98	4.42	0:29:45	1,427.11	1,427.11	2.94
0:01:55	5,844.13	121.75	34.52	0:08:50	5,784.57	241.02	17.28	0:15:50	5,708.66	475.72	8.65	0:22:50	5,706.35	951.06	4.42	0:29:50	1,448.29	1,448.29	2.89
0:02:00	5,778.70	120.39	34.56	0:08:55	5,851.26	243.80	17.26	0:15:55	5,893.63	491.14	8.66	0:22:55	5,693.98	949.00	4.43	0:29:55	1,434.45	1,434.45	2.92
0:02:05	5,848.54	121.84	34.54	0:09:00	5,841.83	243.41	17.28	0:16:00	5,847.28	487.27	8.63	0:23:00	5,723.34	953.89	4.41	0:30:00	1,483.94	1,483.94	2.82
0:02:10	5,840.78	121.68	34.59	0:09:05	5,793.80	241.41	17.19	0:16:05	5,751.23	479.27	8.68	0:23:05	5,567.94	927.99	4.43	0:30:05	1,490.03	1,490.03	2.81
0:02:15	5,846.44	121.80	34.44	0:09:10	5,760.46	240.02	17.39	0:16:10	5,837.00	486.42	8.65	0:23:10	5,768.85	961.47	4.42	0:30:10	1,443.47	1,443.47	2.90
0:02:20	5,713.69	119.04	34.53	0:09:15	5,908.73	246.20	17.25	0:16:15	5,837.42	486.45	8.65	0:23:15	5,711.38	951.90	4.42	0:30:15	1,559.86	1,559.86	2.69
0:02:25	5,912.71	123.18	34.59	0:09:20	5,838.68	243.28	17.29	0:16:20	5,831.76	485.98	8.65	0:23:20	5,639.45	939.91	4.42	0:30:20	1,459.20	1,459.20	2.87
0:02:30	5,851.47	121.91	34.58	0:09:25	5,781.01	240.88	17.27	0:16:25	5,702.58	475.21	8.65	0:23:25	5,701.53	950.25	4.42	0:30:25	1,469.89	1,469.89	2.85
0:02:35	5,774.30	120.30	34.46	0:09:30	5,854.62	243.94	17.22	0:16:30	5,892.37	491.03	8.66	0:23:30	5,691.88	948.65	4.43	0:30:30	1,492.96	1,492.96	2.81
0:02:40	5,840.15	121.67	34.71	0:09:35	5,831.97	243.00	17.28	0:16:35	5,826.52	485.54	8.66	0:23:35	5,691.46	948.58	4.43	0:30:35	1,403.83	1,403.83	2.99
0:02:45	5,858.81	122.06	34.45	0:09:40	5,785.62	241.07	17.32	0:16:40	5,776.61	481.38	8.64	0:23:40	5,560.39	926.73	4.44	0:30:40	1,381.39	1,381.39	3.03
0:02:50	5,855.46	121.99	34.50	0:09:45	5,778.70	240.78	17.27	0:16:45	5,831.13	485.93	8.66	0:23:45	5,811.42	968.57	4.39	0:30:45	1,422.50	1,422.50	2.95
0:02:55	5,691.25	118.57	34.52	0:09:50	5,908.73	246.20	17.25	0:16:50	5,838.47	486.54	8.64	0:23:50	5,687.48	947.91	4.44	0:30:50	1,446.41	1,446.41	2.90
				0:09:55	5,745.15	239.38	17.30	0:16:55	5,709.29	475.77	8.65	0:23:55	5,551.79	925.30	4.44	0:30:55	1,423.34	1,423.34	2.93

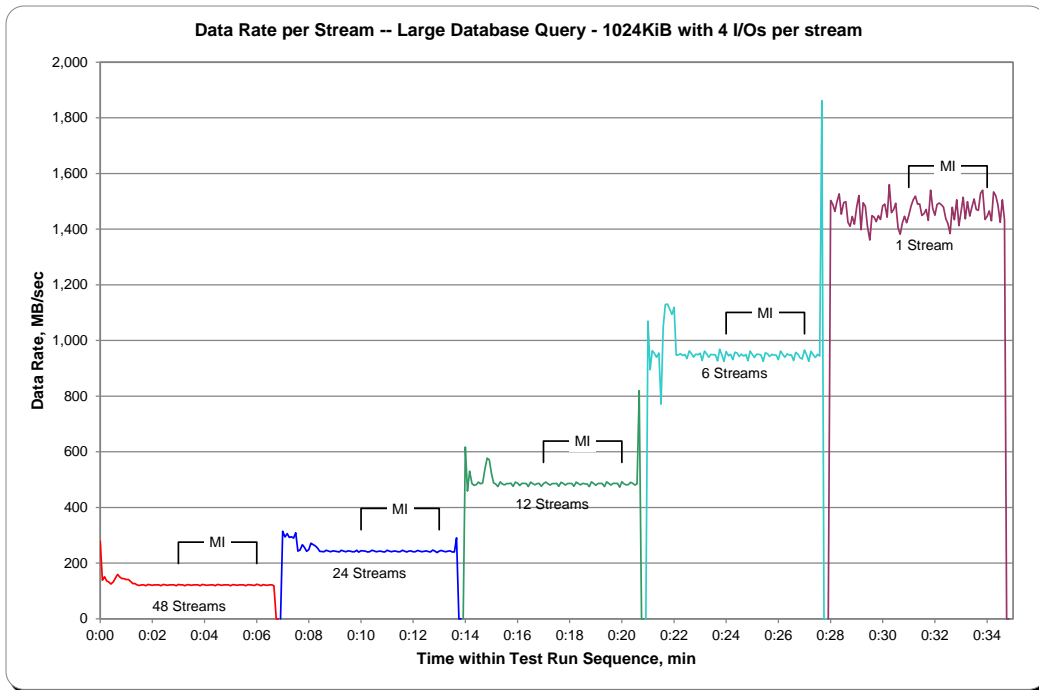
SPC-2 “Large Database Query/1024 KiB Transfer Size/4 Outstanding I/Os” Average Data Rate Graph – Complete Test Run



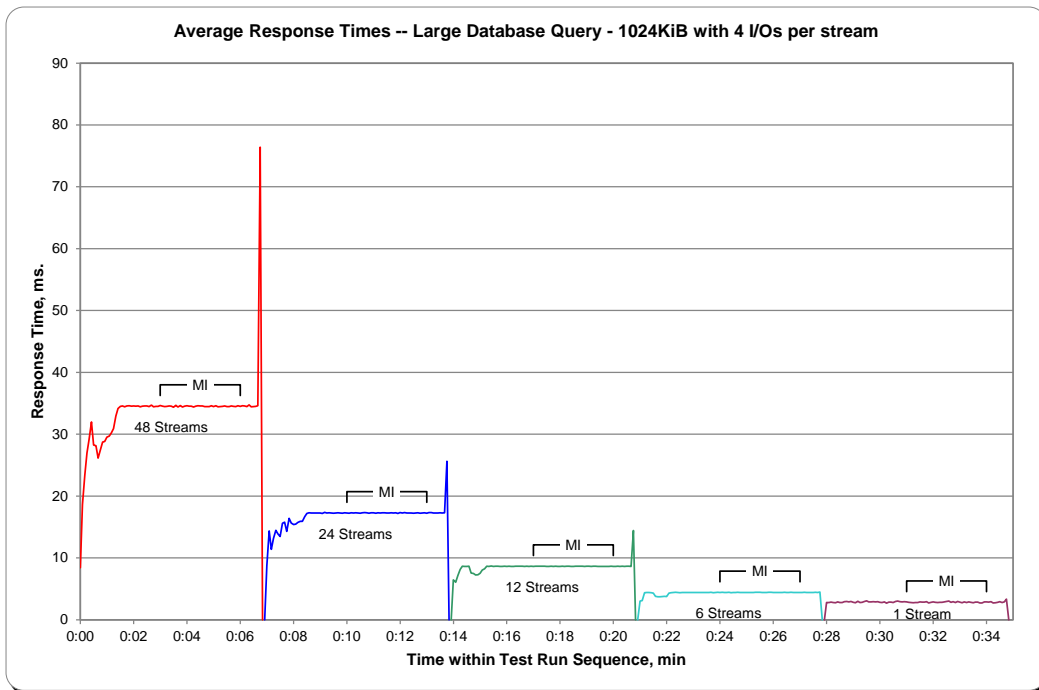
SPC-2 “Large Database Query/1024 KiB Transfer Size/4 Outstanding I/Os” Average Data Rate Graph – Measurement Interval (MI) Only



SPC-2 “Large Database Query/1024 KiB Transfer Size/4 Outstanding I/Os” Average Data Rate per Stream Graph



SPC-2 “Large Database Query/1024 KiB Transfer Size/4 Outstanding I/Os” Average Response Time Graph



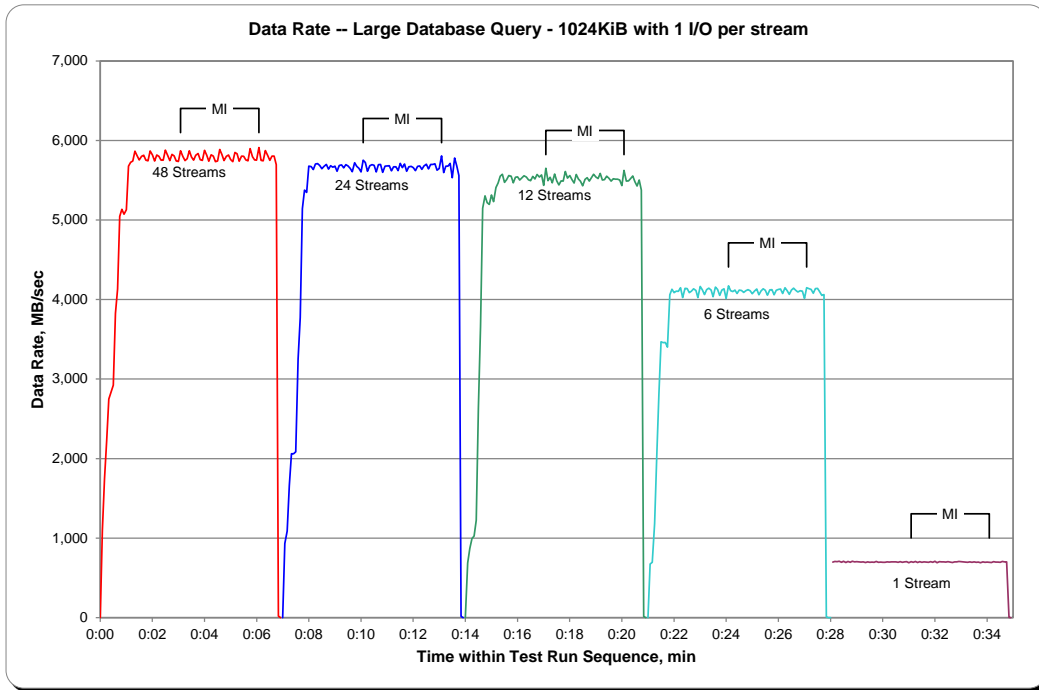
SPC-2 “Large Database Query/1024 KiB Transfer Size/1 Outstanding I/O” Test Run Data – Ramp-Up Period

TR6	48 Streams			TR7	24 Streams			TR8	12 Streams			TR9	6 Streams			TR10	1 Stream		
Test Run Sequence Time	Data Rate, MB/sec	Data Rate / Stream, MB/sec	Response Time, ms	Test Run Sequence Time	Data Rate, MB/sec	Data Rate / Stream, MB/sec	Response Time, ms	Test Run Sequence Time	Data Rate, MB/sec	Data Rate / Stream, MB/sec	Response Time, ms	Test Run Sequence Time	Data Rate, MB/sec	Data Rate / Stream, MB/sec	Response Time, ms	Test Run Sequence Time	Data Rate, MB/sec	Data Rate / Stream, MB/sec	Response Time, ms
0:00:00	0.00	0.00	0.00	0:07:00	0.00	0.00	0.00	0:14:00	0.00	0.00	0.00	0:21:00	0.00	0.00	0.00	0:28:05	698.98	698.98	1.50
0:00:05	1,101.21	220.24	3.17	0:07:05	933.02	466.51	1.77	0:14:05	688.29	688.29	1.52	0:21:05	674.86	674.86	1.55	0:28:10	706.11	706.11	1.48
0:00:10	1,748.40	145.70	5.45	0:07:10	1,088.63	272.16	3.22	0:14:10	869.90	434.95	1.79	0:21:10	696.67	696.67	1.50	0:28:15	703.38	703.38	1.49
0:00:15	2,222.98	130.76	6.97	0:07:15	1,659.69	237.10	3.37	0:14:15	993.84	496.92	2.12	0:21:15	1,181.33	590.66	1.51	0:28:20	710.31	710.31	1.47
0:00:20	2,748.53	152.70	6.72	0:07:20	2,060.24	294.32	3.54	0:14:20	1,025.93	512.96	2.03	0:21:20	2,028.99	507.25	1.53	0:28:25	696.88	696.88	1.50
0:00:25	2,830.95	149.00	6.89	0:07:25	2,061.29	257.66	3.60	0:14:25	1,223.69	305.92	2.08	0:21:25	2,807.46	561.49	1.51	0:28:30	710.31	710.31	1.47
0:00:30	2,923.22	132.87	7.42	0:07:30	2,084.36	231.60	4.04	0:14:30	2,636.33	376.62	2.16	0:21:30	3,468.90	693.78	1.51	0:28:35	693.32	693.32	1.51
0:00:35	3,824.79	141.66	7.06	0:07:35	3,251.01	232.21	4.01	0:14:35	3,658.27	365.83	2.16	0:21:35	3,457.99	691.60	1.52	0:28:40	706.53	706.53	1.48
0:00:40	4,132.23	125.22	7.75	0:07:40	3,772.78	235.80	4.29	0:14:40	5,146.41	467.86	2.22	0:21:40	3,461.14	692.23	1.52	0:28:45	696.25	696.25	1.50
0:00:45	5,046.59	132.80	7.56	0:07:45	5,143.27	244.92	4.07	0:14:45	5,303.07	482.10	2.18	0:21:45	3,400.32	680.06	1.52	0:28:50	708.00	708.00	1.48
0:00:50	5,134.67	135.12	7.78	0:07:50	5,374.58	255.93	4.11	0:14:50	5,217.92	474.36	2.21	0:21:50	4,060.51	676.75	1.53	0:28:55	700.24	700.24	1.50
0:00:55	5,073.22	130.08	7.83	0:07:55	5,345.85	242.99	4.14	0:14:55	5,195.90	472.35	2.20	0:21:55	4,130.13	688.36	1.52	0:29:00	702.55	702.55	1.49
0:01:00	5,127.54	125.06	8.03	0:08:00	5,676.78	246.82	4.11	0:15:00	5,314.18	483.11	2.17	0:22:00	4,085.46	680.91	1.53	0:29:05	702.34	702.34	1.49
0:01:05	5,676.57	135.16	7.71	0:08:05	5,672.38	246.63	4.26	0:15:05	5,230.72	475.52	2.21	0:22:05	4,105.80	684.30	1.53	0:29:10	698.14	698.14	1.50
0:01:10	5,725.22	133.14	7.76	0:08:10	5,633.37	244.93	4.25	0:15:10	5,407.72	450.64	2.20	0:22:10	4,103.29	683.88	1.54	0:29:15	700.24	700.24	1.50
0:01:15	5,740.53	133.50	7.80	0:08:15	5,704.25	237.68	4.24	0:15:15	5,465.18	455.43	2.28	0:22:15	4,147.96	691.33	1.52	0:29:20	693.32	693.32	1.51
0:01:20	5,865.94	124.81	8.23	0:08:20	5,710.13	237.92	4.42	0:15:20	5,550.74	462.56	2.27	0:22:20	4,024.22	670.70	1.53	0:29:25	702.34	702.34	1.49
0:01:25	5,807.43	120.99	8.53	0:08:25	5,683.91	236.83	4.44	0:15:25	5,575.28	464.61	2.26	0:22:25	4,140.41	690.07	1.54	0:29:30	695.21	695.21	1.51
0:01:30	5,754.79	119.89	8.70	0:08:30	5,644.69	235.20	4.42	0:15:30	5,472.52	456.04	2.28	0:22:30	4,138.52	689.75	1.52	0:29:35	699.61	699.61	1.50
0:01:35	5,800.30	120.84	8.69	0:08:35	5,673.01	236.38	4.45	0:15:35	5,506.49	458.87	2.29	0:22:35	4,086.30	681.05	1.53	0:29:40	695.21	695.21	1.51
0:01:40	5,812.68	121.10	8.71	0:08:40	5,697.12	237.38	4.43	0:15:40	5,558.50	463.21	2.27	0:22:40	4,106.01	684.34	1.53	0:29:45	705.27	705.27	1.48
0:01:45	5,751.86	119.83	8.65	0:08:45	5,639.45	234.98	4.42	0:15:45	5,551.16	462.60	2.27	0:22:45	4,135.16	689.19	1.52	0:29:50	695.42	695.42	1.51
0:01:50	5,743.26	119.65	8.70	0:08:50	5,680.98	236.71	4.44	0:15:50	5,466.02	455.50	2.28	0:22:50	4,112.31	685.38	1.53	0:29:55	697.09	697.09	1.50
0:01:55	5,868.04	122.25	8.71	0:08:55	5,663.57	235.98	4.46	0:15:55	5,538.16	461.51	2.28	0:22:55	4,023.81	670.63	1.53	0:30:00	695.21	695.21	1.51
0:02:00	5,816.87	121.18	8.68	0:09:00	5,676.99	236.54	4.44	0:16:00	5,543.19	461.93	2.27	0:23:00	4,163.27	693.88	1.53	0:30:05	695.00	695.00	1.51
0:02:05	5,740.74	119.60	8.70	0:09:05	5,613.45	233.89	4.45	0:16:05	5,502.30	458.52	2.27	0:23:05	4,120.48	686.75	1.53	0:30:10	702.34	702.34	1.49
0:02:10	5,816.24	121.17	8.64	0:09:10	5,686.01	236.92	4.44	0:16:10	5,528.93	460.74	2.28	0:23:10	4,060.93	676.82	1.53	0:30:15	698.35	698.35	1.50
0:02:15	5,800.93	120.85	8.73	0:09:15	5,692.30	237.18	4.44	0:16:15	5,555.78	462.98	2.27	0:23:15	4,122.79	687.13	1.53	0:30:20	700.66	700.66	1.49
0:02:20	5,751.86	119.83	8.70	0:09:20	5,655.60	235.65	4.41	0:16:20	5,539.00	461.58	2.28	0:23:20	4,143.13	690.52	1.52	0:30:25	702.34	702.34	1.49
0:02:25	5,751.86	119.83	8.62	0:09:25	5,695.45	237.31	4.43	0:16:25	5,504.19	458.68	2.27	0:23:25	4,119.02	686.50	1.53	0:30:30	702.34	702.34	1.49
0:02:30	5,878.11	122.46	8.72	0:09:30	5,679.72	236.65	4.44	0:16:30	5,494.75	457.90	2.29	0:23:30	4,034.29	672.38	1.53	0:30:35	694.58	694.58	1.51
0:02:35	5,810.16	121.04	8.67	0:09:35	5,649.94	235.41	4.47	0:16:35	5,547.39	462.28	2.27	0:23:35	4,156.76	692.79	1.53	0:30:40	703.59	703.59	1.49
0:02:40	5,746.20	119.71	8.70	0:09:40	5,607.99	233.67	4.45	0:16:40	5,515.93	459.66	2.26	0:23:40	4,127.61	687.94	1.53	0:30:45	695.42	695.42	1.50
0:02:45	5,823.58	121.32	8.66	0:09:45	5,719.98	238.33	4.41	0:16:45	5,571.08	464.26	2.26	0:23:45	4,052.12	675.35	1.54	0:30:50	701.29	701.29	1.49
0:02:50	5,805.55	120.95	8.71	0:09:50	5,674.26	236.43	4.44	0:16:50	5,538.79	461.57	2.28	0:23:50	4,119.23	686.54	1.53	0:30:55	703.80	703.80	1.49
0:02:55	5,742.00	119.63	8.71	0:09:55	5,648.89	235.37	4.42	0:16:55	5,566.89	463.91	2.27	0:23:55	4,133.70	688.95	1.52	0:31:00	690.59	690.59	1.51
0:03:00	5,736.55	119.51	8.67	0:10:00	5,603.17	233.47	4.44	0:17:00	5,433.93	452.83	2.27	0:24:00	4,013.74	668.96	1.54				

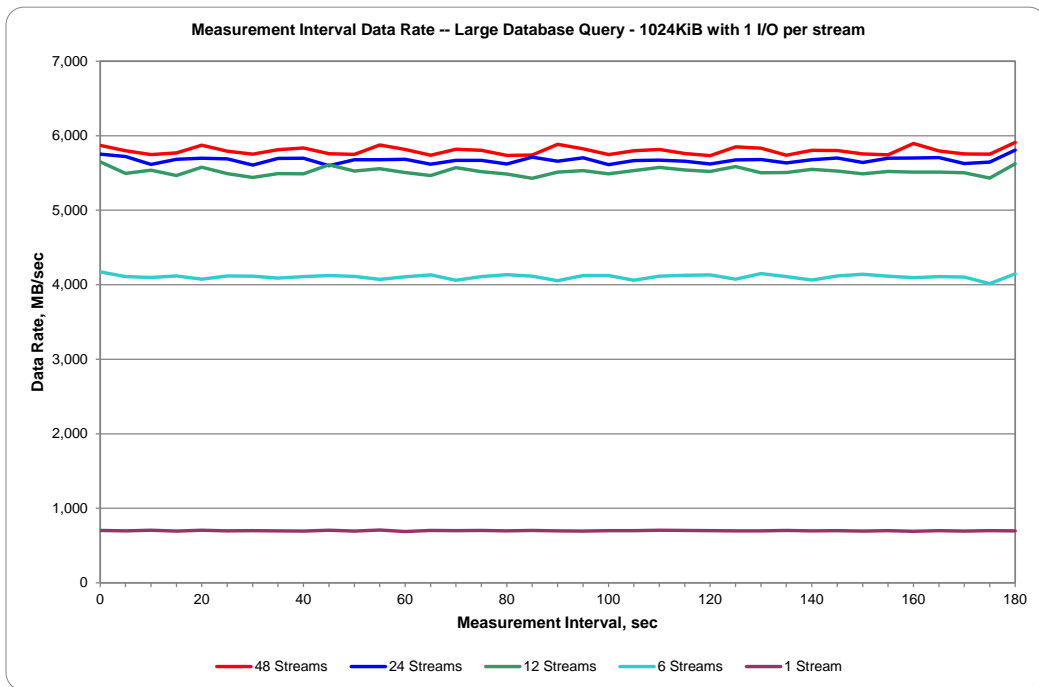
**SPC-2 “Large Database Query/1024 KiB Transfer Size/1 Outstanding I/O” Test Run Data
 Measurement Interval, Run-Out, and Ramp-Down Periods**

TR6	48 Streams			TR7	24 Streams			TR8	12 Streams			TR9	6 Streams			TR10	1 Stream		
Test Run Sequence Time	Data Rate, MB/sec	Data Rate / Stream, MB/sec	Response Time, ms	Test Run Sequence Time	Data Rate, MB/sec	Data Rate / Stream, MB/sec	Response Time, ms	Test Run Sequence Time	Data Rate, MB/sec	Data Rate / Stream, MB/sec	Response Time, ms	Test Run Sequence Time	Data Rate, MB/sec	Data Rate / Stream, MB/sec	Response Time, ms	Test Run Sequence Time	Data Rate, MB/sec	Data Rate / Stream, MB/sec	Response Time, ms
0:03:05	5,869.72	122.29	8.69	0:10:05	5,751.02	239.63	4.44	0:17:05	5,649.52	470.79	2.26	0:24:05	4,172.91	695.49	1.52	0:31:05	703.59	703.59	1.49
0:03:10	5,796.95	120.77	8.70	0:10:10	5,721.66	238.40	4.41	0:17:10	5,495.38	457.95	2.29	0:24:10	4,110.42	685.07	1.53	0:31:10	696.04	696.04	1.50
0:03:15	5,746.62	119.72	8.70	0:10:15	5,613.66	233.90	4.44	0:17:15	5,537.11	461.43	2.28	0:24:15	4,099.30	683.22	1.54	0:31:15	705.27	705.27	1.48
0:03:20	5,770.94	120.23	8.63	0:10:20	5,682.86	236.79	4.44	0:17:20	5,466.23	455.52	2.28	0:24:20	4,119.02	686.50	1.53	0:31:20	694.16	694.16	1.51
0:03:25	5,871.40	122.32	8.69	0:10:25	5,696.91	237.37	4.43	0:17:25	5,577.80	464.82	2.26	0:24:25	4,075.61	679.27	1.53	0:31:25	704.64	704.64	1.49
0:03:30	5,792.75	120.68	8.72	0:10:30	5,688.52	237.02	4.43	0:17:30	5,492.23	457.69	2.30	0:24:30	4,118.60	686.43	1.53	0:31:30	696.67	696.67	1.50
0:03:35	5,752.49	119.84	8.68	0:10:35	5,605.48	233.56	4.45	0:17:35	5,440.85	453.40	2.29	0:24:35	4,114.40	685.73	1.53	0:31:35	700.66	700.66	1.49
0:03:40	5,813.93	121.12	8.69	0:10:40	5,695.45	237.31	4.43	0:17:40	5,491.60	457.63	2.30	0:24:40	4,089.45	681.57	1.52	0:31:40	698.35	698.35	1.50
0:03:45	5,835.54	121.57	8.66	0:10:45	5,697.96	237.42	4.43	0:17:45	5,487.41	457.28	2.30	0:24:45	4,110.21	685.03	1.53	0:31:45	694.37	694.37	1.51
0:03:50	5,757.52	119.95	8.63	0:10:50	5,598.35	233.26	4.46	0:17:50	5,609.67	467.47	2.25	0:24:50	4,125.10	687.52	1.53	0:31:50	704.85	704.85	1.49
0:03:55	5,749.34	119.78	8.72	0:10:55	5,676.99	236.54	4.44	0:17:55	5,525.16	460.43	2.26	0:24:55	4,111.47	685.24	1.53	0:31:55	694.58	694.58	1.51
0:04:00	5,876.43	122.43	8.67	0:11:00	5,678.46	236.60	4.44	0:18:00	5,558.50	463.21	2.27	0:25:00	4,072.04	678.67	1.53	0:32:00	710.31	710.31	1.47
0:04:05	5,815.40	121.15	8.68	0:11:05	5,682.86	236.79	4.44	0:18:05	5,506.49	458.87	2.29	0:25:05	4,107.90	684.65	1.53	0:32:05	689.33	689.33	1.52
0:04:10	5,738.23	119.55	8.68	0:11:10	5,616.59	234.02	4.44	0:18:10	5,464.55	455.38	2.28	0:25:10	4,133.07	688.84	1.52	0:32:10	704.43	704.43	1.49
0:04:15	5,818.76	121.22	8.70	0:11:15	5,669.02	236.21	4.45	0:18:15	5,573.18	464.43	2.26	0:25:15	4,060.30	676.72	1.53	0:32:15	699.82	699.82	1.50
0:04:20	5,802.61	120.89	8.71	0:11:20	5,667.97	236.17	4.44	0:18:20	5,516.35	459.70	2.28	0:25:20	4,108.53	684.76	1.53	0:32:20	701.92	701.92	1.49
0:04:25	5,733.82	119.45	8.69	0:11:25	5,619.95	234.16	4.45	0:18:25	5,486.15	457.18	2.30	0:25:25	4,133.91	688.98	1.52	0:32:25	697.30	697.30	1.50
0:04:30	5,740.53	119.59	8.71	0:11:30	5,711.17	237.97	4.42	0:18:30	5,428.69	452.39	2.30	0:25:30	4,115.45	685.91	1.53	0:32:30	702.97	702.97	1.49
0:04:35	5,885.45	122.61	8.64	0:11:35	5,658.12	235.75	4.46	0:18:35	5,510.27	459.19	2.29	0:25:35	4,054.42	675.74	1.54	0:32:35	698.77	698.77	1.50
0:04:40	5,824.42	121.34	8.69	0:11:40	5,703.62	237.65	4.42	0:18:40	5,530.61	460.88	2.28	0:25:40	4,122.37	687.06	1.53	0:32:40	693.95	693.95	1.51
0:04:45	5,747.04	119.73	8.66	0:11:45	5,613.24	233.88	4.44	0:18:45	5,489.51	457.46	2.27	0:25:45	4,123.84	687.31	1.53	0:32:45	701.08	701.08	1.49
0:04:50	5,799.67	120.83	8.72	0:11:50	5,667.76	236.16	4.45	0:18:50	5,532.08	461.01	2.28	0:25:50	4,059.67	676.61	1.54	0:32:50	700.66	700.66	1.49
0:04:55	5,816.24	121.17	8.67	0:11:55	5,672.80	236.37	4.45	0:18:55	5,574.23	464.52	2.26	0:25:55	4,115.24	685.87	1.53	0:32:55	706.32	706.32	1.48
0:05:00	5,760.25	120.01	8.66	0:12:00	5,658.33	235.76	4.41	0:19:00	5,538.79	461.57	2.28	0:26:00	4,127.20	687.87	1.53	0:33:00	703.59	703.59	1.49
0:05:05	5,732.36	119.42	8.71	0:12:05	5,619.95	234.16	4.49	0:19:05	5,521.17	460.10	2.26	0:26:05	4,133.07	688.84	1.52	0:33:05	700.87	700.87	1.49
0:05:10	5,849.59	121.87	8.73	0:12:10	5,673.64	236.40	4.44	0:19:10	5,584.93	465.41	2.26	0:26:10	4,075.19	679.20	1.53	0:33:10	697.09	697.09	1.50
0:05:15	5,832.60	121.51	8.65	0:12:15	5,679.30	236.64	4.45	0:19:15	5,502.09	458.51	2.29	0:26:15	4,149.42	691.57	1.52	0:33:15	696.67	696.67	1.50
0:05:20	5,739.28	119.57	8.70	0:12:20	5,635.89	234.83	4.43	0:19:20	5,506.70	458.89	2.26	0:26:20	4,110.84	685.14	1.53	0:33:20	701.92	701.92	1.49
0:05:25	5,803.87	120.91	8.69	0:12:25	5,679.09	236.63	4.44	0:19:25	5,549.48	462.46	2.27	0:26:25	4,064.07	677.35	1.53	0:33:25	696.46	696.46	1.50
0:05:30	5,800.72	120.85	8.68	0:12:30	5,701.53	237.56	4.43	0:19:30	5,525.79	460.48	2.28	0:26:30	4,119.44	686.57	1.53	0:33:30	701.29	701.29	1.49
0:05:35	5,754.38	119.88	8.69	0:12:35	5,641.97	235.08	4.42	0:19:35	5,489.51	457.46	2.30	0:26:35	4,141.67	690.28	1.52	0:33:35	695.21	695.21	1.51
0:05:40	5,745.15	119.69	8.68	0:12:40	5,698.17	237.42	4.43	0:19:40	5,519.07	459.92	2.26	0:26:40	4,114.61	685.77	1.53	0:33:40	699.40	699.40	1.50
0:05:45	5,896.77	122.85	8.68	0:12:45	5,699.43	237.48	4.43	0:19:45	5,512.78	459.40	2.29	0:26:45	4,093.85	682.31	1.52	0:33:45	691.64	691.64	1.51
0:05:50	5,794.43	120.72	8.69	0:12:50	5,705.09	237.71	4.42	0:19:50	5,512.36	459.36	2.29	0:26:50	4,109.58	684.93	1.53	0:33:50	700.87	700.87	1.49
0:05:55	5,755.84	119.91	8.69	0:12:55	5,627.08	234.46	4.44	0:19:55	5,502.72	458.56	2.29	0:26:55	4,104.13	684.02	1.54	0:33:55	694.37	694.37	1.51
0:06:00	5,751.44	119.82	8.63	0:13:00	5,645.95	235.25	4.40	0:20:00	5,431.41	452.62	2.26	0:27:00	4,014.58	669.10	1.53	0:34:00	698.98	698.98	1.49
0:06:05	5,909.98	123.12	8.66	0:13:05	5,807.01	241.96	4.42	0:20:05	5,623.09	468.59	2.27	0:27:05	4,147.54	691.26	1.53	0:34:05	696.04	696.04	1.51
0:06:10	5,749.34	119.78	8.71	0:13:10	5,597.09	233.21	4.46	0:20:10	5,487.41	457.28	2.30	0:27:10	4,137.26	689.54	1.52	0:34:10	692.06	692.06	1.51
0:06:15	5,744.94	119.69	8.65	0:13:15	5,676.78	236.53	4.44	0:20:15	5,491.39	457.62	2.30	0:27:15	4,127.82	687.97	1.53	0:34:15	703.59	703.59	1.49
0:06:20	5,873.91	122.37	8.73	0:13:20	5,675.73	236.49	4.44	0:20:20	5,520.54	460.05	2.26	0:27:20	4,078.96	679.83	1.53	0:34:20	699.61	699.61	1.50
0:06:25	5,810.37	121.05	8.66	0:13:25	5,712.22	238.01	4.41	0:20:25	5,552.21	462.68	2.27	0:27:25	4,136.21	689.37	1.52	0:34:25	699.61	699.61	1.50
0:06:30	5,748.50	119.76	8.70	0:13:30	5,532.08	230.50	4.46	0:20:30	5,480.07	456.67	2.30	0:27:30	4,138.94	689.82	1.52	0:34:30	695.42	695.42	1.51
0:06:35	5,803.66	120.91	8.68	0:13:35	5,778.70	240.78	4.41	0:20:35	5,427.85	452.32	2.30	0:27:35	4,096.58	682.76	1.54	0:34:35	706.32	706.32	1.48
0:06:40	5,804.08	120.92	8.70	0:13:40	5,678.88	236.62	4.44	0:20:40	5,502.30	458.52	2.29	0:27:40	4,051.07	675.18	1.54	0:34:40	700.66	700.66	1.49
0:06:45	5,694.82	237.28	8.66	0:13:45	5,558.71	463.23	4.44	0:20:45	5,375.00	895.83	2.30	0:27:45	4,062.81	1,354.27	1.52	0:34:45	700.45	700.45	1.49
0:06:50	19.92	0.00	29.85	0:13:50	15.52	0.00	6.19	0:20:50	12.79	0.00	2.15	0:27:50	8.60	0.00	1.42	0:34:50	2.73	0.00	1.43
0:06:55	0.00	0.00	0.00	0:13:55	0.00	0.00	0.00	0:20:55	0.00	0.00	0.00	0:27:55	0.00	0.00	0.00	0:34:55	0.00	0.00	0.00
												0:28:00	0.00	0.00	0.00				

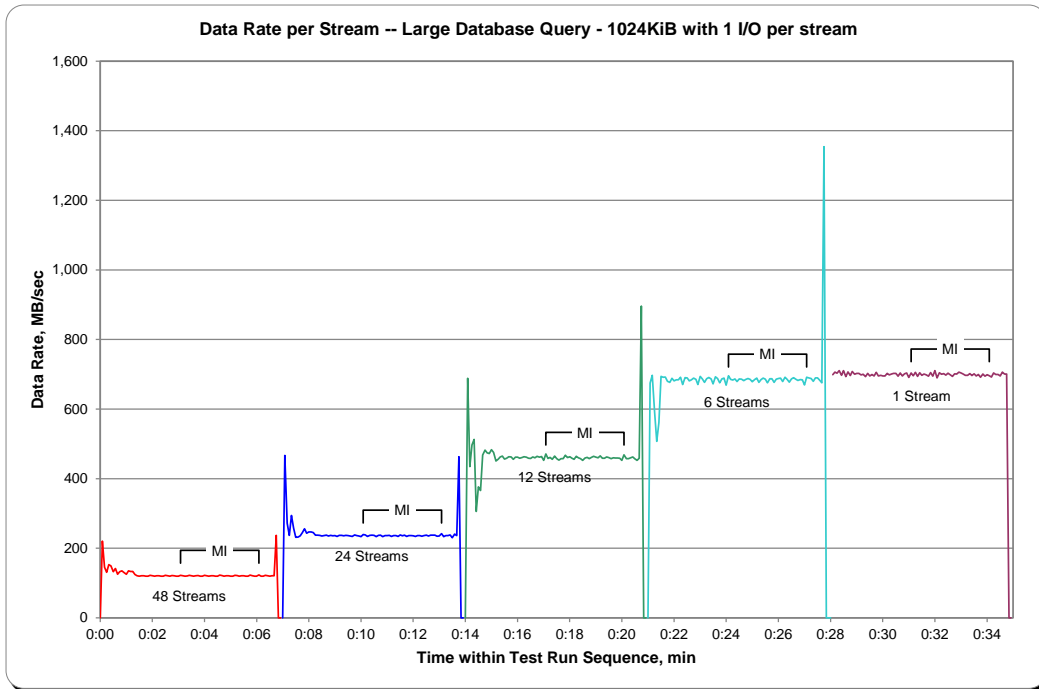
SPC-2 “Large Database Query/1024 KiB Transfer Size/1 Outstanding I/O” Average Data Rate Graph – Complete Test Run



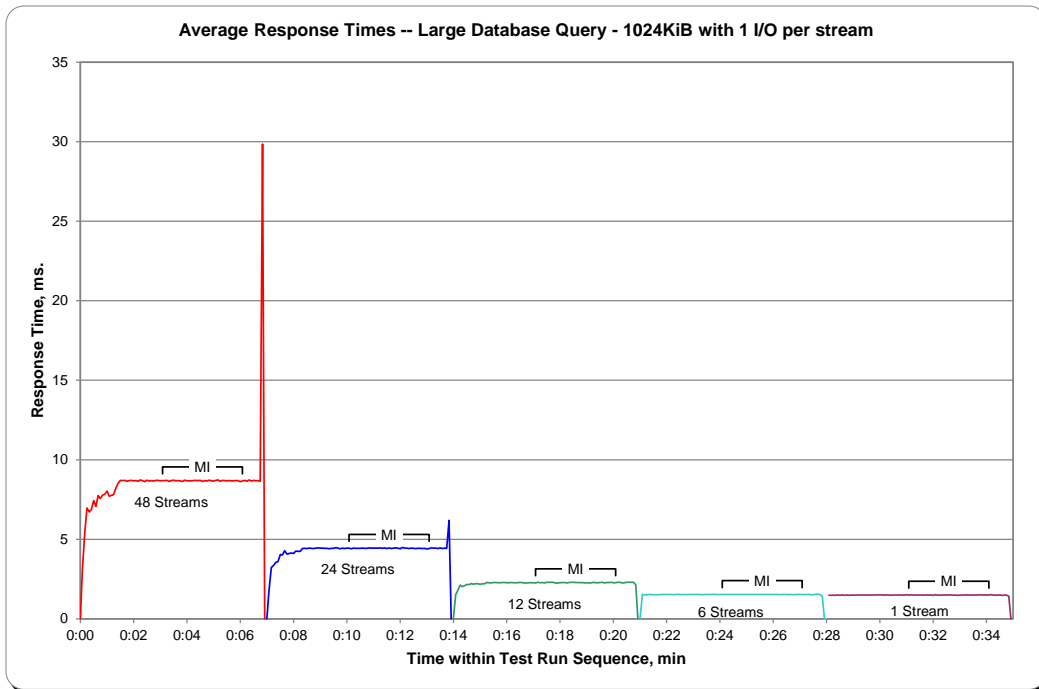
SPC-2 “Large Database Query/1024 KiB Transfer Size/1 Outstanding I/O” Average Data Rate Graph – Measurement Interval (MI) Only



SPC-2 “Large Database Query/1024 KiB Transfer Size/1 Outstanding I/O” Average Data Rate per Stream Graph



SPC-2 “Large Database Query/1024 KiB Transfer Size/1 Outstanding I/O” Average Response Time Graph



Large Database Query Test – 64 KiB TRANSFER SIZE Test Phase

Clause 10.6.9.2.2

5. *A table that will contain the following information for each "64 KiB Transfer Size, 4 Outstanding I/Os" Test Run:*
 - *The number of Streams specified.*
 - *The Average Data Rate, Average Data Rate per Stream, and Average Response Time reported at five second intervals.*
6. *Average Data Rate by Intervals, Average Data Rate per Stream by Intervals, and Average Response Time by Intervals graphs for the "64 KiB Transfer Size, 4 Outstanding I/Os" Test Runs as specified in Clauses 10.1.4 – 10.1.6.*
7. *A table that will contain the following information for each "64 KiB Transfer Size, 1 Outstanding I/O" Test Run:*
 - *The number of Streams specified.*
 - *The Average Data Rate, Average Data Rate per Stream, and Average Response Time reported at five second intervals.*
8. *Average Data Rate by Intervals, Average Data Rate per Stream by Intervals, and Average Response Time by Intervals graphs for the "64 KiB Transfer Size, 1 Outstanding I/O" Test Runs as specified in Clauses 10.1.4 – 10.1.6.*

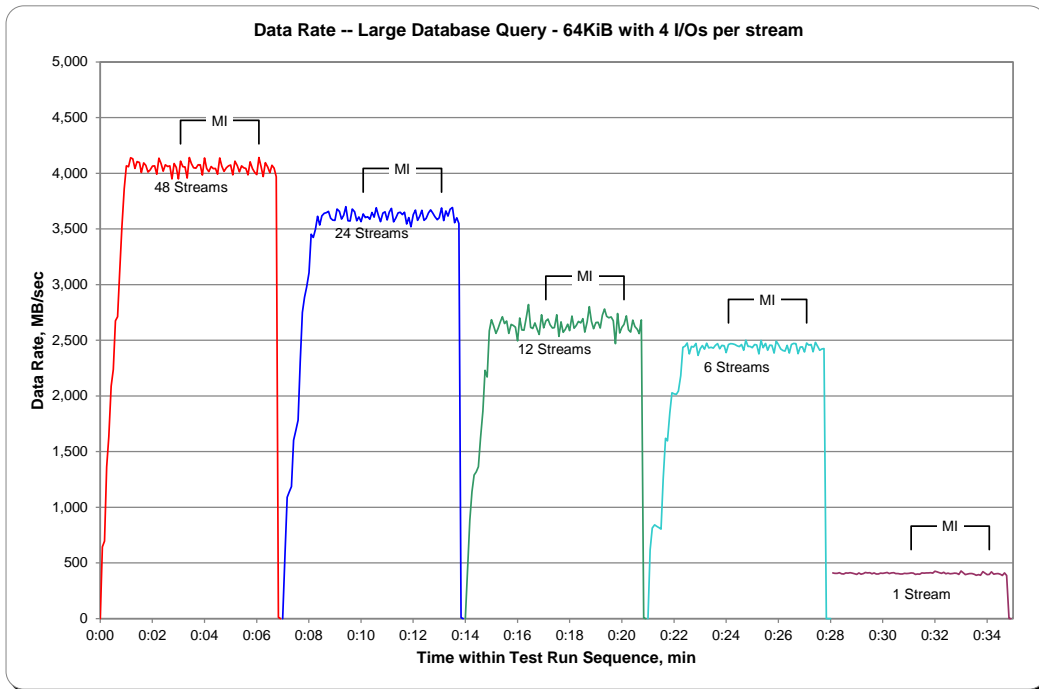
The SPC-2 "Large Database Query/64 KiB TRANSFER SIZE/4 Outstanding I/Os" Test Run data is contained in the table that appears on the next page. That table is followed by graphs illustrating the average Data Rate, average Data Rate per Stream, and average Response Time produced by the same Test Runs. The table and graphs present the data at five-second intervals.

Immediately following the SPC-2 "Large Database Query/64 KiB TRANSFER SIZE/4 Outstanding I/Os" table and graphs will be the SPC-2 "Large Database Query/64 KiB TRANSFER SIZE/1 Outstanding I/O" table and graphs. The table contains the Test Run data and the graphs illustrate the average Data Rate, average Data Rate per Stream, and average Response Time produced by the Test Runs.

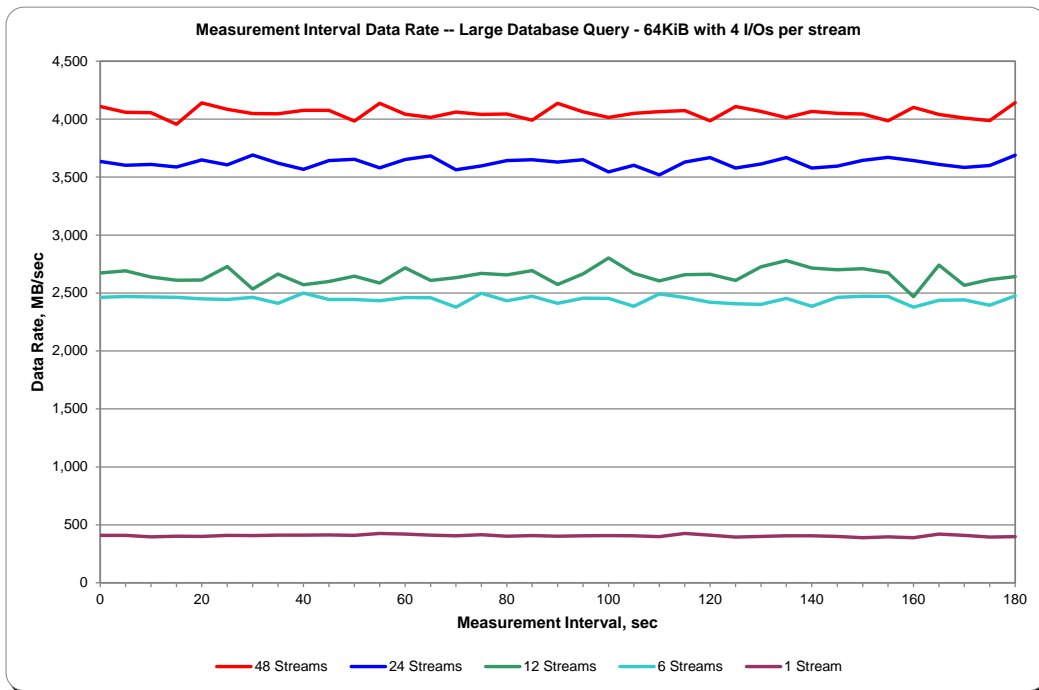
SPC-2 “Large Database Query/64 KiB Transfer Size/4 Outstanding I/Os” Test Run Data – Ramp-Up Period

TR11	48 Streams			TR12	24 Streams			TR13	12 Streams			TR14	6 Streams			TR15	1 Stream		
Test Run Sequence Time	Data Rate, MB/sec	Data Rate / Stream, MB/sec	Response Time, ms	Test Run Sequence Time	Data Rate, MB/sec	Data Rate / Stream, MB/sec	Response Time, ms	Test Run Sequence Time	Data Rate, MB/sec	Data Rate / Stream, MB/sec	Response Time, ms	Test Run Sequence Time	Data Rate, MB/sec	Data Rate / Stream, MB/sec	Response Time, ms	Test Run Sequence Time	Data Rate, MB/sec	Data Rate / Stream, MB/sec	Response Time, ms
0:00:00	0.00	0.00	0.00	0:07:00	0.00	0.00	0.00	0:14:00	0.00	0.00	0.00	0:21:00	0.00	0.00	0.00	0:28:05	409.80	409.80	0.64
0:00:05	644.25	80.53	1.73	0:07:05	585.30	117.06	1.41	0:14:05	462.41	154.14	1.01	0:21:05	616.41	308.20	0.64	0:28:10	407.59	407.59	0.63
0:00:10	697.21	69.72	3.01	0:07:10	1,089.97	181.66	1.34	0:14:10	884.06	221.02	1.06	0:21:10	813.61	406.81	0.64	0:28:15	406.85	406.85	0.64
0:00:15	1,361.88	90.79	2.74	0:07:15	1,140.38	142.55	1.53	0:14:15	1,139.39	227.88	1.05	0:21:15	842.58	421.29	0.62	0:28:20	413.30	413.30	0.63
0:00:20	1,632.58	85.93	2.68	0:07:20	1,185.83	148.23	1.75	0:14:20	1,289.71	257.94	1.01	0:21:20	828.08	414.04	0.63	0:28:25	403.28	403.28	0.65
0:00:25	2,086.88	94.86	2.61	0:07:25	1,601.79	160.18	1.50	0:14:25	1,317.90	263.58	0.99	0:21:25	816.83	408.42	0.64	0:28:30	400.93	400.93	0.65
0:00:30	2,236.83	79.89	2.76	0:07:30	1,693.56	169.36	1.54	0:14:30	1,364.30	272.86	0.95	0:21:30	804.16	402.08	0.64	0:28:35	410.39	410.39	0.63
0:00:35	2,674.83	86.28	2.81	0:07:35	1,782.96	137.15	1.69	0:14:35	1,620.74	231.53	1.06	0:21:35	1,253.24	313.31	0.65	0:28:40	409.49	409.49	0.64
0:00:40	2,711.18	84.72	3.02	0:07:40	2,308.06	144.25	1.64	0:14:40	1,864.15	207.13	1.14	0:21:40	1,619.59	404.90	0.64	0:28:45	412.34	412.34	0.63
0:00:45	3,120.45	82.12	2.89	0:07:45	2,750.26	152.79	1.64	0:14:45	2,229.58	222.96	1.13	0:21:45	1,595.79	398.95	0.65	0:28:50	408.37	408.37	0.64
0:00:50	3,511.15	85.64	2.96	0:07:50	2,887.04	151.95	1.64	0:14:50	2,169.81	197.26	1.22	0:21:50	1,847.38	369.48	0.64	0:28:55	402.75	402.75	0.65
0:00:55	3,861.30	89.80	2.80	0:07:55	2,978.47	148.92	1.67	0:14:55	2,585.21	235.02	1.11	0:21:55	2,028.95	405.79	0.64	0:29:00	398.03	398.03	0.65
0:01:00	4,066.37	92.42	2.79	0:08:00	3,107.18	147.96	1.70	0:15:00	2,684.31	244.03	1.08	0:22:00	2,018.60	403.72	0.64	0:29:05	410.51	410.51	0.63
0:01:05	4,058.46	92.24	2.85	0:08:05	3,453.09	164.43	1.58	0:15:05	2,630.42	239.13	1.08	0:22:05	2,012.43	402.49	0.64	0:29:10	398.90	398.90	0.65
0:01:10	4,139.61	94.08	2.79	0:08:10	3,422.89	162.99	1.61	0:15:10	2,561.20	232.84	1.13	0:22:10	2,044.10	408.82	0.64	0:29:15	405.51	405.51	0.64
0:01:15	4,128.98	91.76	2.82	0:08:15	3,496.14	166.48	1.58	0:15:15	2,606.68	236.97	1.11	0:22:15	2,182.77	363.79	0.63	0:29:20	415.35	415.35	0.63
0:01:20	4,042.83	86.02	3.00	0:08:20	3,613.66	157.12	1.64	0:15:20	2,663.92	221.99	1.16	0:22:20	2,437.19	406.20	0.64	0:29:25	410.20	410.20	0.64
0:01:25	4,104.32	87.33	3.00	0:08:25	3,534.74	147.28	1.67	0:15:25	2,711.98	226.00	1.16	0:22:25	2,446.73	407.79	0.64	0:29:30	412.39	412.39	0.63
0:01:30	4,097.74	85.37	3.07	0:08:30	3,617.38	150.72	1.76	0:15:30	2,650.42	220.87	1.19	0:22:30	2,475.36	412.56	0.63	0:29:35	402.14	402.14	0.65
0:01:35	4,007.43	83.49	3.08	0:08:35	3,639.63	151.65	1.73	0:15:35	2,673.64	222.80	1.18	0:22:35	2,378.42	396.40	0.65	0:29:40	410.12	410.12	0.64
0:01:40	4,094.08	85.29	3.11	0:08:40	3,645.71	151.90	1.71	0:15:40	2,562.13	213.51	1.20	0:22:40	2,445.48	407.58	0.64	0:29:45	401.81	401.81	0.65
0:01:45	4,069.61	84.78	3.10	0:08:45	3,656.87	152.37	1.72	0:15:45	2,641.58	220.13	1.20	0:22:45	2,439.31	406.55	0.64	0:29:50	400.18	400.18	0.65
0:01:50	4,011.20	83.57	3.11	0:08:50	3,595.92	149.83	1.75	0:15:50	2,632.54	219.38	1.19	0:22:50	2,470.70	411.78	0.63	0:29:55	408.72	408.72	0.64
0:01:55	4,029.78	83.95	3.13	0:08:55	3,578.69	149.11	1.74	0:15:55	2,616.73	218.06	1.19	0:22:55	2,365.04	394.17	0.66	0:30:00	406.38	406.38	0.64
0:02:00	4,065.20	84.69	3.10	0:09:00	3,576.32	149.01	1.74	0:16:00	2,494.89	207.91	1.26	0:23:00	2,422.90	403.82	0.65	0:30:05	411.08	411.08	0.63
0:02:05	4,065.85	84.71	3.10	0:09:05	3,678.21	153.26	1.72	0:16:05	2,699.52	224.96	1.17	0:23:05	2,452.18	408.70	0.64	0:30:10	414.38	414.38	0.63
0:02:10	3,992.08	83.17	3.09	0:09:10	3,657.50	152.40	1.73	0:16:10	2,592.59	216.05	1.21	0:23:10	2,419.74	403.29	0.64	0:30:15	405.36	405.36	0.64
0:02:15	4,135.35	86.15	3.08	0:09:15	3,588.71	149.53	1.73	0:16:15	2,589.96	215.83	1.19	0:23:15	2,474.17	412.36	0.63	0:30:20	411.05	411.05	0.63
0:02:20	4,087.83	85.16	3.08	0:09:20	3,623.99	151.00	1.74	0:16:20	2,707.59	225.63	1.17	0:23:20	2,430.76	405.13	0.64	0:30:25	413.08	413.08	0.63
0:02:25	4,018.62	83.72	3.10	0:09:25	3,700.53	154.19	1.70	0:16:25	2,821.78	235.15	1.11	0:23:25	2,437.95	406.32	0.64	0:30:30	404.95	404.95	0.64
0:02:30	4,075.67	84.91	3.09	0:09:30	3,573.90	148.91	1.74	0:16:30	2,615.30	217.94	1.19	0:23:30	2,428.87	404.81	0.64	0:30:35	404.52	404.52	0.64
0:02:35	4,060.76	84.60	3.10	0:09:35	3,571.41	148.81	1.74	0:16:35	2,606.40	217.20	1.21	0:23:35	2,453.69	408.95	0.64	0:30:40	400.87	400.87	0.65
0:02:40	4,066.17	84.71	3.10	0:09:40	3,678.59	153.27	1.72	0:16:40	2,655.27	221.27	1.18	0:23:40	2,470.05	411.67	0.63	0:30:45	400.03	400.03	0.65
0:02:45	3,948.64	82.26	3.12	0:09:45	3,653.18	152.22	1.73	0:16:45	2,597.24	216.44	1.21	0:23:45	2,423.31	403.89	0.65	0:30:50	407.60	407.60	0.64
0:02:50	4,087.06	85.15	3.11	0:09:50	3,573.92	148.91	1.74	0:16:50	2,551.46	212.62	1.21	0:23:50	2,455.11	409.19	0.63	0:30:55	405.68	405.68	0.64
0:02:55	4,053.56	84.45	3.11	0:09:55	3,608.49	150.35	1.75	0:16:55	2,727.88	227.32	1.17	0:23:55	2,450.73	408.46	0.64	0:31:00	405.84	405.84	0.64
0:03:00	3,949.23	82.28	3.12	0:10:00	3,566.06	148.59	1.74	0:17:00	2,611.43	217.62	1.18	0:24:00	2,389.91	398.32	0.64				

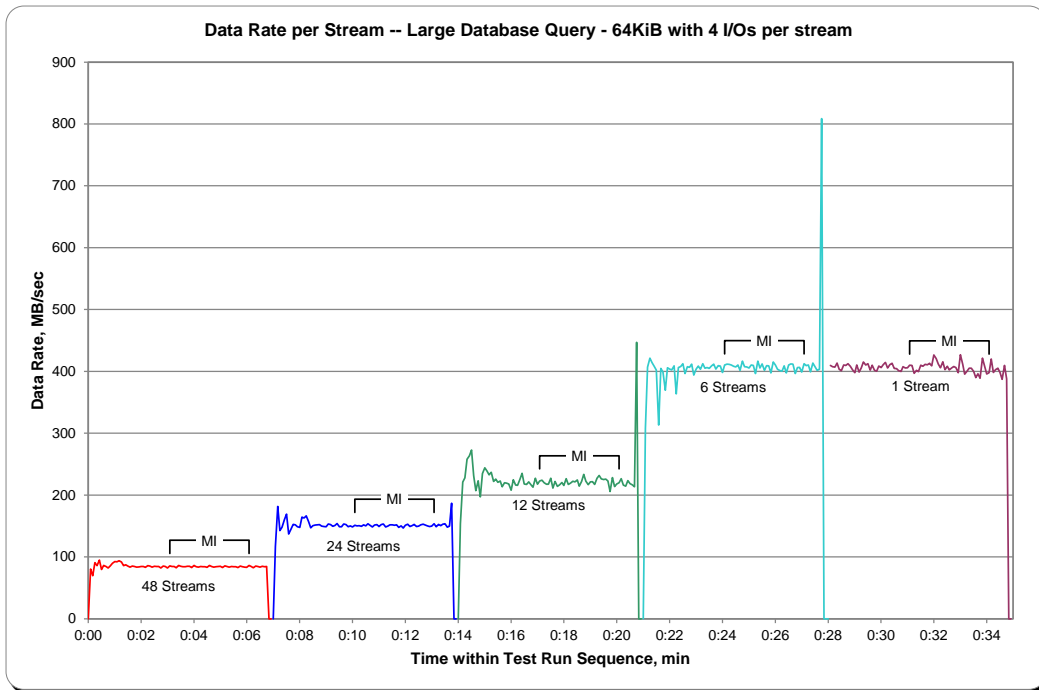
SPC-2 “Large Database Query/64 KiB Transfer Size/4 Outstanding I/Os” Average Data Rate Graph – Complete Test Run



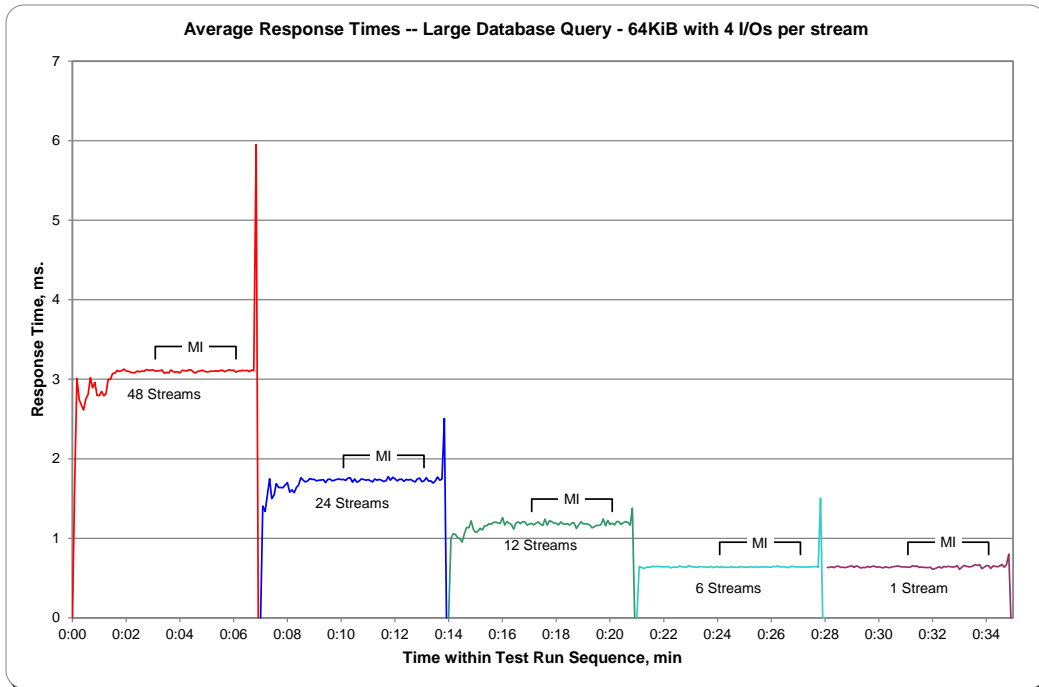
SPC-2 “Large Database Query/64 KiB Transfer Size/4 Outstanding I/Os” Average Data Rate Graph – Measurement Interval (MI) Only



SPC-2 “Large Database Query/64 KiB Transfer Size/4 Outstanding I/Os” Average Data Rate per Stream Graph



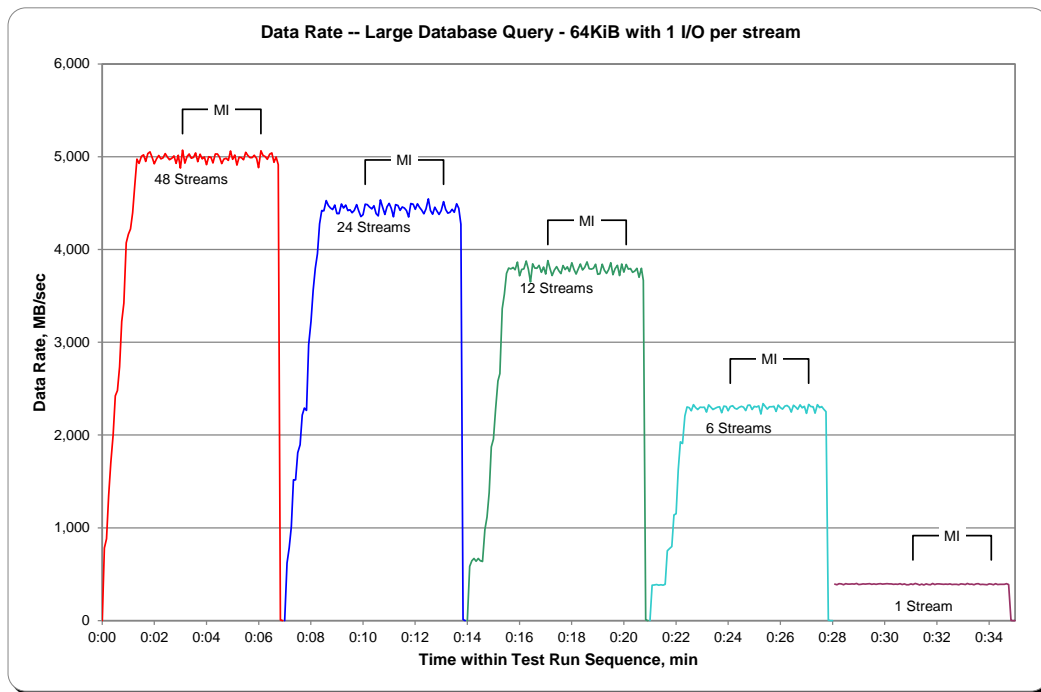
SPC-2 “Large Database Query/64 KiB Transfer Size/4 Outstanding I/Os” Average Response Time Graph



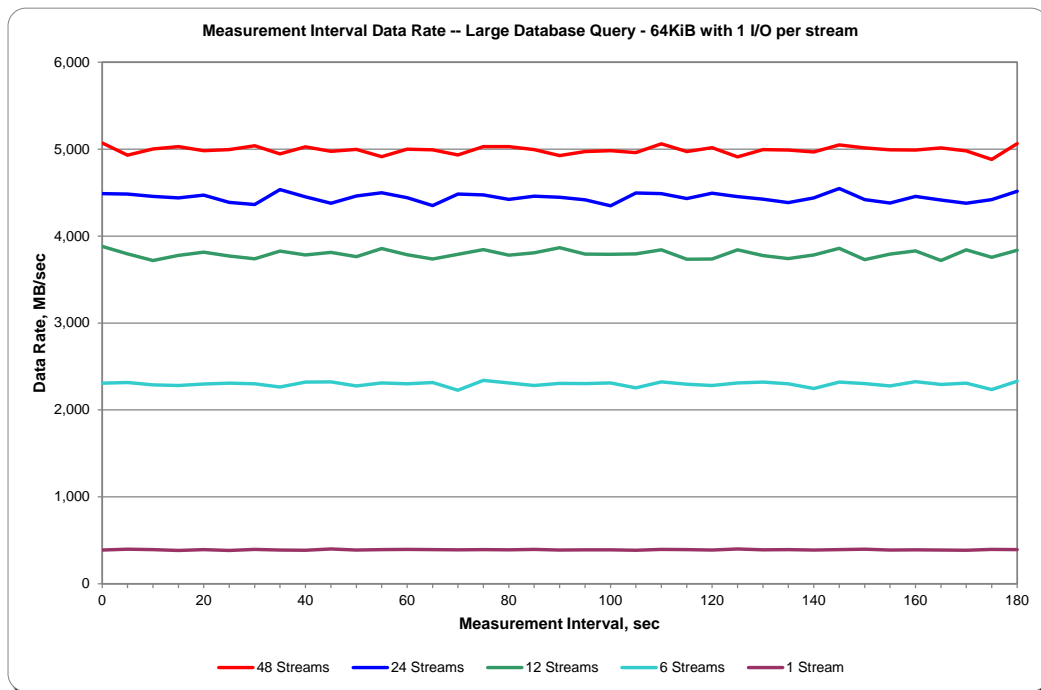
SPC-2 “Large Database Query/64 KiB Transfer Size/1 Outstanding I/O” Test Run Data – Ramp-Up Period

TR16				TR17				TR18				TR19				TR20			
Test Run Sequence	48 Streams		Response Time, ms	Test Run Sequence	24 Streams		Response Time, ms	Test Run Sequence	12 Streams		Response Time, ms	Test Run Sequence	6 Streams		Response Time, ms	Test Run Sequence	1 Stream		
	Data Rate, MB/sec	Data Rate / Stream, MB/sec			Data Rate, MB/sec	Data Rate / Stream, MB/sec			Data Rate, MB/sec	Data Rate / Stream, MB/sec			Data Rate, MB/sec	Data Rate / Stream, MB/sec			Data Rate, MB/sec	Data Rate / Stream, MB/sec	Data Rate, MB/sec
0:00:00	0.00	0.00	0.00	0:07:00	0.00	0.00	0.00	0:14:00	0.00	0.00	0.00	0:21:00	0.00	0.00	0.00	0:28:05	393.55	393.55	0.16
0:00:05	783.48	156.70	0.34	0:07:05	620.72	310.36	0.18	0:14:05	585.73	292.87	0.20	0:21:05	381.16	381.16	0.17	0:28:10	387.29	387.29	0.17
0:00:10	882.10	126.01	0.48	0:07:10	782.04	260.68	0.24	0:14:10	643.70	321.85	0.20	0:21:10	384.94	384.94	0.17	0:28:15	398.12	398.12	0.16
0:00:15	1,348.83	122.62	0.46	0:07:15	1,011.71	168.62	0.30	0:14:15	669.43	334.72	0.19	0:21:15	388.76	388.76	0.17	0:28:20	395.54	395.54	0.16
0:00:20	1,701.67	113.44	0.51	0:07:20	1,518.02	189.75	0.32	0:14:20	640.48	320.24	0.20	0:21:20	381.80	381.80	0.17	0:28:25	387.54	387.54	0.17
0:00:25	2,005.17	117.95	0.55	0:07:25	1,518.40	189.80	0.34	0:14:25	670.51	335.26	0.19	0:21:25	386.28	386.28	0.17	0:28:30	397.87	397.87	0.16
0:00:30	2,421.77	127.46	0.50	0:07:30	1,809.46	201.05	0.32	0:14:30	643.76	321.88	0.20	0:21:30	381.88	381.88	0.17	0:28:35	393.79	393.79	0.16
0:00:35	2,479.82	112.72	0.52	0:07:35	1,895.56	189.56	0.31	0:14:35	637.80	318.90	0.20	0:21:35	390.75	390.75	0.17	0:28:40	394.37	394.37	0.16
0:00:40	2,734.54	109.38	0.58	0:07:40	2,214.36	201.31	0.32	0:14:40	982.04	327.35	0.19	0:21:40	752.13	376.07	0.17	0:28:45	395.67	395.67	0.16
0:00:45	3,223.52	115.13	0.54	0:07:45	2,291.79	190.98	0.33	0:14:45	1,115.64	278.91	0.20	0:21:45	775.59	387.79	0.17	0:28:50	393.61	393.61	0.16
0:00:50	3,422.05	103.70	0.59	0:07:50	2,266.25	161.87	0.35	0:14:50	1,378.81	229.80	0.20	0:21:50	799.13	266.38	0.17	0:28:55	400.19	400.19	0.16
0:00:55	4,072.00	116.34	0.55	0:07:55	2,972.02	185.75	0.33	0:14:55	1,872.59	312.10	0.21	0:21:55	1,140.47	380.16	0.17	0:29:00	389.95	389.95	0.17
0:01:00	4,163.14	115.64	0.55	0:08:00	3,225.41	189.73	0.34	0:15:00	1,956.60	326.10	0.20	0:22:00	1,151.59	383.86	0.17	0:29:05	391.11	391.11	0.17
0:01:05	4,220.89	108.23	0.58	0:08:05	3,559.60	187.35	0.33	0:15:05	2,277.34	284.67	0.21	0:22:05	1,625.78	325.16	0.17	0:29:10	395.92	395.92	0.16
0:01:10	4,395.82	107.22	0.60	0:08:10	3,796.47	189.82	0.34	0:15:10	2,584.53	323.07	0.20	0:22:10	1,927.24	385.45	0.17	0:29:15	392.91	392.91	0.16
0:01:15	4,693.70	109.16	0.58	0:08:15	3,953.09	188.24	0.34	0:15:15	2,661.60	295.73	0.20	0:22:15	1,909.99	382.00	0.17	0:29:20	396.66	396.66	0.16
0:01:20	4,974.17	108.13	0.58	0:08:20	4,276.19	185.92	0.34	0:15:20	3,361.92	305.63	0.20	0:22:20	2,207.11	367.85	0.17	0:29:25	398.48	398.48	0.16
0:01:25	4,927.74	104.85	0.61	0:08:25	4,419.42	184.14	0.34	0:15:25	3,517.92	293.16	0.21	0:22:25	2,303.71	383.95	0.17	0:29:30	392.18	392.18	0.17
0:01:30	5,003.76	104.25	0.62	0:08:30	4,415.85	183.99	0.35	0:15:30	3,741.61	311.80	0.21	0:22:30	2,296.11	382.68	0.17	0:29:35	395.65	395.65	0.16
0:01:35	5,020.80	104.60	0.62	0:08:35	4,526.22	188.59	0.35	0:15:35	3,798.68	316.56	0.21	0:22:35	2,260.71	376.78	0.17	0:29:40	392.21	392.21	0.17
0:01:40	4,949.23	103.11	0.63	0:08:40	4,474.37	186.43	0.35	0:15:40	3,790.19	315.85	0.21	0:22:40	2,328.66	388.11	0.17	0:29:45	395.82	395.82	0.16
0:01:45	5,034.89	104.89	0.62	0:08:45	4,446.50	185.27	0.35	0:15:45	3,805.44	317.12	0.20	0:22:45	2,295.88	382.65	0.17	0:29:50	399.03	399.03	0.16
0:01:50	5,053.50	105.28	0.62	0:08:50	4,430.24	184.59	0.35	0:15:50	3,781.86	315.15	0.20	0:22:50	2,274.52	379.09	0.17	0:29:55	393.66	393.66	0.16
0:01:55	4,993.48	104.03	0.63	0:08:55	4,478.37	186.60	0.35	0:15:55	3,862.95	321.91	0.20	0:22:55	2,299.49	383.25	0.17	0:30:00	395.41	395.41	0.16
0:02:00	4,922.38	102.55	0.63	0:09:00	4,387.37	182.81	0.35	0:16:00	3,717.58	309.80	0.21	0:23:00	2,298.21	383.03	0.17	0:30:05	397.18	397.18	0.16
0:02:05	4,978.38	103.72	0.63	0:09:05	4,386.00	182.75	0.35	0:16:05	3,786.92	315.58	0.20	0:23:05	2,300.10	383.35	0.17	0:30:10	394.99	394.99	0.16
0:02:10	5,012.44	104.43	0.63	0:09:10	4,490.21	187.09	0.35	0:16:10	3,789.81	315.82	0.21	0:23:10	2,247.68	374.61	0.17	0:30:15	394.84	394.84	0.16
0:02:15	4,977.51	103.70	0.62	0:09:15	4,447.64	185.32	0.35	0:16:15	3,875.08	322.92	0.20	0:23:15	2,326.42	387.74	0.17	0:30:20	392.18	392.18	0.17
0:02:20	4,988.03	103.92	0.63	0:09:20	4,478.97	186.62	0.35	0:16:20	3,787.41	315.62	0.21	0:23:20	2,299.95	383.32	0.17	0:30:25	393.01	393.01	0.16
0:02:25	5,032.96	104.85	0.62	0:09:25	4,418.05	184.09	0.35	0:16:25	3,651.06	304.25	0.21	0:23:25	2,275.05	379.18	0.17	0:30:30	392.17	392.17	0.17
0:02:30	4,998.09	104.13	0.63	0:09:30	4,428.39	184.52	0.35	0:16:30	3,844.60	320.38	0.21	0:23:30	2,288.22	381.37	0.17	0:30:35	397.67	397.67	0.16
0:02:35	4,966.67	103.47	0.63	0:09:35	4,397.11	183.21	0.35	0:16:35	3,798.57	316.55	0.21	0:23:35	2,301.48	383.58	0.17	0:30:40	389.01	389.01	0.17
0:02:40	4,982.52	103.80	0.63	0:09:40	4,420.34	184.18	0.35	0:16:40	3,797.43	316.45	0.20	0:23:40	2,305.61	384.27	0.17	0:30:45	395.68	395.68	0.16
0:02:45	5,007.89	104.33	0.63	0:09:45	4,484.17	186.84	0.35	0:16:45	3,828.72	319.06	0.20	0:23:45	2,240.13	373.35	0.17	0:30:50	386.28	386.28	0.17
0:02:50	4,929.02	102.69	0.63	0:09:50	4,413.65	183.90	0.35	0:16:50	3,754.65	312.89	0.21	0:23:50	2,312.91	385.48	0.17	0:30:55	386.28	386.28	0.17
0:02:55	5,014.91	104.48	0.63	0:09:55	4,353.84	181.41	0.36	0:16:55	3,812.16	317.68	0.20	0:23:55	2,308.03	384.67	0.17	0:31:00	396.42	396.42	0.16
0:03:00	4,878.23	101.63	0.63	0:10:00	4,374.30	182.26	0.35	0:17:00	3,734.80	311.23	0.20	0:24:00	2,260.54	376.76	0.17				

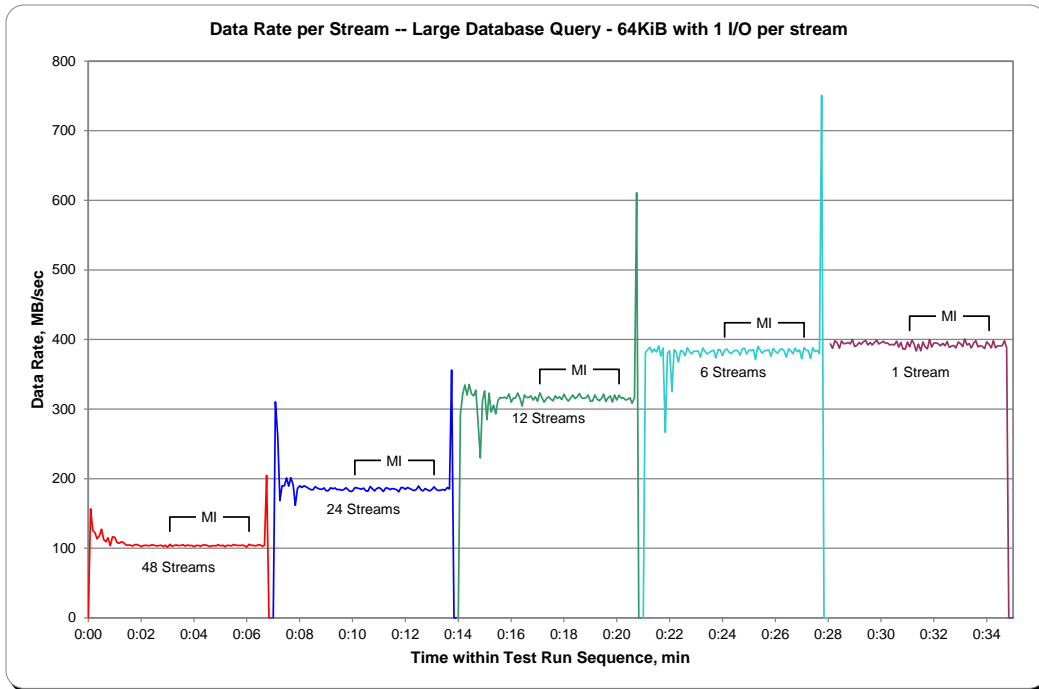
SPC-2 “Large Database Query/64 KiB Transfer Size/1 Outstanding I/O” Average Data Rate Graph – Complete Test Run



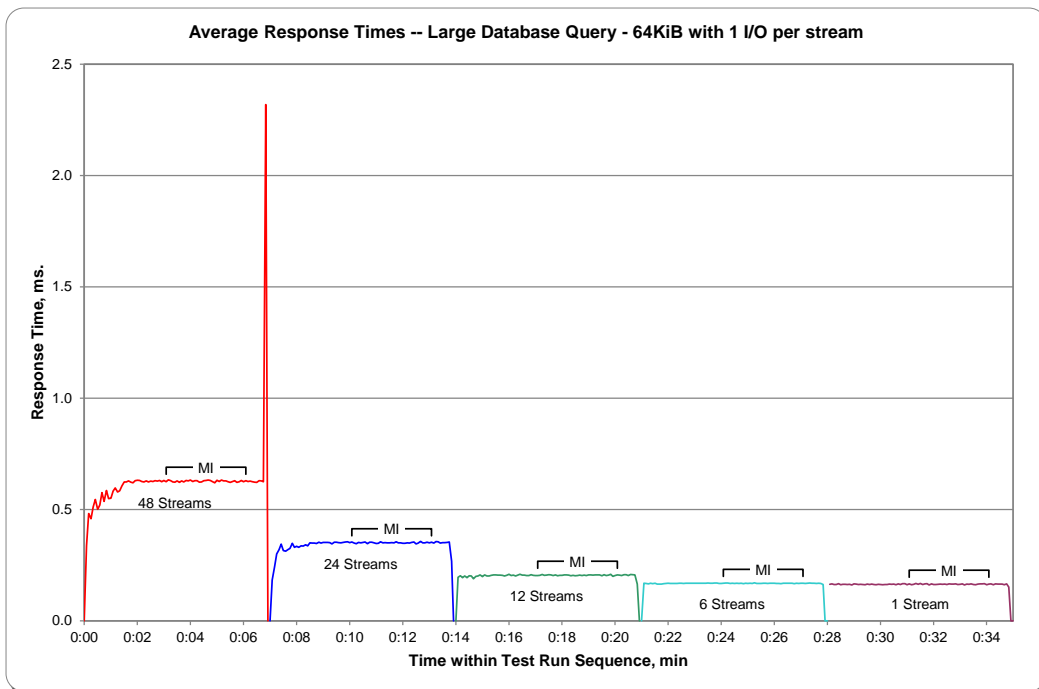
SPC-2 “Large Database Query/64 KiB Transfer Size/1 Outstanding I/O” Average Data Rate Graph – Measurement Interval (MI) Only



SPC-2 “Large Database Query/64 KiB Transfer Size/1 Outstanding I/O” Average Data Rate per Stream Graph



SPC-2 “Large Database Query/64 KiB Transfer Size/1 Outstanding I/O” Average Response Time Graph



Video on Demand Delivery Test

Clause 6.4.5.1

The Video on Demand Delivery Test represents the I/O operations required to enable individualized video entertainment for a community of subscribers, which draw from a digital film library.

Clause 6.4.5.2

The Video on Demand Delivery Test consists of one (1) Test Run.

The BC shall not be restarted or manually disturbed, altered, or adjusted during the execution of the Video on Demand Delivery Test. If power is lost to the BC during this Test all results shall be rendered invalid and the Test re-run in its entirety.

Clause 10.6.9.3

The Full Disclosure Report will contain the following content for the Video on Demand Delivery Test:

- 1. A listing of the SPC-2 Workload Generator commands and parameters used to execute the Test Run in the Video on Demand Delivery Test.*
- 2. The human readable SPC-2 Test Results File for the Test Run in the Video on Demand Delivery Test.*
- 3. A table that contains the following information for the Test Run in the Video on Demand Delivery Test:*
 - The number Streams specified.*
 - The Ramp-Up duration in seconds.*
 - The Measurement Interval duration in seconds.*
 - The average data rate, in MB per second, for the Measurement Interval.*
 - The average data rate, in MB per second, per Stream for the Measurement Interval.*
- 4. A table that contains the following information for the single Video on Demand Delivery Test Run:*
 - The number Streams specified.*
 - The average data rate, average data rate per stream, average Response Time, and Maximum Response Time reported at 60 second intervals.*
- 5. Average Data Rate by Intervals, Average Data Rate per Stream by Intervals, and Average Response Time by Intervals graphs for the single Video on Demand Delivery Test Run as specified in Clause 10.1.8.*
- 6. A Maximum Response Time (intervals) graph as specified in Clause 10.1.8.*

SPC-2 Workload Generator Commands and Parameters

The SPC-2 Workload Generator commands and parameters for the Video on Demand Delivery Test Run are documented in “Appendix E: SPC-2 Workload Generator Execution Commands and Parameters” on Page 106.

SPC-2 Test Results File

A link to the SPC-2 Test Results file generated from the Video on Demand Delivery Test Run is listed below.

[SPC-2 Video on Demand Delivery Test Results File](#)

SPC-2 Video on Demand Delivery Test Run Data

The number of Streams specified, Ramp-Up duration in seconds, Measurement Interval duration in seconds, average Data Rate for the Measurement Interval, and average Data Rate per Stream for the Measurement Interval are listed in the following table.

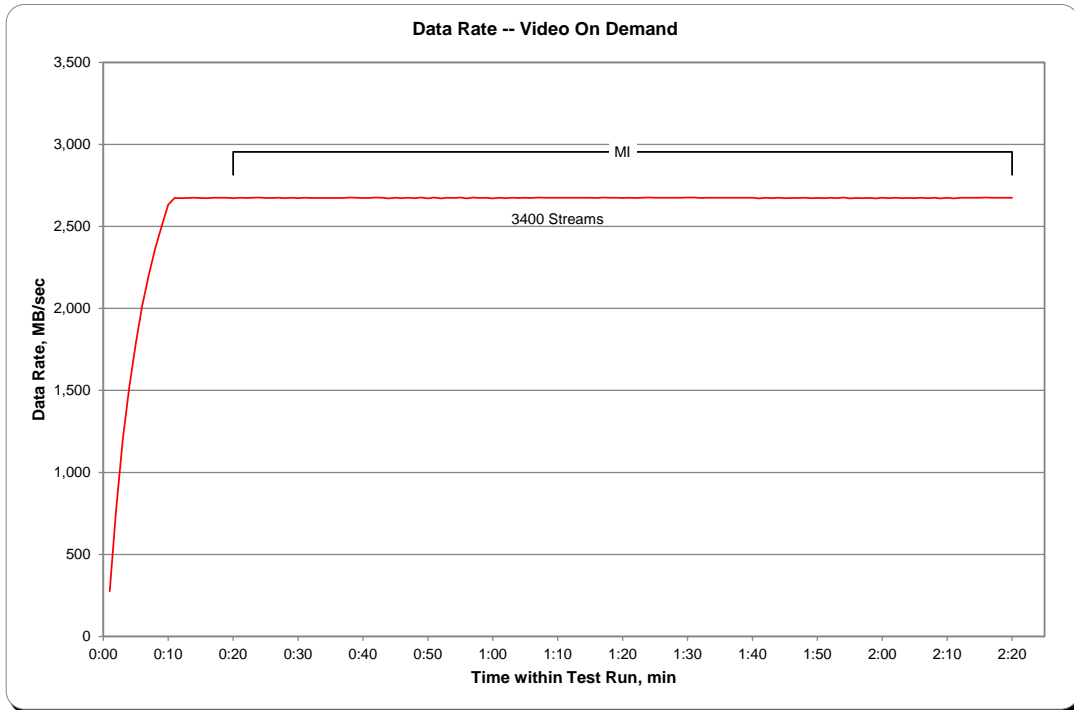
SPC-2-VOD	TR1
Number of Streams	3400
Ramp-up Time, sec	1200
Measurement Interval, sec	7200
Average Data Rate, MB/sec	2,673.89
Per Stream Data Rate, MB/sec	0.79
Average Response Time, ms	17.65
Average Max Response Time, ms	243.87

Video on Demand Delivery Test – TEST RUN DATA BY INTERVAL

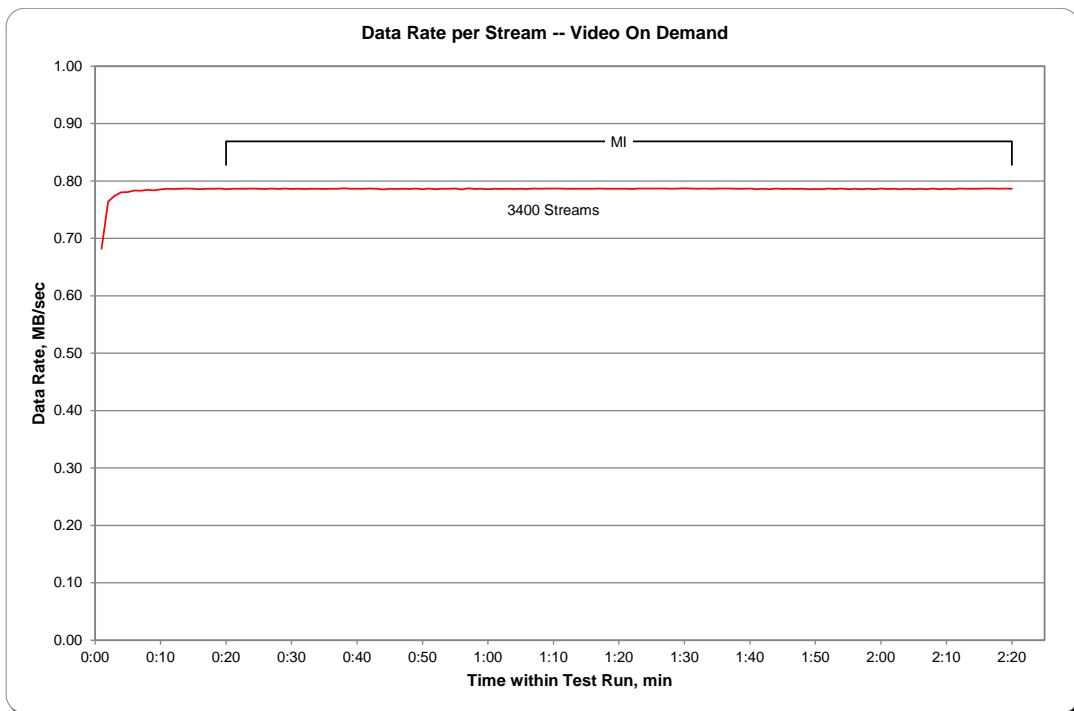
The SPC-2 Video on Demand Delivery Test Run data is contained in the table that appears below. That table is followed by graphs illustrating the average Data Rate and average Data Rate per Stream produced by the same Test Runs. The table and graphs present the data at sixty second intervals.

TR1					TR1					TR1				
Test Run Sequence Time	3400 Streams				Test Run Sequence Time	3400 Streams				Test Run Sequence Time	3400 Streams			
	Data Rate, MB/sec	Data Rate /Stream, MB/sec	Response Time, ms	Maximum Response Time, ms		Data Rate, MB/sec	Data Rate /Stream, MB/sec	Response Time, ms	Maximum Response Time, ms		Data Rate, MB/sec	Data Rate /Stream, MB/sec	Response Time, ms	Maximum Response Time, ms
0:01:00	275.33	0.68	2.65	26.96	0:48:00	2,672.44	0.79	17.60	223.96	1:35:00	2,674.76	0.79	17.61	232.15
0:02:00	771.72	0.76	4.58	34.41	0:49:00	2,675.25	0.79	17.72	234.39	1:36:00	2,674.98	0.79	17.67	226.04
0:03:00	1,198.00	0.77	6.21	50.51	0:50:00	2,670.92	0.79	17.82	234.81	1:37:00	2,674.85	0.79	17.73	242.79
0:04:00	1,514.53	0.78	7.72	70.90	0:51:00	2,675.44	0.79	17.75	253.83	1:38:00	2,674.32	0.79	17.70	233.23
0:05:00	1,785.41	0.78	9.04	88.71	0:52:00	2,670.77	0.79	17.77	239.74	1:39:00	2,674.25	0.79	17.69	247.36
0:06:00	2,015.20	0.78	10.31	114.33	0:53:00	2,674.40	0.79	17.79	252.29	1:40:00	2,674.51	0.79	17.73	233.40
0:07:00	2,197.96	0.78	11.42	127.77	0:54:00	2,673.28	0.79	17.80	238.80	1:41:00	2,670.89	0.79	17.95	253.46
0:08:00	2,365.96	0.78	12.78	159.32	0:55:00	2,675.37	0.79	17.80	237.58	1:42:00	2,673.88	0.79	17.48	255.67
0:09:00	2,499.47	0.78	14.13	187.74	0:56:00	2,670.43	0.79	17.85	237.14	1:43:00	2,671.79	0.79	17.05	205.36
0:10:00	2,633.00	0.79	15.75	218.99	0:57:00	2,675.93	0.79	17.88	239.14	1:44:00	2,674.50	0.79	16.91	226.64
0:11:00	2,673.59	0.79	16.28	227.01	0:58:00	2,672.55	0.79	17.83	239.76	1:45:00	2,672.40	0.79	16.92	206.80
0:12:00	2,672.28	0.79	16.32	243.15	0:59:00	2,673.89	0.79	17.88	239.60	1:46:00	2,673.81	0.79	17.15	219.55
0:13:00	2,673.84	0.79	16.35	248.23	1:00:00	2,671.05	0.79	17.91	268.79	1:47:00	2,672.71	0.79	17.23	233.74
0:14:00	2,674.72	0.79	16.32	263.80	1:01:00	2,674.37	0.79	17.56	232.08	1:48:00	2,673.99	0.79	17.28	230.90
0:15:00	2,673.54	0.79	16.32	241.74	1:02:00	2,671.90	0.79	17.53	231.52	1:49:00	2,671.38	0.79	17.31	259.63
0:16:00	2,671.78	0.79	16.36	216.58	1:03:00	2,673.98	0.79	17.79	242.58	1:50:00	2,672.84	0.79	17.34	250.29
0:17:00	2,673.95	0.79	16.38	242.64	1:04:00	2,672.90	0.79	17.50	235.39	1:51:00	2,671.39	0.79	17.36	250.59
0:18:00	2,674.36	0.79	16.59	266.11	1:05:00	2,674.42	0.79	17.45	239.31	1:52:00	2,674.56	0.79	17.33	255.89
0:19:00	2,674.78	0.79	16.41	226.94	1:06:00	2,672.88	0.79	17.20	217.55	1:53:00	2,672.44	0.79	17.38	265.88
0:20:00	2,671.76	0.79	16.44	251.29	1:07:00	2,675.39	0.79	17.11	248.07	1:54:00	2,675.28	0.79	17.31	238.29
0:21:00	2,674.30	0.79	17.06	250.13	1:08:00	2,674.27	0.79	17.06	227.87	1:55:00	2,670.71	0.79	17.36	249.29
0:22:00	2,673.30	0.79	17.12	237.58	1:09:00	2,674.46	0.79	16.99	222.53	1:56:00	2,673.50	0.79	17.33	254.31
0:23:00	2,674.37	0.79	17.24	273.59	1:10:00	2,674.80	0.79	16.77	214.71	1:57:00	2,671.76	0.79	17.28	248.94
0:24:00	2,675.27	0.79	17.36	234.14	1:11:00	2,675.00	0.79	16.75	212.41	1:58:00	2,673.84	0.79	17.28	242.63
0:25:00	2,673.17	0.79	17.63	246.93	1:12:00	2,673.93	0.79	16.71	212.70	1:59:00	2,670.96	0.79	17.29	250.06
0:26:00	2,672.67	0.79	17.73	286.14	1:13:00	2,674.42	0.79	16.73	212.48	2:00:00	2,674.78	0.79	17.34	276.37
0:27:00	2,674.68	0.79	17.71	249.91	1:14:00	2,674.30	0.79	16.73	208.13	2:01:00	2,671.86	0.79	17.37	271.30
0:28:00	2,672.23	0.79	17.66	230.92	1:15:00	2,674.35	0.79	16.72	210.55	2:02:00	2,674.39	0.79	17.69	232.48
0:29:00	2,674.59	0.79	17.97	271.51	1:16:00	2,673.42	0.79	16.71	207.39	2:03:00	2,671.79	0.79	18.02	245.02
0:30:00	2,672.23	0.79	17.97	262.80	1:17:00	2,675.34	0.79	16.69	210.64	2:04:00	2,673.34	0.79	18.01	238.25
0:31:00	2,673.95	0.79	17.89	244.22	1:18:00	2,673.85	0.79	16.70	215.39	2:05:00	2,671.44	0.79	18.01	248.14
0:32:00	2,673.08	0.79	17.81	256.98	1:19:00	2,673.99	0.79	16.68	220.58	2:06:00	2,674.34	0.79	18.29	264.03
0:33:00	2,673.46	0.79	17.86	237.47	1:20:00	2,673.38	0.79	16.71	200.35	2:07:00	2,671.37	0.79	18.60	277.02
0:34:00	2,673.45	0.79	17.83	246.05	1:21:00	2,674.27	0.79	16.98	212.36	2:08:00	2,674.90	0.79	18.77	295.11
0:35:00	2,672.99	0.79	17.81	256.85	1:22:00	2,672.98	0.79	16.88	222.26	2:09:00	2,670.62	0.79	18.82	317.52
0:36:00	2,673.31	0.79	17.83	239.09	1:23:00	2,674.70	0.79	17.18	235.88	2:10:00	2,674.38	0.79	18.69	307.83
0:37:00	2,673.82	0.79	17.86	249.55	1:24:00	2,675.47	0.79	17.27	236.69	2:11:00	2,671.00	0.79	18.55	248.43
0:38:00	2,675.76	0.79	17.80	239.44	1:25:00	2,674.89	0.79	17.71	231.84	2:12:00	2,674.91	0.79	18.54	252.25
0:39:00	2,674.34	0.79	17.81	222.96	1:26:00	2,674.49	0.79	18.07	286.91	2:13:00	2,674.41	0.79	18.55	226.89
0:40:00	2,673.30	0.79	17.79	239.60	1:27:00	2,674.90	0.79	17.92	252.18	2:14:00	2,674.31	0.79	18.54	231.95
0:41:00	2,673.51	0.79	17.85	270.46	1:28:00	2,674.37	0.79	18.19	305.97	2:15:00	2,673.96	0.79	18.55	235.68
0:42:00	2,675.30	0.79	18.06	254.40	1:29:00	2,674.89	0.79	17.92	269.28	2:16:00	2,675.37	0.79	18.54	247.90
0:43:00	2,674.33	0.79	18.32	262.27	1:30:00	2,675.78	0.79	17.70	244.03	2:17:00	2,674.53	0.79	18.63	252.30
0:44:00	2,670.34	0.79	18.14	266.89	1:31:00	2,675.28	0.79	17.60	226.60	2:18:00	2,673.87	0.79	18.62	254.12
0:45:00	2,673.94	0.79	18.15	293.28	1:32:00	2,673.78	0.79	17.69	246.26	2:19:00	2,674.99	0.79	18.58	238.89
0:46:00	2,671.87	0.79	17.98	259.19	1:33:00	2,674.92	0.79	17.60	240.27	2:20:00	2,673.87	0.79	18.58	249.69
0:47:00	2,673.87	0.79	17.94	275.17	1:34:00	2,674.39	0.79	17.64	242.42	0:00:00	0.00	0.00	0.00	0.00

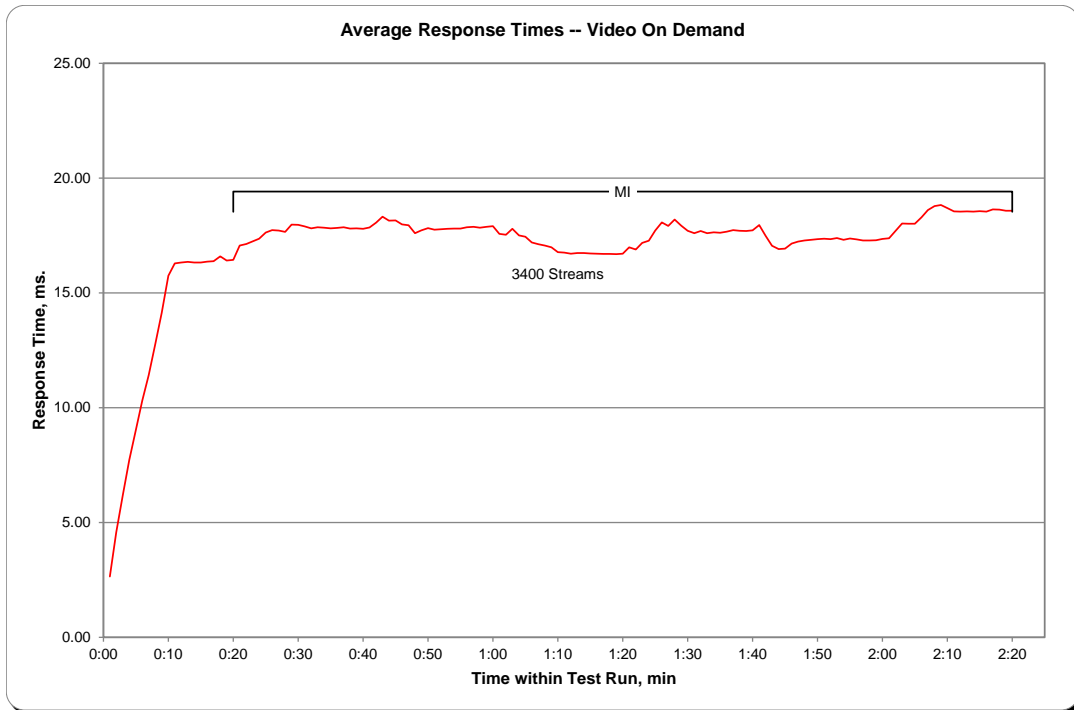
SPC-2 Video on Demand Delivery Average Data Rate Graph



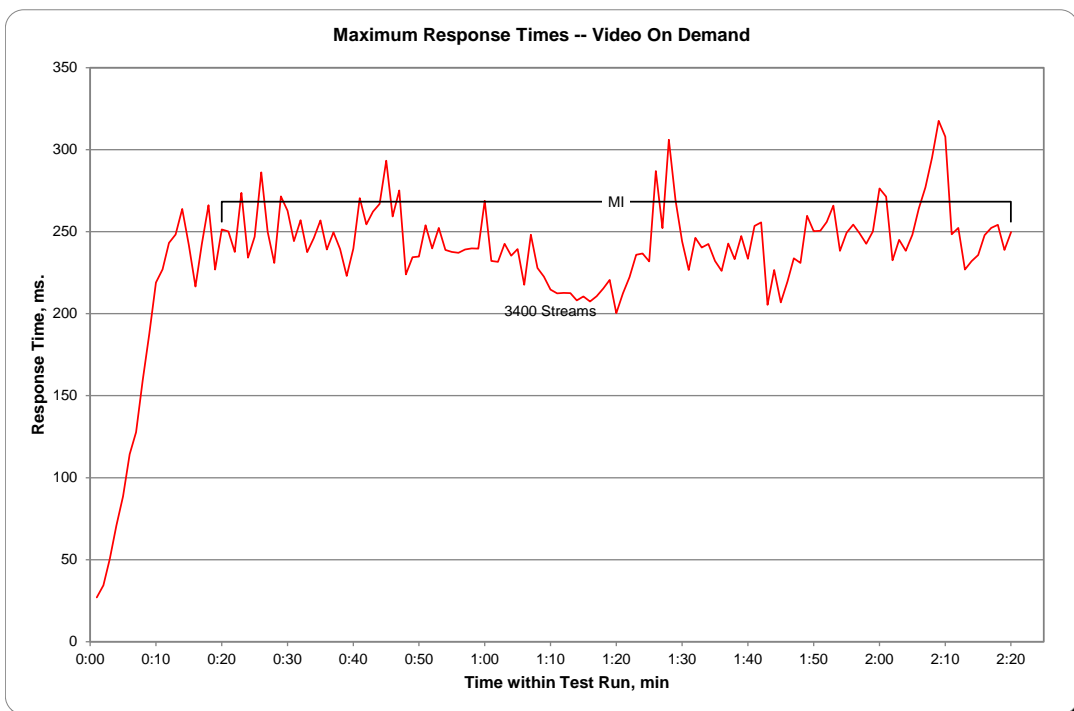
SPC-2 Video on Demand Delivery Average Data Rate per Stream Graph



SPC-2 Video on Demand Delivery Average Response Time Graph



SPC-2 Video on Demand Delivery Maximum Response Time Graph



Data Persistence Test

Clause 7

The Data Persistence Test demonstrates the Tested Storage Configuration (TSC):

- *Is capable of maintain data integrity across a power cycle.*
- *Ensures the transfer of data between Logical Volumes and host systems occurs without corruption or loss.*

The SPC-2 Workload Generator will write a specific pattern at randomly selected locations throughout the Total ASU Capacity (Persistence Test Run 1). The SPC-2 Workload Generator will retain the information necessary to later validate the pattern written at each location.

The Tested Storage Configuration will be shutdown and restarted using a power off/power on cycle at the end of the above sequence of write operations. In addition, any caches employing battery backup must be flushed/emptied.

Restart the TSC, and if the Host System(s) were shutdown and powered off, restart the Host System(s).

The SPC-2 Workload Generator will utilize the retained data from Persistence Test Run 1 to verify (Persistence Run 2) the bit patterns written in Persistence Test Run 1 and their corresponding location.

Clause 10.6.9.4

The Full Disclosure Report will contain the following content for the Data Persistence Test:

1. *A listing of the SPC-2 Workload Generator commands and parameters used to execute each of the Test Runs in the Persistence Test.*
2. *The human readable SPC-2 Test Results File for each of the Test Runs in the Data Persistence Test.*
3. *A table from the successful Persistence Test, which contains the results from the test.*

SPC-2 Workload Generator Commands and Parameters

The SPC-2 Workload Generator commands and parameters for the Persistence Test Runs are documented in “Appendix E: SPC-2 Workload Generator Execution Commands and Parameters” on Page 106.

Data Persistence Test Results File

A link to the test result file generated from each Data Persistence Test Run is listed below.

[Persistence 1 Test Run Results File](#)

[Persistence 2 Test Run Results File](#)

Data Persistence Test Results

Data Persistence Test Results	
Data Persistence Test Number: 1	
Total Number of Logical Blocks Written	316,519
Total Number of Logical Blocks Re-referenced	3,585
Total Number of Logical Blocks Verified	312,934
Total Number of Logical Blocks that Failed Verification	0
Number of Failed I/O Requests in the process of the Test	0

PRICED STORAGE CONFIGURATION AVAILABILITY DATE

Clause 10.6.9

The committed delivery date for general availability (Availability Date) of all products that comprise the Priced Storage Configuration must be reported. When the Priced Storage Configuration includes products or components with different availability dates, the reported Availability Date must be the date at which all components are committed to be available. All availability dates, whether for individual components or for the Priced Storage Configuration as a whole, must be disclosed to a precision of one day.

The Availability Data shall be stated in either a combination of specific alphanumeric month, numeric day and numeric year or as "Currently Available".

The IBM System Storage DCS3700, as documented in this SPC-2 Full Disclosure Report, is currently available for customer purchase and shipment.

ANOMALIES OR IRREGULARITIES

Clause 10.6.12

The FDR shall include a clear and complete description of any anomalies or irregularities encountered in the course of executing the SPC-2 benchmark that may in any way call into question the accuracy, verifiability, or authenticity of information published in this FDR.

There were no anomalies or irregularities encountered during the SPC-2 Remote Audit of the IBM System Storage DCS3700.

APPENDIX A: SPC-2 GLOSSARY

“Decimal” (*powers of ten*) Measurement Units

In the storage industry, the terms “kilo”, “mega”, “giga”, “tera”, “peta”, and “exa” are commonly used prefixes for computing performance and capacity. For the purposes of the SPC workload definitions, all of the following terms are defined in “powers of ten” measurement units.

- A kilobyte (KB) is equal to 1,000 (10^3) bytes.
- A megabyte (MB) is equal to 1,000,000 (10^6) bytes.
- A gigabyte (GB) is equal to 1,000,000,000 (10^9) bytes.
- A terabyte (TB) is equal to 1,000,000,000,000 (10^{12}) bytes.
- A petabyte (PB) is equal to 1,000,000,000,000,000 (10^{15}) bytes
- An exabyte (EB) is equal to 1,000,000,000,000,000,000 (10^{18}) bytes

“Binary” (*powers of two*) Measurement Units

The sizes reported by many operating system components use “powers of two” measurement units rather than “power of ten” units. The following standardized definitions and terms are also valid and may be used in this document.

- A kibibyte (KiB) is equal to 1,024 (2^{10}) bytes.
- A mebibyte (MiB) is equal to 1,048,576 (2^{20}) bytes.
- A gibibyte (GiB) is equal to 1,073,741,824 (2^{30}) bytes.
- A tebibyte (TiB) is equal to 1,099,511,627,776 (2^{40}) bytes.
- A pebibyte (PiB) is equal to 1,125,899,906,842,624 (2^{50}) bytes.
- An exbibyte (EiB) is equal to 1,152,921,504,606,846,967 (2^{60}) bytes.

SPC-2 Data Repository Definitions

Total ASU Capacity: The total storage capacity read and written in the course of executing the SPC-2 benchmark.

Application Storage Unit (ASU): The logical interface between the storage and SPC-2 Workload Generator. The ASU is implemented on one or more Logical Volume.

Logical Volume: The division of Addressable Storage Capacity into individually addressable logical units of storage used in the SPC-2 benchmark. Each Logical Volume is implemented as a single, contiguous address space.

Addressable Storage Capacity: The total storage (sum of Logical Volumes) that can be read and written by application programs such as the SPC-2 Workload Generator.

Configured Storage Capacity: This capacity includes the Addressable Storage Capacity and any other storage (parity disks, hot spares, etc.) necessary to implement the Addressable Storage Capacity.

Physical Storage Capacity: The formatted capacity of all storage devices physically present in the Tested Storage Configuration (TSC).

Data Protection Overhead: The storage capacity required to implement the selected level of data protection.

Required Storage: The amount of Configured Storage Capacity required to implement the Addressable Storage Configuration, excluding the storage required for the ASU.

Global Storage Overhead: The amount of Physical Storage Capacity that is required for storage subsystem use and unavailable for use by application programs.

Total Unused Storage: The sum of unused storage capacity within the Physical Storage Capacity, Configured Storage Capacity, and Addressable Storage Capacity.

SPC-2 Data Protection Levels

Protected 1: The single point of failure of any *storage device* in the configuration will not result in permanent loss of access to or integrity of the SPC-2 Data Repository.

Protected 2: The single point of failure of any *component* in the configuration will not result in permanent loss of access to or integrity of the SPC-2 Data Repository.

SPC-2 Test Execution Definitions

Completed I/O Request: An I/O Request with a Start Time and a Completion Time (*see "I/O Completion Types" illustrated below*).

Completion Time: The time recorded by the Workload Generator when an I/O Request is completed by the Tested Storage Configuration (TSC) as signaled by System Software.

Data Rate: The data volume, in MB, transferred by all Measured I/O Requests in an SPC-2 Test Run divided by the length of the Test Run in seconds.

Failed I/O Request: Any I/O Request issued by the SPC-2 Workload Generator that meets one of the following conditions (*see "I/O Completion Types" illustrated below*):

- The I/O Request was signaled as failed by System Software.
- The I/O Request started within the Measurement Interval, but did not complete prior to the end of the appropriate Run-Out period..
- The I/O Request started within the Run-Out period, but did not complete prior to the end of the appropriate Ramp-Down period.

I/O Request Throughput: The total number of Measured I/O Requests in an SPC-2 Test Run divided by the duration of the Measurement Interval in seconds.

Measured I/O Request: A Completed I/O Request that begins (Start Time) within a Measurement Interval and completes (Completion Time) prior to the end of the appropriate Ramp Down (see “I/O Completion Types” illustrated below).

Measurement Interval: A specified, contiguous period of time, after the TSC has reached Steady State, when data is collected by the Workload Generator to produce the test results for a SPC-2 Test Run (see “SPC-2 Test Run Components” illustrated below, Test Run 1: T_2-T_3 and Test Run 2: T_7-T_8).

Outstanding I/O Requests: The Outstanding I/O Requests parameter specifies the maximum number of concurrent I/O Requests, associated with a give Stream, which have been issued but not yet completed. (Clause 3.4.4 of the SPC-2 Benchmark Specification).

Ramp-Down: A specified, contiguous period of time in which the TSC is required to complete I/O Requests started but not completed during the preceding Run-Out period. Ramp-Down begins at the end of the preceding Run-Out period (see “SPC-2 Test Run Components” illustrated below, Test Run 1: T_4-T_5 and Test Run 2: T_9-T_{10}). The Workload Generator will not submit any I/O Requests during the Ramp-Down.

Ramp-Up: A specified, contiguous period of time required for the Benchmark Configuration (BC) to produce Steady State throughput after the Workload Generator begins submitting I/O Requests to the TSC for execution. The Ramp-Up period ends at the beginning of the Measurement Interval (see “SPC-2 Test Run Components” illustrated below, Test Run 1: T_0-T_2 and Test Run 2: T_5-T_7).

Response Time: The Response Time of a Measured I/O Request is its Completion Time minus its Start Time.

Run-Out: A specified, contiguous period of time in which the TSC is required to complete I/O Requests started but not completed during the preceding Measurement Interval. The Run-Out period begins at the end of the preceding Measurement Interval and is a component of the Steady State period (see “SPC-2 Test Run Components” illustrated below, Test Run 1: T_3-T_4 and Test Run 2: T_9-T_{10}). The Workload Generator will continue to submit I/O Requests at the Test Run’s specified rate during the Run-Out period.

Start Time: The time recorded by the Workload Generator when an I/O Request is submitted, by the Workload Generator, to the System Software for execution on the TSC.

Steady State: The period during which the workload presented to the TSC by the SPC-2 Workload Generator is constant and the resulting TSC I/O Request Throughput is both consistent and sustainable. The Steady State period includes both the Measurement Interval and Run-Out periods (see “SPC-2 Test Run Components” illustrated below, Test Run 1: T_1-T_4 and Test Run 2: T_6-T_9).

Steady State is achieved only after caches in the TSC have filled and as a result the I/O Request Throughput of the TSC has stabilized.

Stream: A collection of Stream Segments that started within a Test Run.

Stream Segment: A sequentially organized pattern of I/O requests, which transfers a contiguous range of data.

Test: A collection of Test Phases and or Test Runs sharing a common objective.

Test Phase: A collection of one or more SPC-2 Test Runs sharing a common objective and intended to be run in a specific sequence.

Test Run: The execution of SPC-2 that produces specific SPC-2 test results. SPC-2 Test Runs have specified, measured Ramp-Up, Measurement Interval, Run-Out and Ramp-Down periods. “SPC-2 Test Run Components” (*see below*) illustrates the Ramp-Up, Steady State, Measurement Interval, Run-Out, and Ramp-Down components contained in two uninterrupted SPC-2 Test Runs (*Test Run 1: T_0 - T_5 and Test Run 2: T_5 - T_{10}*).

Test Run Sequence: A related sequence of Large File Processing (LFP) or Large Database Query (LDQ) Test Runs. Each Test Run Sequence will consist of five Test Runs, which vary the number of Streams as follows:

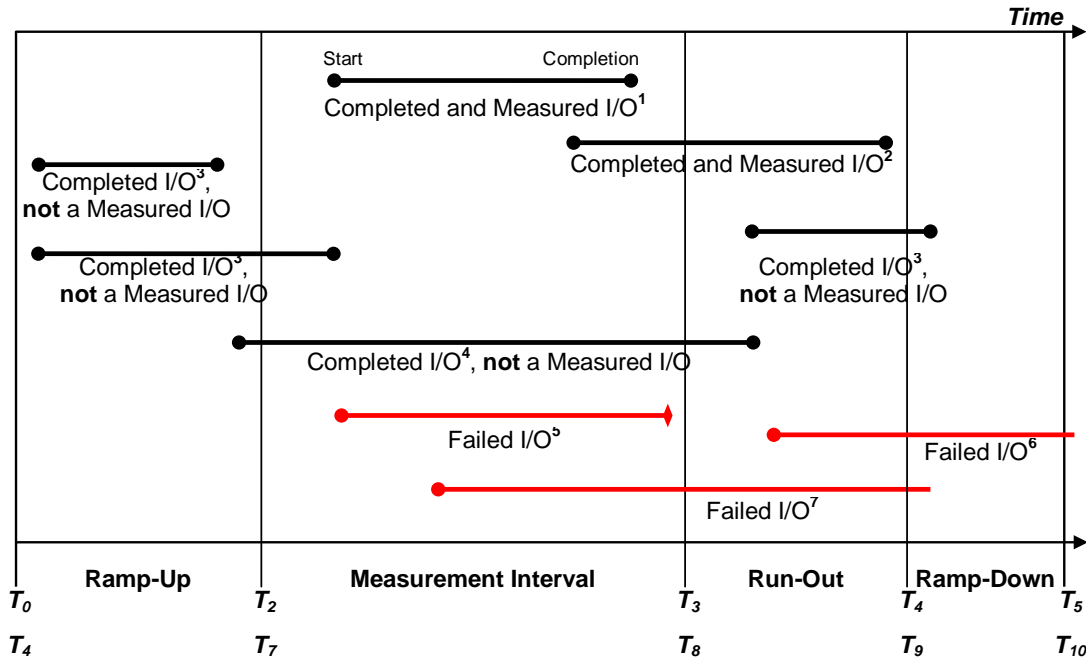
- Test Run 1: Maximum number of Streams, which is selected by the Test Sponsor
- Test Run 2: 50% of the maximum number of Streams used in Test Run 1.
- Test Run 3: 25% of the maximum number of Streams used in Test Run 1.
- Test Run 4: 12.5% of the maximum number of Streams used in Test Run 1.
- Test Run 5: 1 Stream.

Each of the five Test Runs in a Test Run Sequence will share the same attributes with the exception of the number of Streams. For example:

- Large File Processing, Read, 1024 KiB Transfer Size: Maximum Streams
- Large File Processing, Read, 1024 KiB Transfer Size: 50% of Maximum Streams
- Large File Processing, Read, 1024 KiB Transfer Size: 25% of Maximum Streams
- Large File Processing, Read, 1024 KiB Transfer Size: 12.5% of Maximum Streams
- Large File Processing, Read, 1024 KiB Transfer Size: 1 Stream

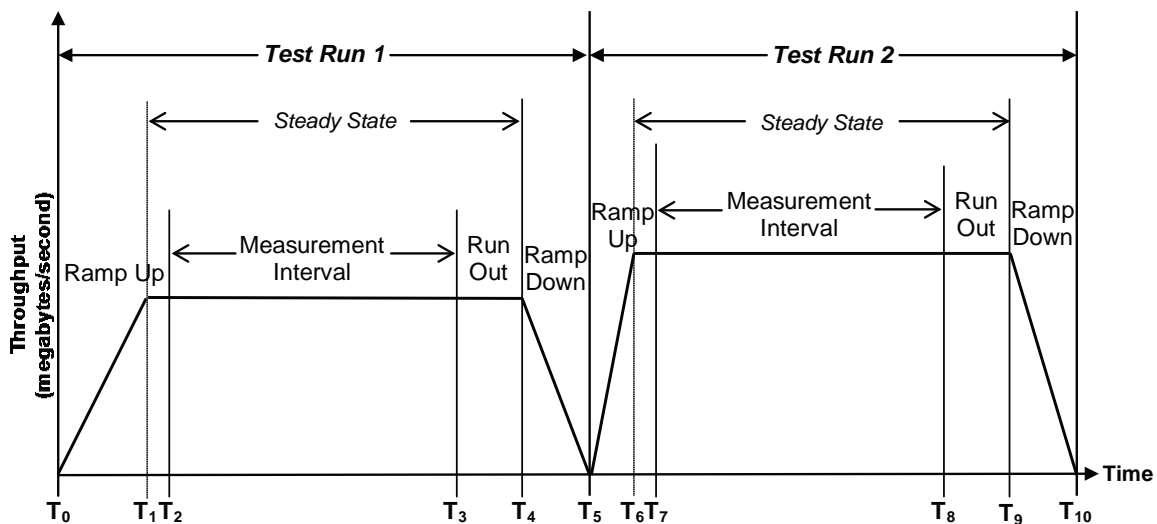
Transfer Size: The Transfer Size parameter specifies the number of bytes in KiB to transfer. (*Clause 3.4.7 of the SPC-2 Benchmark Specification*)

I/O Completion Types



- Completed and Measured I/O¹:** I/O started and completed within the Measurement Interval.
- Completed and Measured I/O²:** I/O started within the Measurement Interval and completed within Ramp Down.
- Completed I/O³:** I/O started before or after the Measurement Interval – not measured.
- Completed I/O⁴:** I/O started before and completed after the Measurement Interval – not measured.
- Failed I/O⁵:** Signaled as failed by System Software.
- Failed I/O⁶:** I/O did not complete prior to the end of Ramp-Down.
- Failed I/O⁷:** I/O did not complete prior to the end of Run-Out.

SPC-2 Test Run Components



APPENDIX B: CUSTOMER TUNABLE PARAMETERS AND OPTIONS

HBA Parameters

The following Emulex LPe12002 HBA parameters/options were changed from their default values using the **One Command Manager** utility, available at no cost from Emulex:

	Default Value	New Value
<i>ExtTransferSize</i>	0	2
<i>QueueDepth</i>	32	254

Storage Array Parameters

The following storage array parameters were changed from their default values by the TSC creation/configuration script documented in “*Appendix C: Tested Storage Configuration (TSC) Creation*” on page 100.

	Default Value	New Value
<i>cacheBlockSize</i>	8	32
<i>startCacheFlush</i>	80	50
<i>stopCacheFlush</i>	80	50
<i>mediaScanEnabled</i>		<i>False</i>
<i>mediaScanRate</i>		<i>Disabled</i>

APPENDIX C: TESTED STORAGE CONFIGURATION (TSC) CREATION

Before creating volumes on the storage array, please refer to Appendix B: Customer Tunable Parameters and Options on page 99 for a listing of the required Emulex LPe12002 HBA parameters/options that are changed from their default values.

Storage Array Volume Creation

The storage management utility, DS Storage Manager, is installed on both Host Systems. It is a required software package that provides configuration, monitoring, and failover path management. The software is installed as a Windows installable package. After installation, it can be found in \Program Files\IBM_DS\client and is typically started with Start→Programs→DS Storage Manager 10 client→DS Storage Manager 10 client.

DS Storage Manager was used to create 6 volume groups on the storage subsystem. Each volume group contains a single RAID-6 volume. All six RAID-6 volumes are visible by each Host System.

The physical storage volumes are created on the storage array using the DS Storage Manger script editor, as follows:

- Launch DS Storage Manager.
- From the Enterprise Management window, right-click the name of the storage array that you will be creating volumes on and select ***Execute Script*** from the pop-up menu.
- In the Script Editor window load the **SPC2_RAID6_Config.script** script (*listed below*).
- Once the script is loaded, select ***Execute*** from the Tools menu.

SPC-2 Logical Volume Discovery

Start the Windows Disk Administrator to discover the six RAID-6 volumes, each of which is also an SPC-2 Logical Volume, then exit the Windows Disk Administrator.

SPC2_RAID6_Config.script

```
/* SPC-2 RAID Configuration */
/* 6 x 8+2 Volume Groups */

create logicalDrive drives[ 0,1,1 0,2,1 0,3,1 0,4,1 0,5,1 0,1,2 0,2,2 0,3,2
0,4,2 0,5,2 ]
RAIDLevel=6
segmentSize=512
userLabel="LUN_0"
owner = A;
create logicalDrive drives[ 0,1,3 0,2,3 0,3,3 0,4,3 0,5,3 0,1,4 0,2,4 0,3,4
0,4,4 0,5,4 ]
RAIDLevel=6
segmentSize=512
userLabel="LUN_1"
owner = A;
```

```
create logicalDrive drives[ 0,1,5 0,2,5 0,3,5 0,4,5 0,5,5 0,1,6 0,2,6 0,3,6
0,4,6 0,5,6 ]
RAIDLevel=6
segmentSize=512
userLabel="LUN_2"
owner = A;
create logicalDrive drives[ 0,1,7 0,2,7 0,3,7 0,4,7 0,5,7 0,1,8 0,2,8 0,3,8
0,4,8 0,5,8 ]
RAIDLevel=6
segmentSize=512
userLabel="LUN_3"
owner = b;
create logicalDrive drives[ 0,1,9 0,2,9 0,3,9 0,4,9 0,5,9 0,1,10 0,2,10
0,3,10 0,4,10 0,5,10 ]
RAIDLevel=6
segmentSize=512
userLabel="LUN_4"
owner = b;
create logicalDrive drives[ 0,1,11 0,2,11 0,3,11 0,4,11 0,5,11 0,1,12 0,2,12
0,3,12 0,4,12 0,5,12 ]
RAIDLevel=6
segmentSize=512
userLabel="LUN_5"
owner = b;

/* define host mappings */
set logicalDrive["LUN_0"] logicalUnitNumber=0 hostGroup=defaultGroup;
set logicalDrive["LUN_1"] logicalUnitNumber=1 hostGroup=defaultGroup;
set logicalDrive["LUN_2"] logicalUnitNumber=2 hostGroup=defaultGroup;
set logicalDrive["LUN_3"] logicalUnitNumber=3 hostGroup=defaultGroup;
set logicalDrive["LUN_4"] logicalUnitNumber=4 hostGroup=defaultGroup;
set logicalDrive["LUN_5"] logicalUnitNumber=5 hostGroup=defaultGroup;

set allLogicalDrives mirrorEnabled = True writeCacheEnabled = True
cacheWithoutBatteryEnabled = False cacheReadPrefetch = True;
set allLogicalDrives mediaScanEnabled = False;

set storageSubsystem cacheBlockSize = 32;
set storageSubsystem cacheFlushStart = 50
                        cacheFlushStop = 50;
set storageSubsystem mediaScanRate = Disabled;
```

APPENDIX D: SPC-2 WORKLOAD GENERATOR STORAGE COMMANDS AND PARAMETERS

ASU Pre-Fill

```
* SPC-2 Pre-Fill
* 512K sequential writes

*pattern=random
*compression=100          * vdBench version 5.02
compratio=1.0            * vdBench version 5.03

sd=sd1,lun=\\.\PhysicalDrive1,threads=2
sd=sd2,lun=\\.\PhysicalDrive2,threads=2
sd=sd3,lun=\\.\PhysicalDrive3,threads=2
sd=sd4,lun=\\.\PhysicalDrive4,threads=2
sd=sd5,lun=\\.\PhysicalDrive5,threads=2
sd=sd6,lun=\\.\PhysicalDrive6,threads=2

wd=wd1,sd=sd*,xfersize=524288,readpct=0,seekpct=-1

rd=rd1,wd=wd*,elapsed=36000,interval=10,iorate=max
```

Common Commands/Parameters

The following command/parameter lines appear each of the command and parameter files for the Large File Processing, Large Database Query, Video on Demand and Persistence Tests. The command lines are only listed below to eliminate redundancy.

```
host=localhost,jvms=1,maxstreams=100
host=(bm3650t),jvms=1,maxstreams=100,shell=spc2

sd=default,size=2395702558720

*** From Host bm3650s ***
sd=sd1,host=localhost,lun=\\.\PhysicalDrive1
sd=sd2,host=localhost,lun=\\.\PhysicalDrive2
sd=sd3,host=localhost,lun=\\.\PhysicalDrive3
sd=sd4,host=localhost,lun=\\.\PhysicalDrive4
sd=sd5,host=localhost,lun=\\.\PhysicalDrive5
sd=sd6,host=localhost,lun=\\.\PhysicalDrive6

*** From Host bm3650t ***
sd=sd1,host=bm3650t,lun=\\.\PhysicalDrive1
sd=sd2,host=bm3650t,lun=\\.\PhysicalDrive2
sd=sd3,host=bm3650t,lun=\\.\PhysicalDrive3
sd=sd4,host=bm3650t,lun=\\.\PhysicalDrive4
sd=sd5,host=bm3650t,lun=\\.\PhysicalDrive5
sd=sd6,host=bm3650t,lun=\\.\PhysicalDrive6
```

Large File Processing Test (*LFP*)

Common Commands/Parameters

```
maxlatestart=0
reportinginterval=5
segmentlength=512m

rd=default,rampup=180,periods=90,measurement=180,runout=45,rampdown=15,buffers=1

* LFP, "write" Test Phase

rd=default,rdpct=0,xfersize=1024k
rd=TR1_SPC-2-FP2.0,streams=48
rd=TR2_SPC-2-FP2.0,streams=24
rd=TR3_SPC-2-FP2.0,streams=12
rd=TR4_SPC-2-FP2.0,streams=6
rd=TR5_SPC-2-FP2.0,streams=1

rd=default,xfersize=256k
rd=TR6_SPC-2-FP2.0,streams=48
rd=TR7_SPC-2-FP2.0,streams=24
rd=TR8_SPC-2-FP2.0,streams=12
rd=TR9_SPC-2-FP2.0,streams=6
rd=TR10_SPC-2-FP2.0,streams=1

* LFP, "read-write" Test Phase

rd=default,rdpct=50,xfersize=1024k
rd=TR11_SPC-2-FP2.0,streams=48
rd=TR12_SPC-2-FP2.0,streams=24
rd=TR13_SPC-2-FP2.0,streams=12
rd=TR14_SPC-2-FP2.0,streams=6
rd=TR15_SPC-2-FP2.0,streams=1

rd=default,xfersize=256k
rd=TR16_SPC-2-FP2.0,streams=48
rd=TR17_SPC-2-FP2.0,streams=24
rd=TR18_SPC-2-FP2.0,streams=12
rd=TR19_SPC-2-FP2.0,streams=6
rd=TR20_SPC-2-FP2.0,streams=1

* LFP, "read" Test Phase

rd=default,rdpct=100,xfersize=1024k
rd=TR21_SPC-2-FP2.0,streams=48
rd=TR22_SPC-2-FP2.0,streams=24
rd=TR23_SPC-2-FP2.0,streams=12
rd=TR24_SPC-2-FP2.0,streams=6
rd=TR25_SPC-2-FP2.0,streams=1

rd=default,xfersize=256k
rd=TR26_SPC-2-FP2.0,streams=48
rd=TR27_SPC-2-FP2.0,streams=24
rd=TR28_SPC-2-FP2.0,streams=12
rd=TR29_SPC-2-FP2.0,streams=6
rd=TR30_SPC-2-FP2.0,streams=1
```

Large Database Query Test (LDQ)

Common Commands/Parameters

```
maxlatestart=0
reportinginterval=5
segmentlength=512m

rd=default,rdpct=99,rampup=180,periods=90,measurement=180,runout=45,rampdown=15
```

* LDQ, 1024 KiB Test Phase

```
rd=default,xfersize=1024k,buffers=4
rd=TR1_SPC-2-DQ2.0,streams=48
rd=TR2_SPC-2-DQ2.0,streams=24
rd=TR3_SPC-2-DQ2.0,streams=12
rd=TR4_SPC-2-DQ2.0,streams=6
rd=TR5_SPC-2-DQ2.0,streams=1
```

```
rd=default,buffers=1
rd=TR6_SPC-2-DQ2.0,streams=48
rd=TR7_SPC-2-DQ2.0,streams=24
rd=TR8_SPC-2-DQ2.0,streams=12
rd=TR9_SPC-2-DQ2.0,streams=6
rd=TR10_SPC-2-DQ2.0,streams=1
```

* LDQ, 64 KiB Test Phase

```
rd=default,xfersize=64k,buffers=4
rd=TR11_SPC-2-DQ2.0,streams=48
rd=TR12_SPC-2-DQ2.0,streams=24
rd=TR13_SPC-2-DQ2.0,streams=12
rd=TR14_SPC-2-DQ2.0,streams=6
rd=TR15_SPC-2-DQ2.0,streams=1
```

```
rd=default,buffers=1
rd=TR16_SPC-2-DQ2.0,streams=48
rd=TR17_SPC-2-DQ2.0,streams=24
rd=TR18_SPC-2-DQ2.0,streams=12
rd=TR19_SPC-2-DQ2.0,streams=6
rd=TR20_SPC-2-DQ2.0,streams=1
```

Video on Demand Delivery (VOD)

Common Commands/Parameters

```
maxlatestart=0
videosegmentduration=1200
maxlatevod=0
reportinginterval=5
```

* Official RD

```
rd=default,rampup=1200,periods=600,measurement=7200,runout=45,rampdown=15

rd=TR1_SPC-2-VOD11.0,streams=3400,buffers=8
```


Persistence Test Run 1 (write phase)

Common Commands/Parameters

```
maxlatestart=1
reportinginterval=5
segmentlength=512m

rd=default,rampup=180,periods=90,measurement=300,runout=0,rampdown=0,buffers=1

rd=default,rdpct=0,xfersize=1024k
rd=TR1-48s_SPC-2-persist-w,streams=48
```

Persistence Test Run 2 (read phase)

Common Commands/Parameters

```
maxlatestart=1
reportinginterval=5
segmentlength=512m

maxpersistenceerrors=10

rd=default,buffers=1,rdpct=100,xfersize=1024k
rd=TR1-48s_SPC-2-persist-r
```

APPENDIX E: SPC-2 WORKLOAD GENERATOR EXECUTION COMMANDS AND PARAMETERS

ASU Pre-Fill, Large File Processing Test, Large Database Query Test, Video on Demand Delivery Test, and Persistence Test Run 1

The following script was used to execute the required ASU pre-fill, Large File Processing Test, Large Database Query Test, Video on Demand Delivery Test and Persistence Test Run 1.

```
rem @echo off

echo "ASU prefill started....."
cd \bench\vdbench\vdbench503
call vdbench -f \bench\vdbench\spc2\spc2_prefill.parm -o \bench\vdbench\spc2\PreFill
cd \bench\vdbench\spc2
echo "ASU prefill complete....."

rem Directory where this is executed from:
set dir=%~dp0

rem set current class path
set cp=%~dp0

echo "Capture a storage profile at the start of the run....."
cd "\Program Files\IBM_DS\client"
smcli 10.113.193.29 10.113.193.47 -c "show storageSubsystem time; show
storageSubsystem profile; show storageSubsystem time;" -o
\bench\vdbench\spc2\config_at_start.txt -quick
cd \bench\vdbench\spc2

java -Xmx1536m -Xms512m -Xss96k -cp %cp% vdbench -w SPC2 -f lfp.audit -o 100112.init
-init

java -Xmx1536m -Xms512m -Xss96k -cp %cp% vdbench -w SPC2 -f lfp.audit -o 100112.lfp6

java -Xmx1536m -Xms512m -Xss96k -cp %cp% vdbench -w SPC2 -f ldq.audit -o 100112.ldq6

java -Xmx1536m -Xms512m -Xss96k -cp %cp% vdbench -w SPC2 -f vod.audit -o 100112.vod6

java -Xmx1536m -Xms512m -Xss96k -cp %cp% vdbench -w SPC2 -f persist1.audit -o
100112.persist1
```

Persistence Test Run 2

The following script was used to execute Persistence Test Run 2.

```
rem @echo off

rem Directory where this is executed from:
set dir=%~dp0

rem set current class path
set cp=%~dp0

java -Xmx1536m -Xms512m -Xss96k -cp %cp% vdbench -w SPC2 -f persist2.audit -o
100112.persist2

echo "Capture a storage profile at the end of the run...."
cd "\Program Files\IBM_DS\client"
smcli 10.113.193.29 10.113.193.47 -c "show storageSubsystem time; show
storageSubsystem profile; show storageSubsystem time;" -o
\bench\vdbench\spc2\config_at_end.txt -quick
cd \bench\vdbench\spc2
```