



SPC BENCHMARK 2TM
FULL DISCLOSURE REPORT

IBM CORPORATION
IBM SYSTEM STORAGE[®] DS3524 EXPRESS TURBO

SPC-2TM V1.3

Submitted for Review: December 31, 2010

Submission Identifier: B00053

First Edition – December 2010

THE INFORMATION CONTAINED IN THIS DOCUMENT IS DISTRIBUTED ON AN AS IS BASIS WITHOUT ANY WARRANTY EITHER EXPRESS OR IMPLIED. The use of this information or the implementation of any of these techniques is the customer's responsibility and depends on the customer's ability to evaluate and integrate them into the customer's operational environment. While each item has been reviewed by IBM Corporation for accuracy in a specific situation, there is no guarantee that the same or similar results will be obtained elsewhere. Customers attempting to adapt these techniques to their own environment do so at their own risk.

This publication was produced in the United States. IBM Corporation may not offer the products, services, or features discussed in this document in other countries, and the information is subject to change with notice. Consult your local IBM Corporation representative for information on products and services available in your area.

© Copyright IBM Corporation 2010. All rights reserved.

Permission is hereby granted to reproduce this document in whole or in part, provided the copyright notice as printed above is set forth in full text on the title page of each item reproduced.

Trademarks

SPC Benchmark 2, SPC-2, SPC-2 MBPS, and SPC-2 Price-Performance are trademarks of the Storage Performance Council. IBM, the IBM logo, and System Storage are trademarks or registered trademarks of IBM Corporation in the United States and other countries. All other brands, trademarks, and product names are the property of their respective owners.

Table of Contents

Audit Certification	9
Audit Certification (cont.)	10
Letter of Good Faith	11
Executive Summary	12
Test Sponsor and Contact Information	12
Revision Information and Key Dates	12
Tested Storage Product (TSP) Description	12
SPC-2 Reported Data	13
Storage Capacities and Relationships	14
Differences between the Tested Storage Configuration (TSC) and Priced Storage Configuration	15
Priced Storage Configuration Pricing	16
Priced Storage Configuration Diagram	17
Priced Storage Configuration Components	18
Configuration Information	19
Benchmark Configuration (BC)/Tested Storage Configuration (TSC) Diagram	19
Storage Network Configuration	19
Host System and Tested Storage Configuration Table	19
Benchmark Configuration/Tested Storage Configuration Diagram	20
Host System and Tested Storage Configuration Components	21
Customer Tunable Parameters and Options	22
Tested Storage Configuration (TSC) Description	22
SPC-2 Workload Generator Storage Configuration	22
SPC-2 Data Repository	23
SPC-2 Storage Capacities and Relationships	23
SPC-2 Storage Capacities	23
SPC-2 Storage Hierarchy Ratios	24
SPC-2 Storage Capacities and Relationships Illustration	24
Storage Capacity Utilization	24
Storage Capacity Utilization	25
Logical Volume Capacity and ASU Mapping	25
SPC-2 Test Execution Results	26
SPC-2 Tests, Test Phases, Test Run Sequences, and Test Runs	26
Large File Processing Test	29
SPC-2 Workload Generator Commands and Parameters	29

SPC-2 Test Results File	30
SPC-2 Large File Processing Average Data Rates (MB/s)	30
SPC-2 Large File Processing Average Data Rates Graph	31
SPC-2 Large File Processing Average Data Rate per Stream	32
SPC-2 Large File Processing Average Data Rate per Stream Graph	33
SPC-2 Large File Processing Average Response Time.....	34
SPC-2 Large File Processing Average Response Time Graph.....	35
Large File Processing Test – WRITE ONLY Test Phase	36
SPC-2 “Large File Processing/WRITE ONLY/1024 KiB Transfer Size” Test Run Data – Ramp-Up Period.....	37
SPC-2 “Large File Processing/WRITE ONLY/1024 KiB Transfer Size” Test Run Data Measurement Interval, Run-Out, and Ramp-Down Periods	38
SPC-2 “Large File Processing/WRITE ONLY/1024 KiB Transfer Size” Average Data Rate Graph – Complete Test Run	39
SPC-2 “Large File Processing/ WRITE ONLY /1024 KiB Transfer Size” Average Data Rate Graph – Measurement Interval (MI) Only	39
SPC-2 “Large File Processing/ WRITE ONLY /1024 KiB Transfer Size” Average Data Rate per Stream Graph.....	40
SPC-2 “Large File Processing/ WRITE ONLY /1024 KiB Transfer Size” Average Response Time Graph.....	40
SPC-2 “Large File Processing/ WRITE ONLY /256 KiB Transfer Size” Test Run Data – Ramp-Up Period.....	41
SPC-2 “Large File Processing/ WRITE ONLY /256 KiB Transfer Size” Test Run Data Measurement Interval, Run-Out, and Ramp-Down Periods	42
SPC-2 “Large File Processing/ WRITE ONLY /256 KiB Transfer Size” Average Data Rate Graph – Complete Test Run	43
SPC-2 “Large File Processing/ WRITE ONLY /256 KiB Transfer Size” Average Data Rate Graph – Measurement Interval (MI) Only	43
SPC-2 “Large File Processing/ WRITE ONLY /256 KiB Transfer Size” Average Data Rate per Stream Graph	44
SPC-2 “Large File Processing/ WRITE ONLY /256 KiB Transfer Size” Average Response Time Graph.....	44
Large File Processing Test – READ-WRITE Test Phase	45
SPC-2 “Large File Processing/READ-WRITE/1024 KiB Transfer Size” Test Run Data – Ramp-Up Period.....	46
SPC-2 “Large File Processing/READ-WRITE/1024 KiB Transfer Size” Test Run Data Measurement Interval, Run-Out, and Ramp-Down Periods	47
SPC-2 “Large File Processing/ READ-WRITE/1024 KiB Transfer Size” Average Data Rate Graph – Complete Test Run	48
SPC-2 “Large File Processing/ READ-WRITE/1024 KiB Transfer Size” Average Data Rate Graph – Measurement Interval (MI) Only	48

SPC-2 “Large File Processing/READ-WRITE/1024 KiB Transfer Size” Average Data Rate per Stream Graph	49
SPC-2 “Large File Processing/READ-WRITE/1024 KiB Transfer Size” Average Response Time Graph.....	49
SPC-2 “Large File Processing/READ-WRITE/256 KiB Transfer Size” Test Run Data – Ramp-Up Period.....	50
SPC-2 “Large File Processing/READ-WRITE/256 KiB Transfer Size” Test Run Data Measurement Interval, Run-Out, and Ramp-Down Periods	51
SPC-2 “Large File Processing/READ-WRITE/256 KiB Transfer Size” Average Data Rate Graph – Complete Test Run	52
SPC-2 “Large File Processing/READ-WRITE/256 KiB Transfer Size” Average Data Rate Graph – Measurement Interval (MI) Only	52
SPC-2 “Large File Processing/READ-WRITE/256 KiB Transfer Size” Average Data Rate per Stream Graph	53
SPC-2 “Large File Processing/READ-WRITE/256 KiB Transfer Size” Average Response Time Graph.....	53
Large File Processing Test – READ ONLY Test Phase	54
SPC-2 “Large File Processing/READ ONLY/1024 KiB Transfer Size” Test Run Data – Ramp Up Period.....	55
SPC-2 “Large File Processing/READ ONLY/1024 KiB Transfer Size” Test Run Data.....	56
Measurement Interval, Run-Out, and Ramp-Down Periods	56
SPC-2 “Large File Processing/READ ONLY/1024 KiB Transfer Size” Average Data Rate Graph – Complete Test Run	57
SPC-2 “Large File Processing/READ ONLY/1024 KiB Transfer Size” Average Data Rate Graph – Measurement Interval (MI) Only	57
SPC-2 “Large File Processing/READ ONLY/1024 KiB Transfer Size” Average Data Rate per Stream Graph	58
SPC-2 “Large File Processing/READ ONLY/1024 KiB Transfer Size” Average Response Time Graph.....	58
SPC-2 “Large File Processing/READ ONLY/256 KiB Transfer Size” Test Run Data – Ramp-Up Period.....	59
SPC-2 “Large File Processing/READ ONLY/256 KiB Transfer Size” Test Run Data Measurement Interval, Run-Out, and Ramp-Down Periods	60
SPC-2 “Large File Processing/READ ONLY/256 KiB Transfer Size” Average Data Rate Graph – Complete Test Run	61
SPC-2 “Large File Processing/READ ONLY/256 KiB Transfer Size” Average Data Rate Graph – Measurement Interval (MI) Only	61
SPC-2 “Large File Processing/READ ONLY/256 KiB Transfer Size” Average Data Rate per Stream Graph	62
SPC-2 “Large File Processing/READ ONLY/256 KiB Transfer Size” Average Response Time Graph.....	62
Large Database Query Test.....	63
SPC-2 Workload Generator Commands and Parameters.....	63

SPC-2 Test Results File	63
SPC-2 Large Database Query Average Data Rates (MB/s)	64
SPC-2 Large Database Query Average Data Rates Graph.....	64
SPC-2 Large Database Query Average Data Rate per Stream	65
SPC-2 Large Database Query Average Data Rate per Stream Graph.....	65
SPC-2 Large Database Query Average Response Time.....	66
SPC-2 Large Database Query Average Response Time Graph	66
Large Database Query Test – 1024 KiB TRANSFER SIZE Test Phase	67
SPC-2 “Large Database Query/1024 KiB Transfer Size/4 Outstanding I/Os” Test Run Data – Ramp-Up Period.....	68
SPC-2 “Large Database Query/1024 KiB Transfer Size/4 Outstanding I/Os” Test Run Data Measurement Interval, Run-Out, and Ramp-Down Periods	69
SPC-2 “Large Database Query/1024 KiB Transfer Size/4 Outstanding I/Os” Average Data Rate Graph – Complete Test Run	70
SPC-2 “Large Database Query/1024 KiB Transfer Size/4 Outstanding I/Os” Average Data Rate Graph – Measurement Interval (MI) Only	70
SPC-2 “Large Database Query/1024 KiB Transfer Size/4 Outstanding I/Os” Average Data Rate per Stream Graph	71
SPC-2 “Large Database Query/1024 KiB Transfer Size/4 Outstanding I/Os” Average Response Time Graph.....	71
SPC-2 “Large Database Query/1024 KiB Transfer Size/1 Outstanding I/O” Test Run Data – Ramp-Up Period.....	72
SPC-2 “Large Database Query/1024 KiB Transfer Size/1 Outstanding I/O” Test Run Data Measurement Interval, Run-Out, and Ramp-Down Periods	73
SPC-2 “Large Database Query/1024 KiB Transfer Size/1 Outstanding I/O” Average Data Rate Graph – Complete Test Run	74
SPC-2 “Large Database Query/1024 KiB Transfer Size/1 Outstanding I/O” Average Data Rate Graph – Measurement Interval (MI) Only	74
SPC-2 “Large Database Query/1024 KiB Transfer Size/1 Outstanding I/O” Average Data Rate per Stream Graph	75
SPC-2 “Large Database Query/1024 KiB Transfer Size/1 Outstanding I/O” Average Response Time Graph.....	75
Large Database Query Test – 64 KiB TRANSFER SIZE Test Phase	76
SPC-2 “Large Database Query/64 KiB Transfer Size/4 Outstanding I/Os” Test Run Data – Ramp-Up Period.....	77
SPC-2 “Large Database Query/64 KiB Transfer Size/4 Outstanding I/Os” Test Run Data Measurement Interval, Run-Out, and Ramp-Down Periods	78
SPC-2 “Large Database Query/64 KiB Transfer Size/4 Outstanding I/Os” Average Data Rate Graph – Complete Test Run	79
SPC-2 “Large Database Query/64 KiB Transfer Size/4 Outstanding I/Os” Average Data Rate Graph – Measurement Interval (MI) Only	79

SPC-2 “Large Database Query/64 KiB Transfer Size/4 Outstanding I/Os” Average Data Rate per Stream Graph.....	80
SPC-2 “Large Database Query/64 KiB Transfer Size/4 Outstanding I/Os” Average Response Time Graph.....	80
SPC-2 “Large Database Query/64 KiB Transfer Size/1 Outstanding I/O” Test Run Data – Ramp-Up Period.....	81
SPC-2 “Large Database Query/64 KiB Transfer Size/1 Outstanding I/O” Test Run Data Measurement Interval, Run-Out, and Ramp-Down Period.....	82
SPC-2 “Large Database Query/64 KiB Transfer Size/1 Outstanding I/O” Average Data Rate Graph – Complete Test Run	83
SPC-2 “Large Database Query/64 KiB Transfer Size/1 Outstanding I/O” Average Data Rate Graph – Measurement Interval (MI) Only	83
SPC-2 “Large Database Query/64 KiB Transfer Size/1 Outstanding I/O” Average Data Rate per Stream Graph.....	84
SPC-2 “Large Database Query/64 KiB Transfer Size/1 Outstanding I/O” Average Response Time Graph.....	84
Video on Demand Delivery Test	85
SPC-2 Workload Generator Commands and Parameters.....	85
SPC-2 Test Results File	86
SPC-2 Video on Demand Delivery Test Run Data	86
Video on Demand Delivery Test – TEST RUN DATA BY INTERVAL.....	87
SPC-2 Video on Demand Delivery Average Data Rate Graph	88
SPC-2 Video on Demand Delivery Average Data Rate per Stream Graph.....	88
SPC-2 Video on Demand Delivery Average Response Time Graph	89
SPC-2 Video on Demand Delivery Maximum Response Time Graph.....	89
Data Persistence Test.....	90
SPC-2 Workload Generator Commands and Parameters.....	90
Data Persistence Test Results File	90
Data Persistence Test Results.....	91
Priced Storage Configuration Availability Date.....	92
Anomalies or Irregularities	92
Appendix A: SPC-2 Glossary	93
“Decimal” (<i>powers of ten</i>) Measurement Units.....	93
“Binary” (<i>powers of two</i>) Measurement Units.....	93
SPC-2 Data Repository Definitions.....	93
SPC-2 Data Protection Levels	94
SPC-2 Test Execution Definitions	94
I/O Completion Types.....	97
SPC-2 Test Run Components	97
Appendix B: Customer Tunable Parameters and Options.....	98

Windows Server 2003 Registry Changes.....	98
LSI HBA BIOS Modifications.....	98
Appendix C: Tested Storage Configuration (TSC) Creation	99
SPC2_60drive_base_turbo.cfg.....	99
Appendix D: SPC-2 Workload Generator Storage Commands and Parameters	106
Large File Processing Test (<i>LFP</i>).....	106
Large Database Query Test (<i>LDQ</i>).....	107
Video on Demand Delivery Test (<i>VOD</i>).....	108
Persistence Test Run 1 (<i>write phase</i>)	109
Persistence Test Run 2 (<i>read phase</i>)	109
Appendix E: SPC-2 Workload Generator Execution Commands and Parameters	110
Video on Demand Delivery, Large File Processing Test, Large Database Query Tests, and Persistence Test Run 1.....	110
Persistence Test Run 2.....	111

AUDIT CERTIFICATION



Bruce McNutt
IBM Corporation
650 Harry Road
San Jose, CA 95120

December 30, 2010

The SPC Benchmark 2™ results listed below for the IBM System Storage® DS3524 Express Turbo produced in compliance with the SPC Benchmark 2™ V1.3 Remote Audit requirements.

SPC Benchmark 2™ V1.3 Results	
Tested Storage Product (TSP) Name:	
IBM System Storage® DS3524 Express Turbo	
Metric	Reported Result
SPC-2 MBPS™	2,510.56
SPC-2 Price-Performance	\$26.76/SPC-2 MBPS™
ASU Capacity	14,374,215 GB
Data Protection Level	Protected (RAID-5)
Total Price (including three-year maintenance)	\$67,185.00

The following SPC Benchmark 2™ Remote Audit requirements were reviewed and found compliant with V1.3 of the SPC Benchmark 2™ specification:

- A Letter of Good Faith, signed by a senior executive.
- The following Data Repository storage items were verified by documentation supplied by IBM Corporation:
 - ✓ Physical Storage Capacity and related requirements.
 - ✓ Configured Storage Capacity and related requirements.
 - ✓ Addressable Storage Capacity and related requirements.
 - ✓ Capacity of each Logical Volume and related requirements.
 - ✓ Capacity of the Application Storage Unit (ASU) and related requirements.
- An appropriate diagram of the Benchmark Configuration (BC)/Tested Storage Configuration (TSC).
- Listings and commands used to create and configure the Benchmark Configuration/Tested Storage Configuration.

Storage Performance Council
643 Bair Island Road, Suite 103
Redwood City, CA 94062
AuditService@StoragePerformance.org
650.556.9384

AUDIT CERTIFICATION (CONT.)

IBM System Storage® DS3524 Express Turbo
SPC-2 Audit Certification

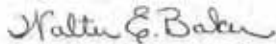
Page 2

- Documentation of each customer tunable parameter or option that was changed from its default value.
- The following Host System items were verified by documentation supplied by IBM Corporation:
 - ✓ Required Host System configuration information.
 - ✓ The TSC boundary within the Host System.
- The following SPC-2 Workload Generator information was verified by documentation supplied by IBM Corporation:
 - ✓ The presence and version number of the Workload Generator on each Host System.
 - ✓ Commands and parameters used to configure the SPC-2 Workload Generator.
- The Test Results Files and resultant Summary Results Files received for each of the following were authentic, accurate, and compliant with all of the requirements and constraints of Clauses 5 and 6 of the SPC-2 Benchmark Specification:
 - ✓ Data Persistence Test
 - ✓ Large File Processing Test
 - ✓ Large Database Query Test
 - ✓ Video on Demand Delivery Test
- The differences between the Tested Storage Configuration and Priced Storage Configuration were documented and, if applied to the Tested Storage Configuration, would not have an impact on the audited benchmark measurements.
- The submitted pricing information met all of the requirements and constraints of Clause 9 of the SPC-2 Benchmark Specification.
- The Full Disclosure Report (FDR) met all of the requirements in Clause 10 of the SPC-2 Benchmark Specification.
- This successfully audited SPC measurement is not subject to an SPC Confidential Review.

Audit Notes:

There were no audit notes or exceptions.

Respectfully,



Walter E. Baker
SPC Auditor

Storage Performance Council
843 Bair Island Road, Suite 103
Redwood City, CA 94062
AuditService@StoragePerformance.org
650.556.9384

LETTER OF GOOD FAITH



Vice President and Disk Storage Business Line Executive

IBM Technology & Systems Group
3039 Cornwallis Road,
Research Triangle Park, NC 27709

Phone: 1-919-643-6345
Fax: 1-919-643-2856

December 7, 2010

Mr. Walter E. Baker, SPC Auditor
Gradient Systems, Inc.
643 Bair Island Road, Suite 103
Redwood City, CA 94063

Subject: SPC-2 Letter of Good Faith for the IBM System Storage DS3500 Express Turbo.

IBM Corporation is the SPC-2 Test Sponsor for the above listed product. To the best of our knowledge and belief, the required SPC-2 benchmark results and materials we have submitted for that product are complete, accurate, and in full compliance with Version 1.3 of the SPC-2 benchmark specification.

Our disclosure of the Benchmark configuration and execution of the benchmark includes all items that, to the best of our knowledge and belief, materially affect the reported results, regardless of whether such items are explicitly required to be disclosed by the SPC-2 benchmark specification.

Sincerely,

A handwritten signature in cursive script that reads "Doug Balog".

Doug Balog

EXECUTIVE SUMMARY

Test Sponsor and Contact Information

Test Sponsor and Contact Information	
Test Sponsor Primary Contact	IBM Corporation – http://www.ibm.com Bruce McNutt – bmcnutt@us.ibm.com 650 Harry Road San Jose, CA 95120 Phone: (408) 927-2717 FAX: (408) 927-2050
Test Sponsor Alternate Contact	IBM Corporation – http://www.ibm.com Vernon Miller – millerv@us.ibm.com KBV/9062-2 9000 South Rita Road Tucson, AZ 85744 Phone: (520) 799-4849 FAX: (520) 799-5550
Auditor	Storage Performance Council – http://www.storageperformance.org Walter E. Baker – AuditService@StoragePerformance.org 643 Bair Island Road, Suite 103 Redwood City, CA 94063 Phone: (650) 556-9384 FAX: (650) 556-9385

Revision Information and Key Dates

Revision Information and Key Dates	
SPC-2 Specification revision number	V1.3
SPC-2 Workload Generator revision number	V1.0
Date Results were first used publicly	December 31, 2010
Date FDR was submitted to the SPC	December 31, 2010
Date the TSC will be available for shipment to customers	currently available
Date the TSC completed audit certification	December 30, 2010

Tested Storage Product (TSP) Description

The IBM System Storage DS3500 Express Storage Systems and EXP3500 Express Expansion Units are the newest addition to the IBM System Storage DS3000 series family of entry disk storage systems. The DS3500 delivers affordable, entry-level configurations for small and medium businesses in compact 2U, 19-inch rack mount enclosures, with the flexibility to scale in capacity, performance, host interfaces, and functions as your business grows or requirements change.

SPC-2 Reported Data

SPC-2 Reported Data consists of three groups of information:

- The following SPC-2 Primary Metrics, which characterize the overall benchmark result:
 - SPC-2 MBPS™
 - SPC-2 Price Performance
 - Application Storage Unit (ASU) Capacity
- Supplemental data to the SPC-2 Primary Metrics.
 - Total Price
 - Data Protection Level
- Reported Data for each SPC Test: Large File Processing (LFP), Large Database Query (LDQ), and Video on Demand Delivery (VOD) Test.

SPC-2 Reported Data				
IBM System Storage® DS3524 Express Turbo				
SPC-2 MBPS™	SPC-2 Price-Performance	ASU Capacity (GB)	Total Price	Data Protection Level
2,510.56	\$26.76	14,374.215	\$ 67,185.00	Protected (RAID-5)
<i>The above SPC-2 MBPS™ value represents the aggregate data rate of all three SPC-2 workloads: Large File Processing (LFP), Large Database Query (LDQ), and Video On Demand (VOD)</i>				
SPC-2 Large File Processing (LFP) Reported Data				
	Data Rate (MB/second)	Number of Streams	Data Rate per Stream	Price-Performance
LFP Composite	2,248.13			\$29.88
Write Only:				
1024 KiB Transfer	1,323.79	20	66.19	
256 KiB Transfer	1,288.81	20	64.44	
Read-Write:				
1024 KiB Transfer	1,843.00	20	92.15	
256 KiB Transfer	1,898.16	20	94.91	
Read Only:				
1024 KiB Transfer	3,630.54	20	181.53	
256 KiB Transfer	3,504.49	20	175.22	
<i>The above SPC-2 Data Rate value for LFP Composite represents the aggregate performance of all three LFP Test Phases: (Write Only, Read-Write, and Read Only).</i>				
SPC-2 Large Database Query (LDQ) Reported Data				
	Data Rate (MB/second)	Number of Streams	Data Rate per Stream	Price-Performance
LDQ Composite	3,160.15			\$21.26
1024 KiB Transfer Size				
4 I/Os Outstanding	3,455.38	20	172.77	
1 I/O Outstanding	3,493.38	20	174.67	
64 KiB Transfer Size				
4 I/Os Outstanding	2,771.20	20	138.56	
1 I/O Outstanding	2,920.65	20	146.03	
<i>The above SPC-2 Data Rate value for LDQ Composite represents the aggregate performance of the two LDQ Test Phases: (1024 KiB and 64 KiB Transfer Sizes).</i>				
SPC-2 Video On Demand (VOD) Reported Data				
	Data Rate (MB/second)	Number of Streams	Data Rate per Stream	Price-Performance
	2,123.38	2,700	0.79	\$31.64

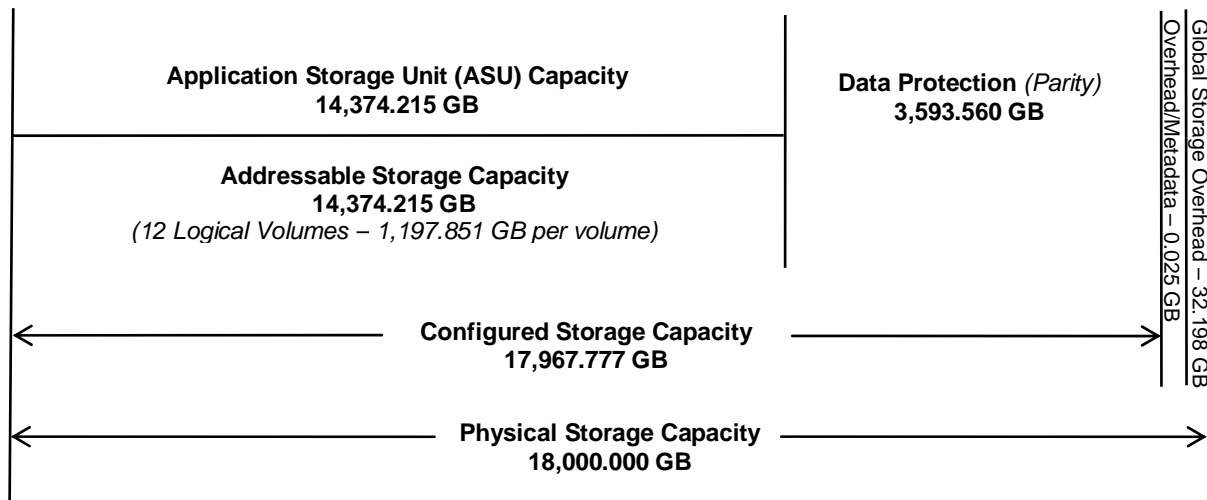
SPC-2 MBPS™ represents the aggregate data rate, in megabytes per second, of all three SPC-2 workloads: Large File Processing (LFP), Large Database Query (LDQ), and Video on Demand (VOD).

ASU (Application Storage Unit) Capacity represents the total storage capacity read and written in the course of executing the SPC-2 benchmark.

A **Data Protection Level of Protected** using **RAID-5** provides data protection by distributing check data corresponding to user data across multiple disks in the form of bit-by-bit parity.

Storage Capacities and Relationships

The following diagram (*not to scale*) and table document the various storage capacities, used in this benchmark, and their relationships, as well as the storage utilization values required to be reported.



SPC-1 Storage Capacity Utilization	
Application Utilization	79.86%
Protected Application Utilization	99.82%
Unused Storage Ratio	0.00%

Application Utilization: Total ASU Capacity (14,374.215 GB) divided by Physical Storage Capacity (18,000.000 GB)

Protected Application Utilization: (Total ASU Capacity (14,374.215 GB) plus total Data Protection Capacity (3,593.560 GB) minus unused Data Protection Capacity (GB) divided by Physical Storage Capacity (18,000.000 GB).

Unused Storage Ratio: Total Unused Capacity (0.000 GB) divided by Physical Storage Capacity (18,000.000 GB) and may not exceed 45%.

Detailed information for the various storage capacities and utilizations is available on pages 23-24 in the Full Disclosure Report.

Differences between the Tested Storage Configuration (TSC) and Priced Storage Configuration

The difference between the Tested Storage Configuration and Priced Storage Configuration is that the priced disk drives are mounted in an IBM drive carrier and each disk drive is configured to self-identify as a DS3000 brand. That difference, if applied to the TSC, would not have a negative impact on the reported SPC-1 performance.

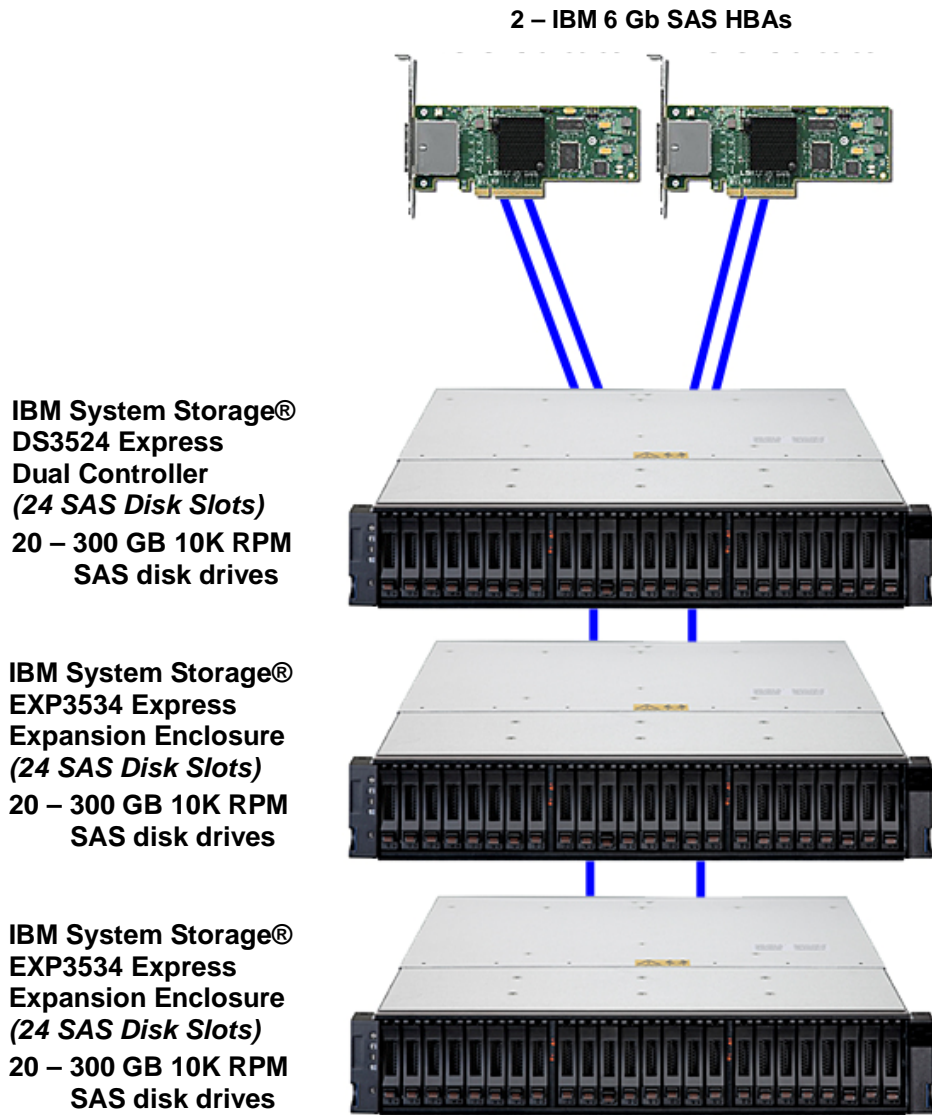
Priced Storage Configuration Pricing

Item	IBM Description	Feature Code (4 digits) or Part Number (7 digits)	Qty	Unit Price (usd)	Total (usd)
HBA	IBM 6Gb SAS HBA	46M0907	2	\$ 199.00	\$ 398.00
Storage System	IBM System Storage DS3524 Express Dual Controller	2812	1	\$ 9,299.00	\$ 9,299.00
Advanced Functions	Turbo Performance	4400	1	\$ 6,850.00	\$ 6,850.00
Memory	2 GB cache upgrade	3630	2	\$ 2,499.00	\$ 4,998.00
Expansion Unit	IBM System Storage EXP3524 Express	2822	2	\$ 3,999.00	\$ 7,998.00
Drives	300GB 10,000 rpm 6Gb SAS 2.5" HDD	5210	60	\$ 549.00	\$ 32,940.00
Cables	1m SAS Cable	3708	8	\$ 119.00	\$ 952.00
Maintenance and Warranty	DS3524 3 Year Onsite Repair 24x7 4 Hour Response	67567DT	1	\$ 1,350.00	\$ 1,350.00
Maintenance and Warranty	EXP3524 3 Year Onsite Repair 24x7 4 Hour Response	67567F3	2	\$ 1,200.00	\$ 2,400.00
				Total Price List (usd)	\$ 67,185.00

The following pricing includes the following:

- Acknowledgement of new and existing hardware and/or software problems within four hours.
- Onsite presence of a qualified maintenance engineer or provision of a customer replaceable part within four hours of the above acknowledgement for any hardware failure that results in an inoperative Priced Storage Configuration component.

Priced Storage Configuration Diagram



Priced Storage Configuration Components

Priced Storage Configuration
2 – IBM 6 Gb dual-ported SAS HBAs
IBM System Storage® DS3524 Express Turbo IBM System Storage® DS3524 Express dual controller with: 2 GB cache per controller (<i>4 GB total</i>) Turbo Performance 2 – 6 Gb SAS host connections per controller (<i>4 total, 4 used</i>) 1 – 6 Gb SAS drive connections per controller (<i>2 total, 2 used</i>)
8 – 1m SAS cables
2 – IBM System Storage® EXP3524 Express expansion units
60 – 300 GB 10K RPM SAS disk drives 20 disk drives in the base unit 20 disk drives in each expansion unit

CONFIGURATION INFORMATION

This portion of the Full Disclosure Report documents and illustrates the detailed information necessary to recreate the Benchmark Configuration (BC), including the Tested Storage Configuration (TSC), so that the SPC-2 benchmark result produced by the BC may be independently reproduced.

In each of the following sections of this document, the appropriate Full Disclosure Report requirement, from the SPC-2 benchmark specification, is stated in italics followed by the information to fulfill the stated requirement.

Benchmark Configuration (BC)/Tested Storage Configuration (TSC) Diagram

Clause 10.6.6

The FDR will contain a one page BC/TSC diagram that illustrates all major components of the BC/TSC.

The Benchmark Configuration (BC)/Tested Storage Configuration (TSC) is illustrated on page 17.

Storage Network Configuration

Clause 10.6.6.1

If a storage network was configured as a part of the Tested Storage Configuration and the Benchmark Configuration described in Clause 10.6.6 contains a high-level illustration of the network configuration, the Executive Summary will contain a one page topology diagram of the storage network as illustrated in Figure 10.11.

The Benchmark Configuration (BC)/Tested Storage Configuration (TSC) was configured with local storage and, as such, did not employ a storage network.

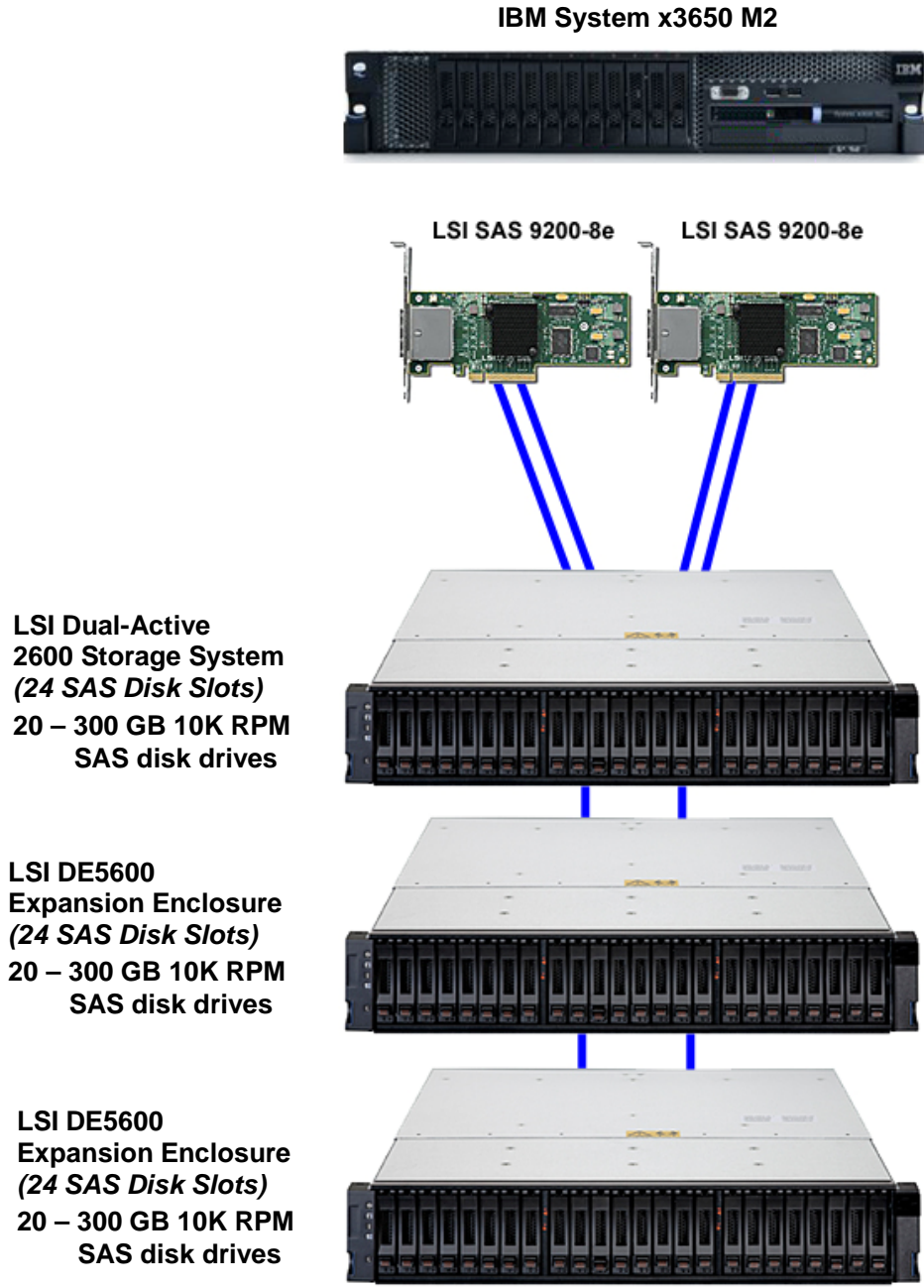
Host System and Tested Storage Configuration Table

Clause 10.6.6.2

The FDR will contain a table that lists the major components of each Host System and the Tested Storage Configuration.

The components that comprise each Host System and the Tested Storage Configuration are listed in the table that appears on page 17.

Benchmark Configuration/Tested Storage Configuration Diagram



Host System and Tested Storage Configuration Components

Host System:	Tested Storage Configuration (TSC):
IBM System x3650 M2	2 – LSI 9200-8e 6Gb SAS HBAs (<i>dual-ported</i>)
2 – 2.8 GHz Dual Xeon Processors with 8 MB L2 cache/CPU	LSI 26000 Storage System 2 – LSI 2660 SAS dual-active controllers with: 2 GB cache per controller (<i>4 GB total</i>) High Performance Tier enabled 2 – 6 Gb SAS host connections per controller (<i>4 total, 4 used</i>) 1 – 6 Gb SAS drive connections per controller (<i>2 total, 2 used</i>)
12 GB main memory	
Windows Server 2003 Enterprise Edition with SP2	
PCIe	
	8 – 1m SAS cables
	2 – LSI DE5600 24-slot expansion units
	60 – 300 GB 10K RPM SAS disk drives 20 disk drives in the base unit 20 disk drives in each expansion unit

Customer Tunable Parameters and Options

Clause 10.6.6.1

All Benchmark Configuration (BC) components with customer tunable parameter and options that have been altered from their default values must be listed in the FDR. The FDR entry for each of those components must include both the name of the component and the altered value of the parameter or option. If the parameter name is not self-explanatory to a knowledgeable practitioner, a brief description of the parameter's use must also be included in the FDR entry.

“Appendix B: Customer Tunable Parameters and Options” on page 98 contains the customer tunable parameters and options that have been altered from their default values for this benchmark.

Tested Storage Configuration (TSC) Description

Clause 10.6.6.2

The Full Disclosure Report must include sufficient information to recreate the logical representation of the Tested Storage Configuration (TSC). In addition to customer tunable parameters and options (Clause 10.6.6.1), that information must include, at a minimum:

- A diagram and/or description of the following:
 - All physical components that comprise the TSC. Those components are also illustrated in the BC Configuration Diagram in Clause 10.6.5.7 and the Storage Network Configuration Diagram in Clause 10.6.5.8.
 - The logical representation of the TSC, configured from the above components that will be presented to the SPC-2 Workload Generator.
- Listings of scripts used to create the logical representation of the TSC.
- If scripts were not used, a description of the process used with sufficient detail to recreate the logical representation of the TSC.

“Appendix C: Tested Storage Configuration (TSC) Creation” on page 99 contains the detailed information that describes how to create and configure the logical TSC.

SPC-2 Workload Generator Storage Configuration

Clause 10.6.6.3

The Full Disclosure Report will include all SPC-2 Workload Generator storage configuration commands and parameters used in the SPC-2 benchmark measurement.

The SPC-2 Workload Generator storage configuration commands and parameters for this measurement appear in “Appendix D: SPC-2 Workload Generator Storage Commands and Parameters” on page 99.

SPC-2 DATA REPOSITORY

This portion of the Full Disclosure Report presents the detailed information that fully documents the various SPC-2 storage capacities and mappings used in the Tested Storage Configuration. “SPC-2 Data Repository Definitions” on page 93 contains definitions of terms specific to the SPC-2 Data Repository.

In each of the following sections of this document, the appropriate Full Disclosure Report requirement, from the SPC-2 benchmark specification, is stated in italics followed by the information to fulfill the stated requirement.

SPC-2 Storage Capacities and Relationships

Two tables and an illustration documenting the storage capacities and relationships of the SPC-2 Storage Hierarchy (Clause 2.1) shall be included in the FDR.

SPC-2 Storage Capacities

SPC-2 Storage Capacities		
Storage Hierarchy Component	Units	Capacity
Total ASU Capacity	Gigabytes (GB)	14,374.215
Addressable Storage Capacity	Gigabytes (GB)	14,374.215
Configured Storage Capacity	Gigabytes (GB)	17,967.777
Physical Storage Capacity	Gigabytes (GB)	18,000.000
Data Protection (<i>RAID-5 parity</i>)	Gigabytes (GB)	3,593.560
Required Storage (<i>overhead/metadata</i>)	Gigabytes (GB)	0.026
Global Storage Overhead	Gigabytes (GB)	32.198
Total Unused Storage	Gigabytes (GB)	0.000

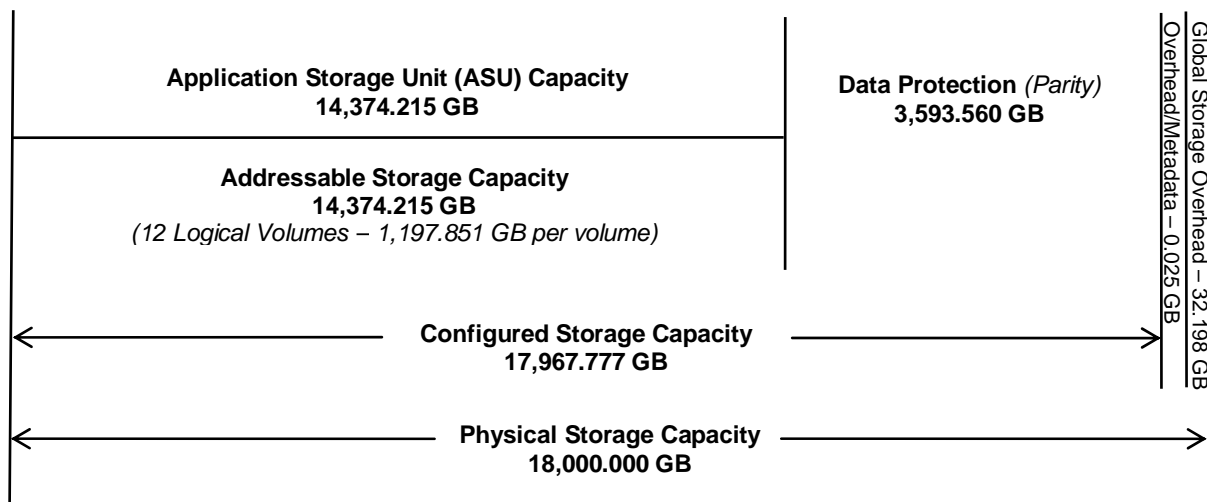
SPC-2 Storage Hierarchy Ratios

	Addressable Storage Capacity	Configured Storage Capacity	Physical Storage Capacity
Total ASU Capacity	100.00%	80.00%	79.86%
Data Protection (<i>RAID-5 parity</i>)		20.00%	19.96%
Addressable Storage Capacity		80.00%	79.86%
Required Storage		0.00%	0.00%
Configured Storage Capacity			99.82%
Global Storage Overhead			0.18%
Unused Storage:			
Addressable	0.00%		
Configured		0.00%	
Physical			0.00%

The Physical Storage Capacity consisted of 18,000.00 GB distributed over 60 disk drives each with a formatted capacity of 300.000 GB. There was 0.000 GB (0.00%) of Unused Storage within the Physical Storage Capacity. Global Storage Overhead consisted of 32.198 GB (0.18%) of Physical Storage Capacity. There was 0.000 GB (0.00%) of Unused Storage within the Configured Storage Capacity. The Total ASU Capacity utilized 100% of the Addressable Storage Capacity resulting in 0.000 GB (0.00%) of Unused Storage within the Addressable Storage Capacity. The Data Protection (*RAID-5 parity*) capacity was 3,593.560 GB of which 3,593.560 GB was utilized. The total Unused Storage was 0.000 GB.

SPC-2 Storage Capacities and Relationships Illustration

The various storage capacities configured in the benchmark result are illustrated below (not to scale).



Storage Capacity Utilization

Clause 10.6.8.2

The FDR will include a table illustrating the storage capacity utilization values defined for Application Utilization (Clause 2.8.1), Protected Application Utilization (Clause 2.8.2), and Unused Storage Ratio (Clause 2.8.3).

Clause 2.8.1

Application Utilization is defined as Total ASU Capacity divided by Physical Storage Capacity.

Clause 2.8.2

Protected Application Utilization is defined as (Total ASU Capacity plus total Data Protection Capacity minus unused Data Protection Capacity) divided by Physical Storage Capacity.

Clause 2.8.3

Unused Storage Ratio is defined as Total Unused Capacity divided by Physical Storage Capacity and may not exceed 45%.

SPC-1 Storage Capacity Utilization	
Application Utilization	79.86%
Protected Application Utilization	99.82%
Unused Storage Ratio	0.00%

Logical Volume Capacity and ASU Mapping

Clause 10.6.7.2

A table illustrating the capacity of the Application Storage Unit (ASU) and the mapping of Logical Volumes to ASU will be provided in the FDR. Capacity must be stated in gigabytes (GB) as a value with a minimum of two digits to the right of the decimal point. Each Logical Volume will be sequenced in the table from top to bottom per its position in the contiguous address space of the ASU. Each Logical Volume entry will list its total capacity, the portion of that capacity used for the ASU, and any unused capacity.

Logical Volume (LV) Capacity and Mapping			
ASU (14,374.215 GB)			
	Total Capacity (GB)	Capacity Used (GB)	Capacity Unused (GB)
Logical Volumes 1-12	1,197.851 per LV	1,197.851 per LV	0.000 per LV

See the Storage Definition (sd) entries in “Appendix D: SPC-2 Workload Generator Storage Commands and Parameters” on page 99 for more detailed configuration information.

SPC-2 TEST EXECUTION RESULTS

This portion of the Full Disclosure Report documents the results of the various SPC-2 Test, Test Phases, Test Run Sequences, and Test Runs. “SPC-2 Test Execution Definitions” on page 94 contains definitions of terms specific to the SPC-2 Data Repository.

In each of the following sections of this document, the appropriate Full Disclosure Report requirement, from the SPC-2 benchmark specification, is stated in italics followed by the information to fulfill the stated requirement.

SPC-2 Tests, Test Phases, Test Run Sequences, and Test Runs

The SPC-2 benchmark consists of the following Tests, Test Phases, Test Run Sequences, and Test Runs:

- **Data Persistence Test**
 - Data Persistence Test Run 1
 - Data Persistence Test Run 2

- **Large File Processing Test**
 - WRITE ONLY Test Phase
 - Test Run Sequence 1
 - ✓ Test Run 1 – 1024 KiB Transfer – maximum number of Streams
 - ✓ Test Run 2 – 1024 KiB Transfer – 50% of Test Run 1’s Streams value
 - ✓ Test Run 3 – 1024 KiB Transfer – 25% of Test Run 1’s Streams value
 - ✓ Test Run 4 – 1024 KiB Transfer – 12.5% of Test Run 1’s Streams value
 - ✓ Test Run 5 – 1024 KiB Transfer – single (1) Stream
 - Test Run Sequence 2
 - ✓ Test Run 6 – 256 KiB Transfer – maximum number of Streams
 - ✓ Test Run 7 – 256 KiB Transfer – 50% of Test Run 6’s Streams value
 - ✓ Test Run 8 – 256 KiB Transfer – 25% of Test Run 6’s Streams value
 - ✓ Test Run 9 – 256 KiB Transfer – 12.5% of Test Run 6’s Streams value
 - ✓ Test Run 10 – 256 KiB Transfer – single (1) Stream
 - READ-WRITE Test Phase
 - Test Run Sequence 3
 - ✓ Test Run 11 – 1024 KiB Transfer – maximum number of Streams
 - ✓ Test Run 12 – 1024 KiB Transfer – 50% of Test Run 11’s Streams value
 - ✓ Test Run 13 – 1024 KiB Transfer – 25% of Test Run 11’s Streams value
 - ✓ Test Run 14 – 1024 KiB Transfer – 12.5% of Test Run 11’s Streams value
 - ✓ Test Run 15 – 1024 KiB Transfer – single (1) Stream
 - Test Run Sequence 4
 - ✓ Test Run 16 – 256 KiB Transfer – maximum number of Streams
 - ✓ Test Run 17 – 256 KiB Transfer – 50% of Test Run 16’s Streams value
 - ✓ Test Run 18 – 256 KiB Transfer – 25% of Test Run 16’s Streams value
 - ✓ Test Run 19 – 256 KiB Transfer – 12.5% of Test Run 16’s Streams value
 - ✓ Test Run 20 – 256 KiB Transfer – single (1) Stream

- **Large File Processing Test (continued)**

- READ ONLY Test Phase

- Test Run Sequence 5
 - ✓ Test Run 21 – 1024 KiB Transfer – maximum number of Streams
 - ✓ Test Run 22 – 1024 KiB Transfer – 50% of Test Run 21's Streams value
 - ✓ Test Run 23 – 1024 KiB Transfer – 25% of Test Run 21's Streams value
 - ✓ Test Run 24 – 1024 KiB Transfer – 12.5% of Test Run 21's Streams value
 - ✓ Test Run 25 – 1024 KiB Transfer – single (1) Stream
- Test Run Sequence 6
 - ✓ Test Run 26 – 256 KiB Transfer – maximum number of Streams
 - ✓ Test Run 27 – 256 KiB Transfer – 50% of Test Run 26's Streams value
 - ✓ Test Run 28 – 256 KiB Transfer – 25% of Test Run 26's Streams value
 - ✓ Test Run 29 – 256 KiB Transfer – 12.5% of Test Run 26's Streams value
 - ✓ Test Run 30 – 256 KiB Transfer – single (1) Stream

- **Large Database Query Test**

- 1024 KiB TRANSFER SIZE Test Phase

- Test Run Sequence 1
 - ✓ Test Run 1 – 4 I/O Requests Outstanding – maximum number of Streams
 - ✓ Test Run 2 – 4 I/O Requests Outstanding – 50% of Test Run 1's Streams value
 - ✓ Test Run 3 – 4 I/O Requests Outstanding – 25% of Test Run 1's Streams value
 - ✓ Test Run 4 – 4 I/O Requests Outstanding – 12.5% of Test Run 1's Streams value
 - ✓ Test Run 5 – 4 I/O Requests Outstanding – single (1) Stream
- Test Run Sequence 2
 - ✓ Test Run 6 – 1 I/O Request Outstanding – maximum number of Streams
 - ✓ Test Run 7 – 1 I/O Request Outstanding – 50% of Test Run 6's Streams value
 - ✓ Test Run 8 – 1 I/O Request Outstanding – 25% of Test Run 6's Streams value
 - ✓ Test Run 9 – 1 I/O Request Outstanding – 12.5% of Test Run 6's Streams value
 - ✓ Test Run 10 – 1 I/O Request Outstanding – single (1) Stream

- 64 KiB TRANSFER SIZE Test Phase

- Test Run Sequence 3
 - ✓ Test Run 11 – 4 I/O Requests Outstanding – maximum number of Streams
 - ✓ Test Run 12 – 4 I/O Requests Outstanding – 50% of Test Run 11's Streams value
 - ✓ Test Run 13 – 4 I/O Requests Outstanding – 25% of Test Run 11's Streams value
 - ✓ Test Run 14 – 4 I/O Requests Outstanding – 12.5% of Test Run 11's Streams value
 - ✓ Test Run 15 – 4 I/O Requests Outstanding – single (1) Stream
- Test Run Sequence 4
 - ✓ Test Run 16 – 1 I/O Request Outstanding – maximum number of Streams
 - ✓ Test Run 17 – 1 I/O Request Outstanding – 50% of Test Run 16's Streams value
 - ✓ Test Run 18 – 1 I/O Request Outstanding – 25% of Test Run 16's Streams value
 - ✓ Test Run 19 – 1 I/O Request Outstanding – 12.5% of Test Run 16's Streams value
 - ✓ Test Run 20 – 1 I/O Request Outstanding – single (1) Stream

- **Video on Demand Delivery Test**

- Video on Demand Delivery Test Run

Each Test is an atomic unit that must be executed from start to finish before any other Test, Test Phase, or Test Run may be executed. The Tests may be executed in any sequence.

The results from each Test, Test Phase, and Test Run are listed below along with a more detailed explanation of each component.

Large File Processing Test

Clause 6.4.2.1

The Large File Processing Test consists of the I/O operations associated with the type of applications, in a wide range of fields, which require simple sequential processing of one or more large files. Specific examples of those types of applications include scientific computing and large-scale financial processing

Clause 6.4.2.2

The Large File Processing Test has three Test Phases, which shall be executed in the following uninterrupted sequence:

1. *WRITE ONLY*
2. *READ-WRITE*
3. *READ ONLY*

The BC shall not be restarted or manually disturbed, altered, or adjusted during the execution of the Large File Processing Test. If power is lost to the BC during this Test all results shall be rendered invalid and the Test re-run in its entirety.

Clause 10.6.8.1

The Full Disclosure Report will contain the following content for the Large File Processing Test:

1. *A listing of the SPC-2 Workload Generator commands and parameters used to execute each of the Test Runs in the Large File Processing Test.*
2. *The human readable SPC-2 Test Results File for each of the Test Runs in the Large File Processing Test.*
3. *A table that contains the following information for each Test Run in all three Test Phases of the Large File Processing Test:*
 - *The number Streams specified.*
 - *The Ramp-Up duration in seconds.*
 - *The Measurement Interval duration in seconds.*
 - *The average data rate, in MB per second, for the Measurement Interval.*
 - *The average data rate, in MB per second, per Stream for the Measurement Interval.*
4. *Average Data Rate and Average Data Rate per Stream graphs as defined in Clauses 10.1.1 and 10.1.2.*

SPC-2 Workload Generator Commands and Parameters

The SPC-2 Workload Generator commands and parameters for the Large File Processing Test Runs are documented in “Appendix E: SPC-2 Workload Generator Execution Commands and Parameters” on Page 110.

SPC-2 Test Results File

A link to the SPC-2 Test Results file generated from the Large File Processing Test Runs is listed below.

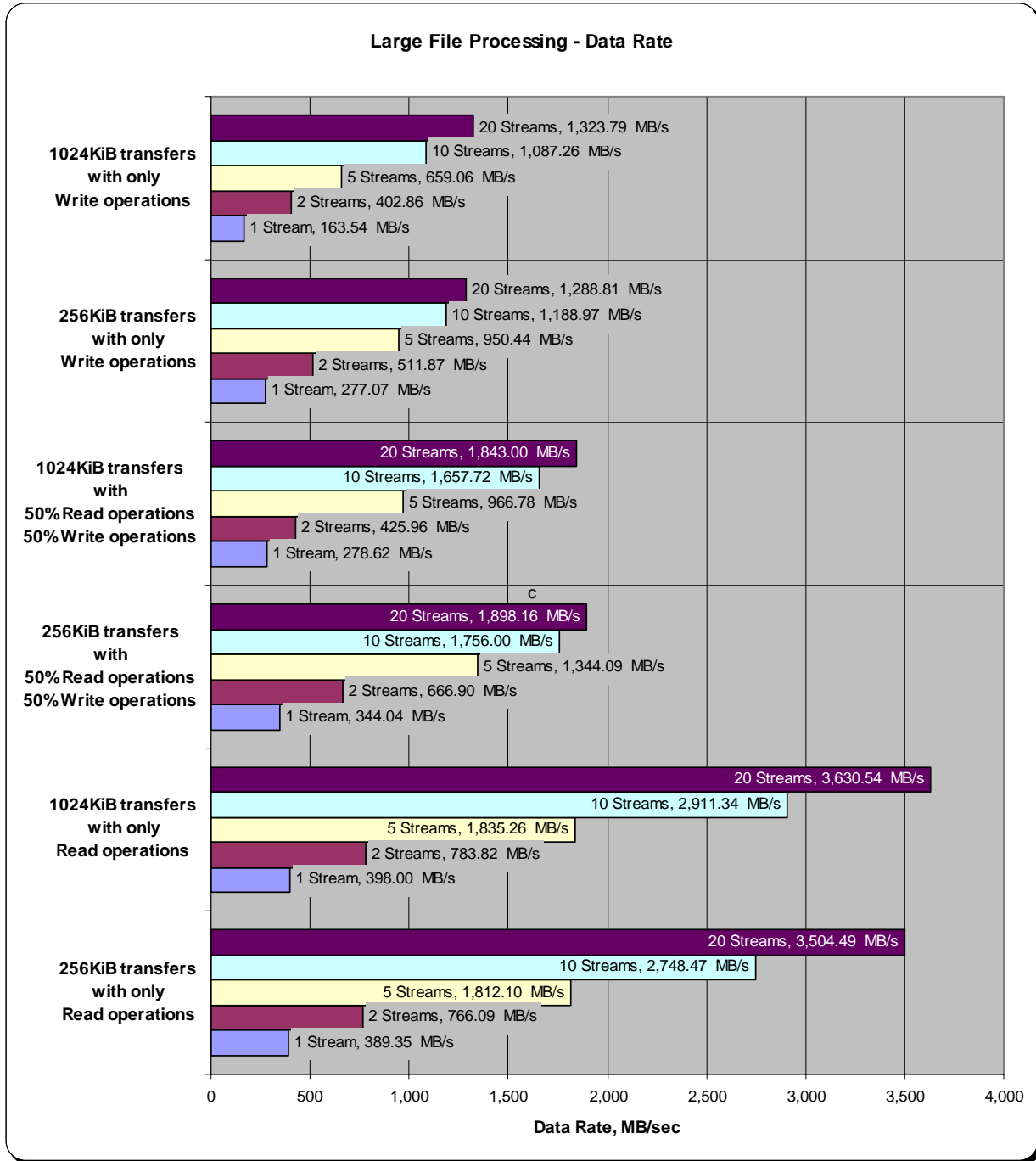
[SPC-2 Large File Processing Test Results File](#)

SPC-2 Large File Processing Average Data Rates (MB/s)

The average Data Rate (MB/s) for each Test Run in the three Test Phases of the SPC-2 Large File Processing Test is listed in the table below as well as illustrated in the following graph.

Test Run Sequence	1 Stream	2 Streams	5 Streams	10 Streams	20 Streams
Write 1024KiB	163.54	402.86	659.06	1,087.26	1,323.79
Write 256KiB	277.07	511.87	950.44	1,188.97	1,288.81
Read/Write 1024KiB	278.62	425.96	966.78	1,657.72	1,843.00
Read/Write 256KiB	344.04	666.90	1,344.09	1,756.00	1,898.16
Read 1024KiB	398.00	783.82	1,835.26	2,911.34	3,630.54
Read 256KiB	389.35	766.09	1,812.10	2,748.47	3,504.49

SPC-2 Large File Processing Average Data Rates Graph

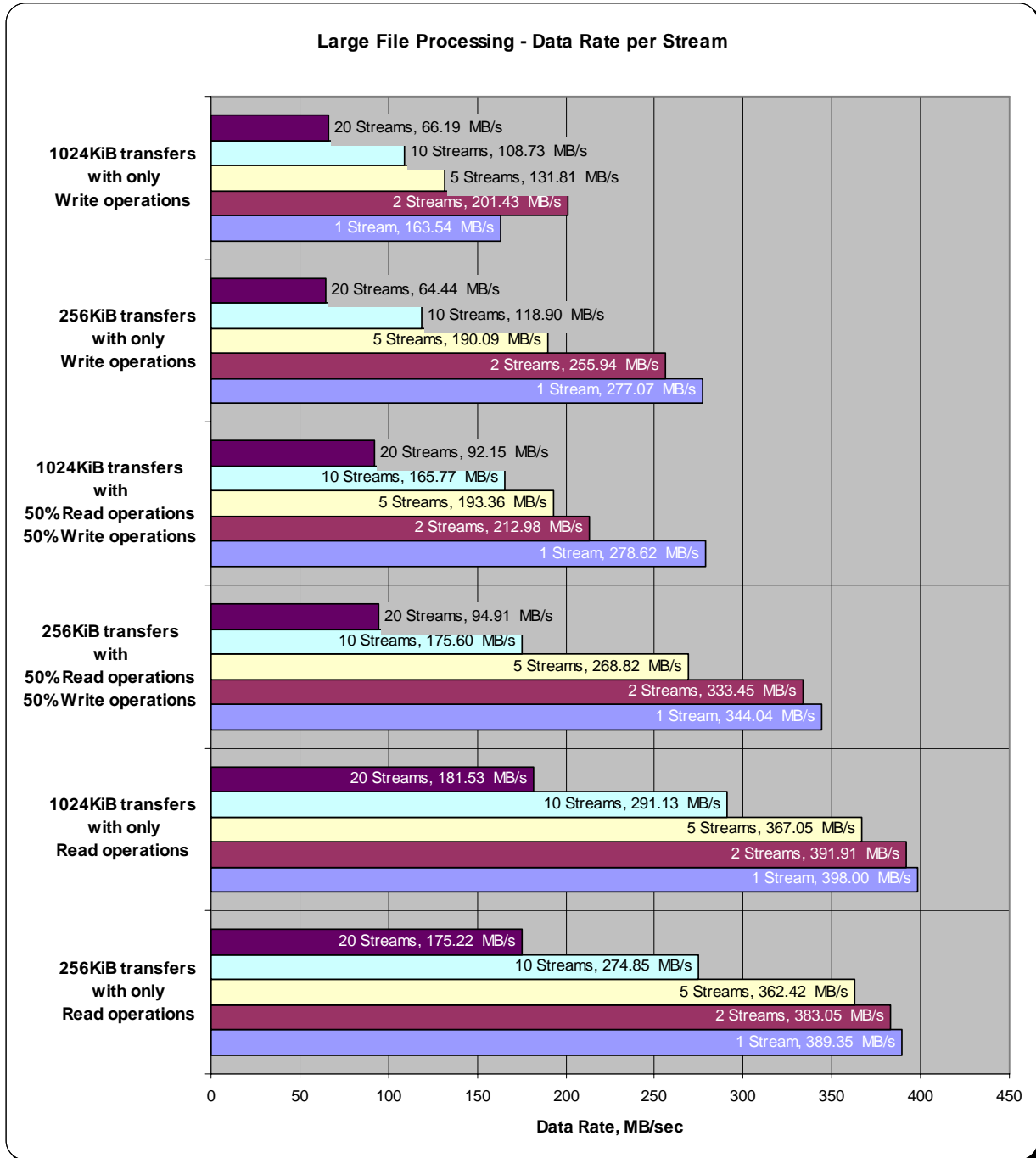


SPC-2 Large File Processing Average Data Rate per Stream

The average Data Rate per Stream for each Test Run in the three Test Phases of the SPC-2 Large File Processing Test is listed in the table below as well as illustrated in the following graph.

Test Run Sequence	1 Stream	2 Streams	5 Streams	10 Streams	20 Streams
Write 1024KiB	163.54	201.43	131.81	108.73	66.19
Write 256KiB	277.07	255.94	190.09	118.90	64.44
Read/Write 1024KiB	278.62	212.98	193.36	165.77	92.15
Read/Write 256KiB	344.04	333.45	268.82	175.60	94.91
Read 1024KiB	398.00	391.91	367.05	291.13	181.53
Read 256KiB	389.35	383.05	362.42	274.85	175.22

SPC-2 Large File Processing Average Data Rate per Stream Graph

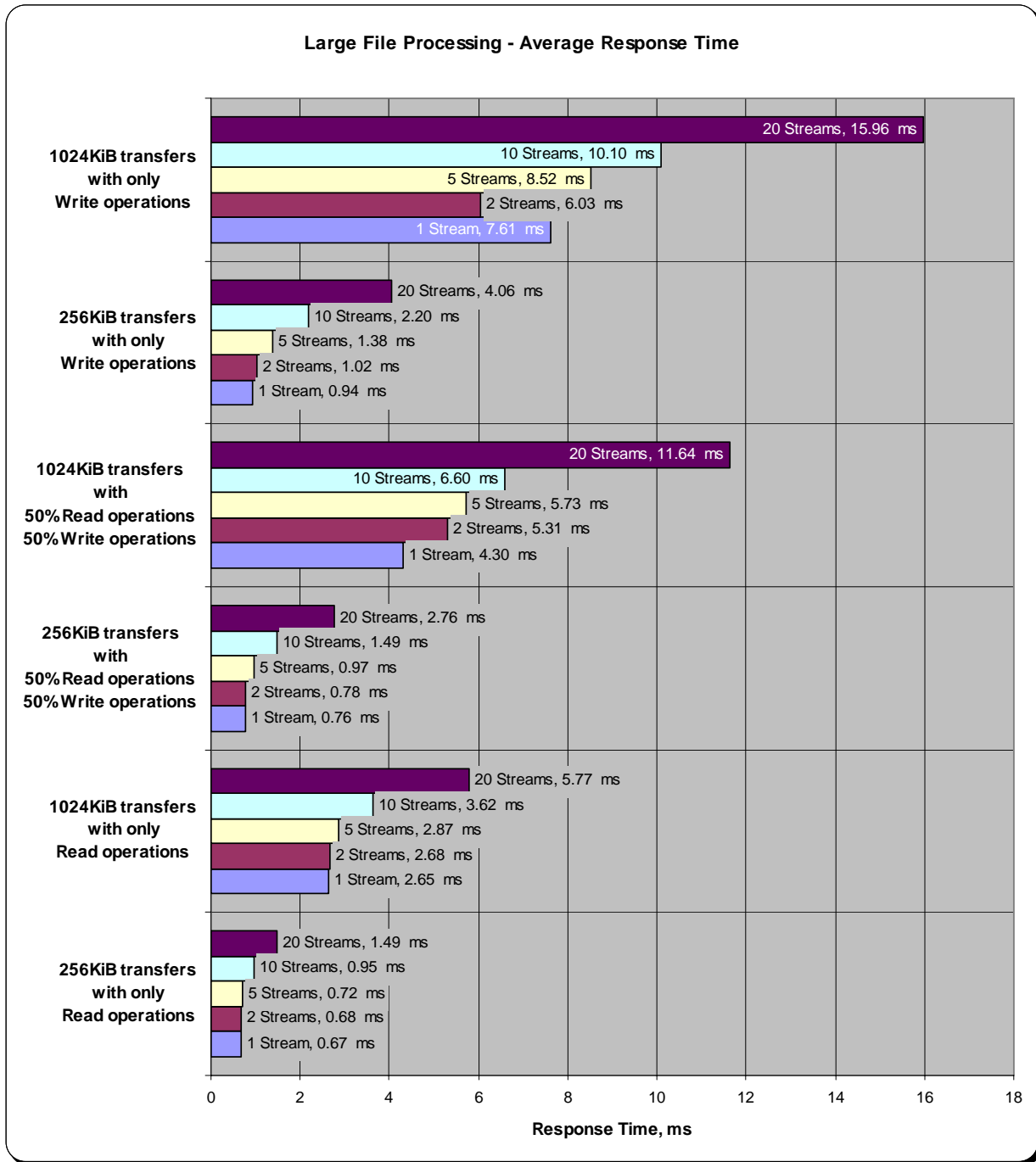


SPC-2 Large File Processing Average Response Time

The average Response Time, milliseconds (ms), for each Test Run in the three Test Phases of the SPC-2 Large File Processing Test is listed in the table below as well as illustrated in the following graph.

Test Run Sequence	1 Stream	2 Streams	5 Streams	10 Streams	20 Streams
Write 1024KiB	7.61	6.03	8.52	10.10	15.96
Write 256KiB	0.94	1.02	1.38	2.20	4.06
Read/Write 1024KiB	4.30	5.31	5.73	6.60	11.64
Read/Write 256KiB	0.76	0.78	0.97	1.49	2.76
Read 1024KiB	2.65	2.68	2.87	3.62	5.77
Read 256KiB	0.67	0.68	0.72	0.95	1.49

SPC-2 Large File Processing Average Response Time Graph



Large File Processing Test – WRITE ONLY Test Phase

Clause 10.6.8.1.1

1. A table that will contain the following information for each "WRITE ONLY, 1024 KiB Transfer Size" Test Run:
 - The number of Streams specified.
 - The average data rate, average data rate per stream, and average Response Time reported at five second intervals.
2. Average Data Rate (intervals), Average Data Rate per Stream (intervals), and Average Response Time (intervals) graphs for the "WRITE ONLY, 1024 KiB Transfer Size" Test Runs as specified in Clauses 10.1.4 – 10.1.6.
3. A table that will contain the following information for each "WRITE ONLY, 256 KiB Transfer Size" Test Run:
 - The number of Streams specified.
 - The average data rate, average data rate per stream, and average Response Time reported at five second intervals.
4. Average Data Rate (intervals), Average Data Rate per Stream (intervals), and Average Response Time (intervals) graphs for the "WRITE ONLY, 256 KiB Transfer Size" Test Runs as specified in Clauses 10.1.4 – 10.1.6.

The SPC-2 "Large File Processing/WRITE ONLY/1024 KiB Transfer Size" Test Run data is contained in the table that appears on the next page. That table is followed by graphs illustrating the average Data Rate, average Data Rate per Stream, and average Response Time produced by the same Test Runs. The table and graphs present the data at five-second intervals.

Immediately following the SPC-2 "Large File Processing/WRITE ONLY/1024 KiB Transfer Size" table and graphs will be the SPC-2 "Large File Processing/WRITE ONLY/64 KiB Transfer Size" table and graphs. The table contains the Test Run data and the graphs illustrate the average Data Rate, average Data Rate per Stream, and average Response Time produced by the Test Runs.

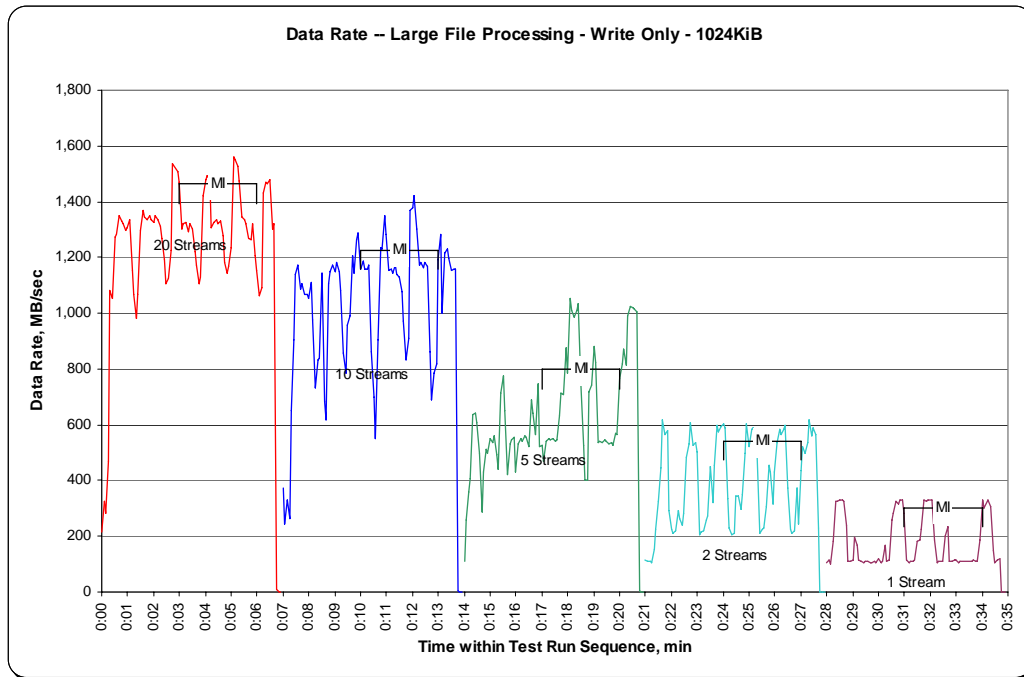
SPC-2 “Large File Processing/WRITE ONLY/1024 KiB Transfer Size” Test Run Data – Ramp-Up Period

TR1 Test Run Sequence Time	20 Streams			TR2 Test Run Sequence Time	10 Streams			TR3 Test Run Sequence Time	5 Streams			TR4 Test Run Sequence Time	2 Streams			TR5 Test Run Sequence Time	1 Stream		
	Data Rate, MB/sec	Data Rate / Stream, MB/sec	Response Time, ms		Data Rate, MB/sec	Data Rate / Stream, MB/sec	Response Time, ms		Data Rate, MB/sec	Data Rate / Stream, MB/sec	Response Time, ms		Data Rate, MB/sec	Data Rate / Stream, MB/sec	Response Time, ms		Data Rate, MB/sec	Data Rate / Stream, MB/sec	Response Time, ms
0:00:00	217.68	54.42	11.82	0:07:00	371.62	185.81	5.50	0:14:00	108.42	108.42	9.65	0:21:00	114.50	114.50	9.15	0:28:00	106.54	106.54	9.83
0:00:05	326.32	65.26	13.29	0:07:05	245.37	81.79	9.11	0:14:05	260.26	86.75	9.29	0:21:05	111.78	111.78	9.32	0:28:05	114.29	114.29	9.10
0:00:10	281.65	56.33	18.59	0:07:10	328.41	109.47	9.57	0:14:10	357.77	89.44	9.44	0:21:10	109.89	109.89	9.57	0:28:10	98.15	98.15	10.73
0:00:15	467.66	51.96	15.39	0:07:15	263.19	65.80	12.23	0:14:15	408.73	102.18	10.25	0:21:15	105.28	105.28	9.96	0:28:15	183.50	183.50	5.71
0:00:20	1,082.34	108.23	8.74	0:07:20	653.05	130.61	6.50	0:14:20	637.32	159.33	6.58	0:21:20	152.46	152.46	6.87	0:28:20	325.48	325.48	3.22
0:00:25	1,051.09	95.55	10.10	0:07:25	903.87	150.65	5.93	0:14:25	639.63	159.91	6.56	0:21:25	226.91	226.91	4.62	0:28:25	327.78	327.78	3.19
0:00:30	1,272.34	90.88	11.23	0:07:30	1,141.48	163.07	6.37	0:14:30	607.13	151.78	6.89	0:21:30	324.22	324.22	3.23	0:28:30	330.93	330.93	3.16
0:00:35	1,283.67	91.69	11.38	0:07:35	1,174.61	167.80	6.24	0:14:35	497.44	124.36	8.43	0:21:35	445.85	222.93	3.45	0:28:35	331.35	331.35	3.16
0:00:40	1,349.52	84.34	12.23	0:07:40	1,086.12	155.16	6.75	0:14:40	285.42	71.36	14.70	0:21:40	615.72	307.86	3.40	0:28:40	325.27	325.27	3.22
0:00:45	1,332.74	78.40	13.35	0:07:45	1,104.36	138.05	7.56	0:14:45	430.76	107.69	9.74	0:21:45	564.97	282.49	3.71	0:28:45	241.38	241.38	4.34
0:00:50	1,319.74	77.63	13.51	0:07:50	1,069.13	133.64	7.84	0:14:50	514.01	102.80	9.55	0:21:50	579.44	289.72	3.61	0:28:50	111.78	111.78	9.38
0:00:55	1,296.46	76.26	13.74	0:07:55	1,065.56	133.20	7.87	0:14:55	496.40	99.28	10.56	0:21:55	289.83	144.91	7.22	0:28:55	108.84	108.84	9.63
0:01:00	1,307.15	72.62	13.64	0:08:00	1,052.56	116.95	7.97	0:15:00	552.18	110.44	9.49	0:22:00	226.49	113.25	9.26	0:29:00	113.88	113.88	9.19
0:01:05	1,333.58	74.09	14.15	0:08:05	1,110.86	123.43	8.49	0:15:05	538.55	107.71	9.73	0:22:05	211.18	105.59	9.93	0:29:05	196.29	196.29	5.34
0:01:10	1,155.53	64.20	16.31	0:08:10	977.06	108.56	9.60	0:15:10	558.68	111.74	9.39	0:22:10	218.94	109.47	9.57	0:29:10	168.19	168.19	6.22
0:01:15	1,068.71	56.25	17.80	0:08:15	731.28	73.13	13.15	0:15:15	494.09	98.82	10.59	0:22:15	293.81	146.91	7.14	0:29:15	113.67	113.67	9.23
0:01:20	980.42	51.60	20.31	0:08:20	832.78	83.28	12.58	0:15:20	438.30	87.66	11.97	0:22:20	261.31	130.65	8.02	0:29:20	109.68	109.68	9.56
0:01:25	1,065.56	53.28	18.95	0:08:25	837.18	83.72	12.52	0:15:25	711.35	142.27	7.37	0:22:25	240.12	120.06	8.73	0:29:25	107.58	107.58	9.75
0:01:30	1,295.41	64.77	16.18	0:08:30	1,144.42	114.44	9.16	0:15:30	775.74	155.15	6.75	0:22:30	281.02	140.51	7.45	0:29:30	111.99	111.99	9.35
0:01:35	1,368.18	68.41	15.34	0:08:35	684.09	68.41	15.32	0:15:35	651.38	130.28	8.04	0:22:35	485.07	242.54	4.33	0:29:35	111.15	111.15	9.44
0:01:40	1,344.69	67.23	15.59	0:08:40	619.08	61.91	16.94	0:15:40	419.43	83.89	12.50	0:22:40	530.37	265.18	3.95	0:29:40	105.49	105.49	9.93
0:01:45	1,334.21	66.71	15.70	0:08:45	1,108.14	110.81	9.46	0:15:45	532.47	106.49	9.85	0:22:45	606.92	303.46	3.45	0:29:45	106.54	106.54	9.84
0:01:50	1,347.63	67.38	15.57	0:08:50	1,149.87	114.99	9.12	0:15:50	547.78	109.56	9.56	0:22:50	528.69	264.35	3.96	0:29:50	110.52	110.52	9.48
0:01:55	1,336.93	66.85	15.68	0:08:55	1,173.99	117.40	8.92	0:15:55	554.07	110.81	9.46	0:22:55	536.24	268.12	3.91	0:29:55	106.12	106.12	9.88
0:02:00	1,327.92	66.40	15.78	0:09:00	1,147.14	114.71	9.14	0:16:00	432.01	86.40	12.13	0:23:00	502.48	251.24	4.16	0:30:00	119.12	119.12	8.79
0:02:05	1,347.84	67.39	15.56	0:09:05	1,184.26	118.43	8.85	0:16:05	532.68	106.54	9.83	0:23:05	205.73	102.87	10.19	0:30:05	107.37	107.37	9.77
0:02:10	1,337.35	66.87	15.68	0:09:10	1,151.13	115.11	9.11	0:16:10	549.45	109.89	9.54	0:23:10	217.47	108.74	9.64	0:30:10	110.52	110.52	9.48
0:02:15	1,311.98	65.60	15.97	0:09:15	1,080.45	108.05	9.69	0:16:15	540.65	108.13	9.69	0:23:15	221.46	110.73	9.46	0:30:15	169.45	169.45	6.19
0:02:20	1,270.66	63.53	16.48	0:09:20	858.36	85.84	12.21	0:16:20	561.41	112.28	9.34	0:23:20	259.00	129.50	8.10	0:30:20	111.15	111.15	9.42
0:02:25	1,190.76	59.54	17.61	0:09:25	787.48	78.75	13.32	0:16:25	557.42	111.48	9.40	0:23:25	273.47	136.73	7.67	0:30:25	112.62	112.62	9.31
0:02:30	1,106.88	55.34	18.79	0:09:30	956.72	95.67	10.95	0:16:30	522.40	104.48	10.03	0:23:30	451.31	225.65	4.64	0:30:30	256.90	256.90	4.08
0:02:35	1,126.38	56.32	18.78	0:09:35	989.02	98.90	10.60	0:16:35	687.66	137.53	7.62	0:23:35	322.54	161.27	6.50	0:30:35	283.33	283.33	3.70
0:02:40	1,224.95	61.25	17.12	0:09:40	1,205.65	120.57	8.69	0:16:40	640.26	128.05	8.18	0:23:40	453.82	226.91	4.62	0:30:40	323.80	323.80	3.23
0:02:45	1,537.42	76.87	13.64	0:09:45	1,143.16	114.32	9.17	0:16:45	564.13	112.83	9.29	0:23:45	599.58	299.79	3.49	0:30:45	315.20	315.20	3.32
0:02:50	1,522.74	76.14	13.76	0:09:50	1,263.74	126.37	8.30	0:16:50	745.75	149.15	7.03	0:23:50	575.88	287.94	3.64	0:30:50	331.35	331.35	3.16
0:02:55	1,508.06	75.40	13.90	0:09:55	1,286.39	128.64	8.12	0:16:55	523.45	104.69	9.97	0:23:55	593.07	296.54	3.52	0:30:55	329.88	329.88	3.16

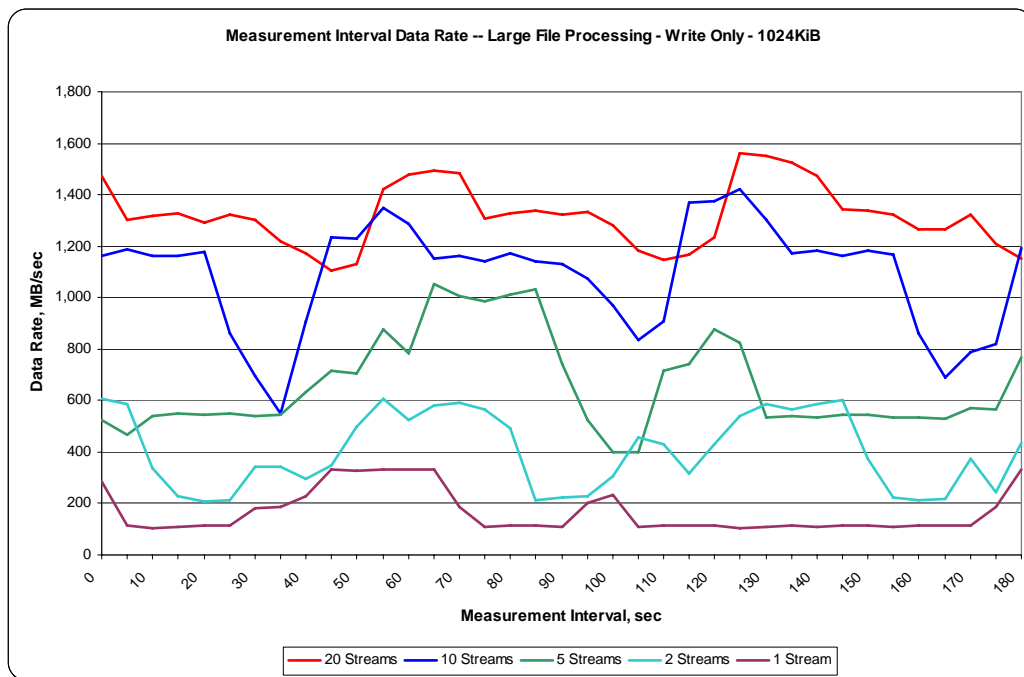
**SPC-2 “Large File Processing/WRITE ONLY/1024 KiB Transfer Size” Test Run Data
 Measurement Interval, Run-Out, and Ramp-Down Periods**

TR1				TR2				TR3				TR4				TR5			
Test Run Sequence Time	20 Streams			Test Run Sequence Time	10 Streams			Test Run Sequence Time	5 Streams			Test Run Sequence Time	2 Streams			Test Run Sequence Time	1 Stream		
	Data Rate, MB/sec	Data Rate / Stream, MB/sec	Response Time, ms		Data Rate, MB/sec	Data Rate / Stream, MB/sec	Response Time, ms		Data Rate, MB/sec	Data Rate / Stream, MB/sec	Response Time, ms		Data Rate, MB/sec	Data Rate / Stream, MB/sec	Response Time, ms		Data Rate, MB/sec	Data Rate / Stream, MB/sec	Response Time, ms
0:03:00	1,471.15	73.56	14.25	0:10:00	1,159.93	115.99	9.06	0:17:00	526.18	105.24	9.99	0:24:00	604.61	302.30	3.48	0:31:00	282.91	282.91	3.71
0:03:05	1,303.38	65.17	16.09	0:10:05	1,189.50	118.95	8.81	0:17:05	467.04	93.41	11.22	0:24:05	587.62	293.81	3.56	0:31:05	113.04	113.04	9.26
0:03:10	1,319.53	65.98	15.89	0:10:10	1,160.56	116.06	9.03	0:17:10	540.65	108.13	9.70	0:24:10	337.01	168.51	6.22	0:31:10	105.70	105.70	9.93
0:03:15	1,325.40	66.27	15.81	0:10:15	1,160.77	116.08	9.03	0:17:15	548.41	109.68	9.56	0:24:15	230.48	115.24	9.09	0:31:15	109.89	109.89	9.54
0:03:20	1,293.10	64.66	16.22	0:10:20	1,175.24	117.52	8.92	0:17:20	545.05	109.01	9.62	0:24:20	208.04	104.02	10.07	0:31:20	111.57	111.57	9.38
0:03:25	1,320.37	66.02	15.87	0:10:25	862.35	86.23	12.14	0:17:25	551.97	110.39	9.49	0:24:25	212.86	106.43	9.85	0:31:25	113.25	113.25	9.26
0:03:30	1,303.80	65.19	16.09	0:10:30	696.88	69.69	15.04	0:17:30	540.23	108.05	9.70	0:24:30	344.35	172.18	6.09	0:31:30	180.77	180.77	5.79
0:03:35	1,220.96	61.05	17.16	0:10:35	550.71	55.07	19.03	0:17:35	544.21	108.84	9.63	0:24:35	344.35	172.18	6.09	0:31:35	187.07	187.07	5.61
0:03:40	1,174.61	58.73	17.85	0:10:40	906.39	90.64	11.57	0:17:40	634.18	126.84	8.26	0:24:40	295.28	147.64	7.09	0:31:40	226.91	226.91	4.62
0:03:45	1,104.15	55.21	18.99	0:10:45	1,235.85	123.59	8.48	0:17:45	714.08	142.82	7.34	0:24:45	347.71	173.85	6.03	0:31:45	331.35	331.35	3.16
0:03:50	1,128.48	56.42	18.57	0:10:50	1,229.98	123.00	8.53	0:17:50	708.00	141.60	7.40	0:24:50	497.03	248.51	4.21	0:31:50	327.78	327.78	3.19
0:03:55	1,421.87	71.09	14.75	0:10:55	1,348.89	134.89	7.77	0:17:55	877.87	175.57	5.96	0:24:55	604.40	302.20	3.47	0:31:55	330.72	330.72	3.17
0:04:00	1,480.80	74.04	14.14	0:11:00	1,284.30	128.43	8.16	0:18:00	783.50	156.70	6.69	0:25:00	522.82	261.41	4.01	0:32:00	331.56	331.56	3.16
0:04:05	1,492.75	74.64	14.06	0:11:05	1,151.34	115.13	9.11	0:18:05	1,053.40	210.68	4.97	0:25:05	583.22	291.61	3.59	0:32:05	331.14	331.14	3.16
0:04:10	1,481.64	74.08	14.15	0:11:10	1,160.14	116.01	9.03	0:18:10	1,007.89	201.58	5.20	0:25:10	590.98	295.49	3.54	0:32:10	188.11	188.11	5.57
0:04:15	1,307.15	65.36	16.05	0:11:15	1,142.74	114.27	9.17	0:18:15	985.03	197.01	5.32	0:25:15	565.60	282.80	3.70	0:32:15	106.95	106.95	9.79
0:04:20	1,325.40	66.27	15.81	0:11:20	1,173.99	117.40	8.93	0:18:20	1,010.41	202.08	5.18	0:25:20	492.62	246.31	4.25	0:32:20	111.99	111.99	9.36
0:04:25	1,337.14	66.86	15.68	0:11:25	1,138.75	113.88	9.20	0:18:25	1,033.48	206.70	5.07	0:25:25	212.44	106.22	9.86	0:32:25	112.41	112.41	9.32
0:04:30	1,322.25	66.11	15.86	0:11:30	1,131.20	113.12	9.27	0:18:30	739.88	147.98	7.08	0:25:30	224.81	112.41	9.33	0:32:30	108.84	108.84	9.63
0:04:35	1,330.85	66.54	15.75	0:11:35	1,075.21	107.52	9.75	0:18:35	526.18	105.24	9.95	0:25:35	230.48	115.24	9.10	0:32:35	201.75	201.75	5.20
0:04:40	1,280.10	64.01	16.38	0:11:40	970.98	97.10	10.79	0:18:40	401.81	80.36	13.04	0:25:40	304.93	152.46	6.87	0:32:40	232.57	232.57	4.50
0:04:45	1,184.68	59.23	17.70	0:11:45	833.20	83.32	12.58	0:18:45	399.93	79.99	13.10	0:25:45	456.97	228.48	4.58	0:32:45	108.42	108.42	9.65
0:04:50	1,144.42	57.22	18.16	0:11:50	907.86	90.79	11.55	0:18:50	716.18	143.24	7.32	0:25:50	430.96	215.48	4.86	0:32:50	111.57	111.57	9.41
0:04:55	1,168.11	58.41	18.11	0:11:55	1,371.12	137.11	7.65	0:18:55	741.76	148.35	7.06	0:25:55	317.72	158.86	6.59	0:32:55	115.76	115.76	9.05
0:05:00	1,237.11	61.86	16.95	0:12:00	1,376.78	137.68	7.61	0:19:00	879.13	175.83	5.96	0:26:00	432.64	216.32	4.85	0:33:00	113.25	113.25	9.25
0:05:05	1,559.86	77.99	13.44	0:12:05	1,421.66	142.17	7.37	0:19:05	822.29	164.46	6.37	0:26:05	538.34	269.17	3.89	0:33:05	103.81	103.81	10.09
0:05:10	1,548.75	77.44	13.53	0:12:10	1,299.81	129.98	8.06	0:19:10	533.93	106.79	9.81	0:26:10	584.90	292.45	3.58	0:33:10	107.79	107.79	9.74
0:05:15	1,524.84	76.24	13.75	0:12:15	1,173.57	117.36	8.93	0:19:15	538.76	107.75	9.73	0:26:15	565.60	282.80	3.70	0:33:15	111.57	111.57	9.39
0:05:20	1,475.77	73.79	14.21	0:12:20	1,182.58	118.26	8.86	0:19:20	536.66	107.33	9.76	0:26:20	584.27	292.13	3.58	0:33:20	110.52	110.52	9.48
0:05:25	1,344.90	67.25	15.58	0:12:25	1,164.34	116.43	9.00	0:19:25	545.68	109.14	9.61	0:26:25	600.41	300.21	3.49	0:33:25	112.20	112.20	9.34
0:05:30	1,336.93	66.85	15.68	0:12:30	1,180.49	118.05	8.88	0:19:30	542.32	108.46	9.65	0:26:30	375.39	187.70	5.58	0:33:30	111.99	111.99	9.35
0:05:35	1,322.67	66.13	15.85	0:12:35	1,167.90	116.79	8.97	0:19:35	533.31	106.66	9.83	0:26:35	223.14	111.57	9.39	0:33:35	110.52	110.52	9.49
0:05:40	1,266.47	63.32	16.56	0:12:40	861.72	86.17	12.16	0:19:40	536.24	107.25	9.77	0:26:40	212.23	106.12	9.88	0:33:40	114.09	114.09	9.19
0:05:45	1,265.84	63.29	16.56	0:12:45	690.59	69.06	15.17	0:19:45	527.64	105.53	9.93	0:26:45	220.41	110.21	9.51	0:33:45	111.57	111.57	9.39
0:05:50	1,323.09	66.15	15.85	0:12:50	786.22	78.62	13.33	0:19:50	569.80	113.96	9.20	0:26:50	374.76	187.38	5.59	0:33:50	112.20	112.20	9.35
0:05:55	1,208.17	60.41	17.29	0:12:55	817.89	81.79	12.78	0:19:55	563.30	112.66	9.27	0:26:55	243.69	121.84	8.57	0:33:55	186.02	186.02	5.61
0:06:00	1,151.34	57.57	18.27	0:13:00	1,193.91	119.39	8.81	0:20:00	767.14	153.43	6.85	0:27:00	434.74	217.37	4.84	0:34:00	331.98	331.98	3.16
0:06:05	1,064.30	53.22	19.69	0:13:05	1,284.72	128.47	8.15	0:20:05	820.83	164.17	6.38	0:27:05	523.24	261.62	4.00	0:34:05	303.04	303.04	3.46
0:06:10	1,093.46	54.67	19.18	0:13:10	998.87	99.89	10.50	0:20:10	870.11	174.02	6.02	0:27:10	497.03	248.51	4.22	0:34:10	321.49	321.49	3.26
0:06:15	1,432.98	71.65	14.63	0:13:15	1,213.83	121.38	8.64	0:20:15	814.53	162.91	6.43	0:27:15	534.56	267.28	3.92	0:34:15	331.35	331.35	3.16
0:06:20	1,470.94	73.55	14.26	0:13:20	1,228.30	122.83	8.53	0:20:20	990.90	198.18	5.29	0:27:20	615.51	307.76	3.40	0:34:20	308.70	308.70	3.39
0:06:25	1,464.44	73.22	14.31	0:13:25	1,195.17	119.52	8.77	0:20:25	1,026.14	205.23	5.10	0:27:25	562.25	281.12	3.73	0:34:25	149.53	149.53	7.00
0:06:30	1,481.64	74.08	14.13	0:13:30	1,151.97	115.20	9.10	0:20:30	1,020.68	204.14	5.13	0:27:30	590.14	295.07	3.55	0:34:30	106.33	106.33	9.84
0:06:35	1,299.81	64.99	16.15	0:13:35	1,158.05	115.80	9.05	0:20:35	1,013.13	202.63	5.17	0:27:35	563.71	281.86	3.71	0:34:35	116.18	116.18	9.03
0:06:40	1,320.37	66.02	15.83	0:13:40	1,158.89	115.89	9.01	0:20:40	1,007.05	201.41	5.19	0:27:40	230.06	115.03	9.09	0:34:40	117.65	117.65	8.87
0:06:45	9.02	0.00	15.17	0:13:45	6.29	0.00	8.01	0:20:45	5.03	0.00	4.59	0:27:45	1.05	0.00	9.38	0:34:45	0.63	0.00	8.40
0:06:50	0.00	0.00	0.00	0:13:50	0.00	0.00	0.00	0:20:50	0.00	0.00	0.00	0:27:50	0.00	0.00	0.00	0:34:50	0.00	0.00	0.00
0:06:55	0.00	0.00	0.00	0:13:55	0.00	0.00	0.00	0:20:55	0.00	0.00	0.00	0:27:55	0.00	0.00	0.00	0:34:55	0.00	0.00	0.00

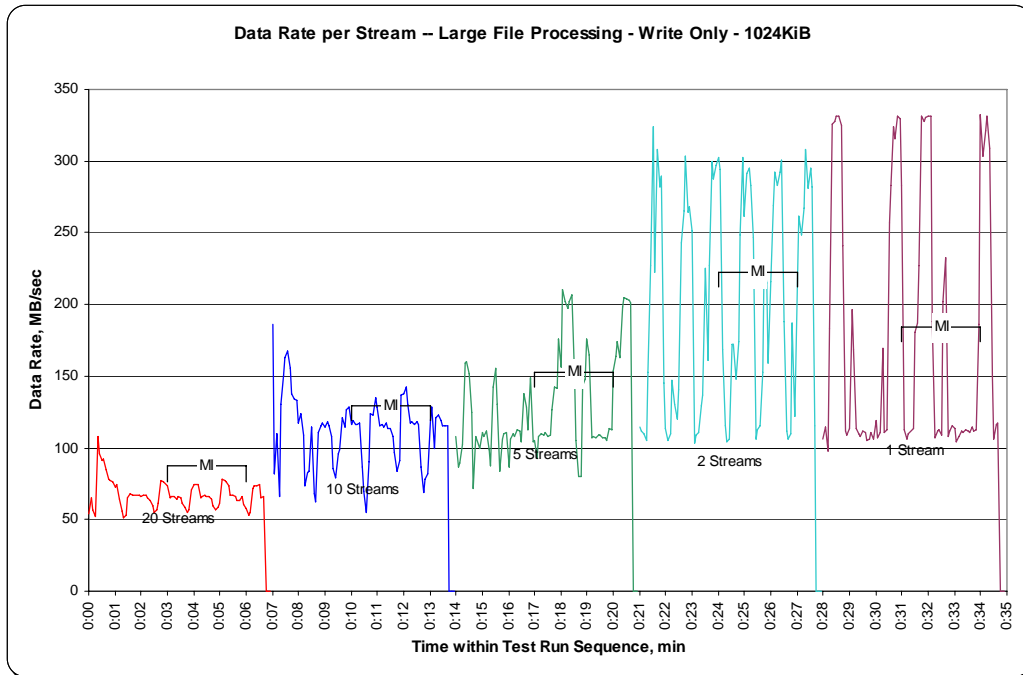
SPC-2 “Large File Processing/WRITE ONLY/1024 KiB Transfer Size” Average Data Rate Graph – Complete Test Run



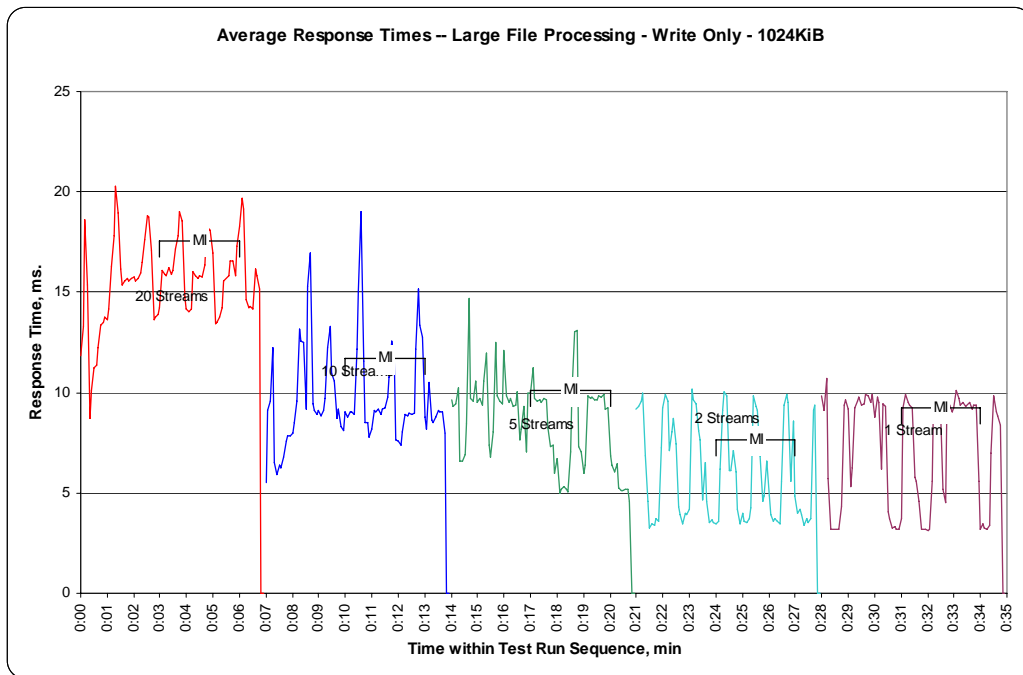
SPC-2 “Large File Processing/ WRITE ONLY /1024 KiB Transfer Size” Average Data Rate Graph – Measurement Interval (MI) Only



SPC-2 “Large File Processing/ WRITE ONLY /1024 KiB Transfer Size” Average Data Rate per Stream Graph



SPC-2 “Large File Processing/ WRITE ONLY /1024 KiB Transfer Size” Average Response Time Graph



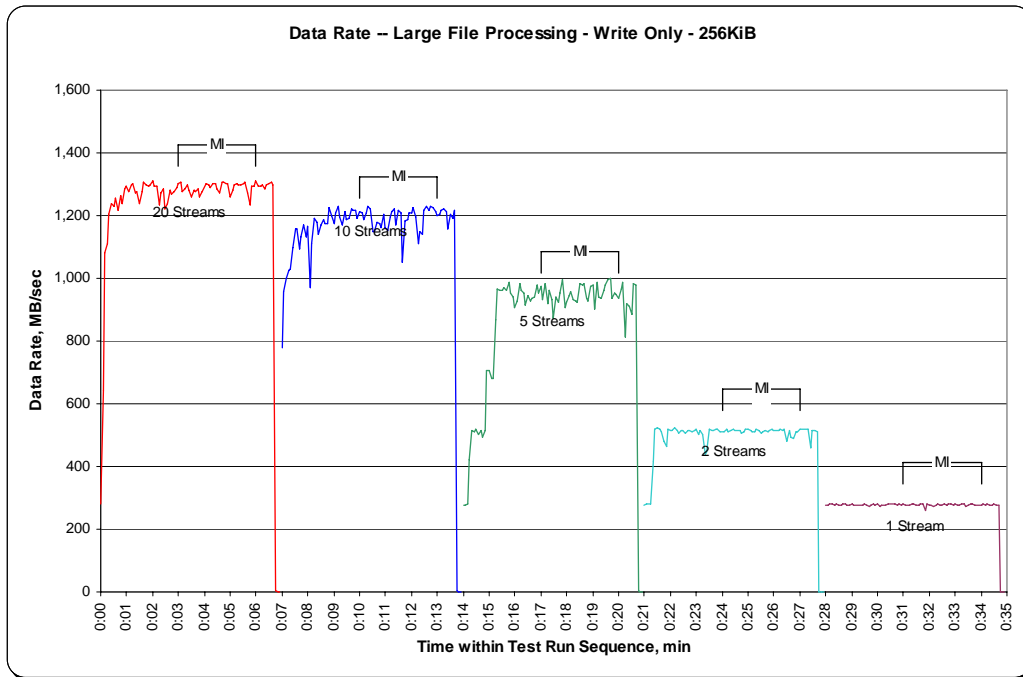
SPC-2 “Large File Processing/ WRITE ONLY /256 KiB Transfer Size” Test Run Data – Ramp-Up Period

TR6				TR7				TR8				TR9				TR10			
Test Run Sequence	Data Rate, MB/sec	Data Rate / Stream, MB/sec	Response Time, ms	Test Run Sequence	Data Rate, MB/sec	Data Rate / Stream, MB/sec	Response Time, ms	Test Run Sequence	Data Rate, MB/sec	Data Rate / Stream, MB/sec	Response Time, ms	Test Run Sequence	Data Rate, MB/sec	Data Rate / Stream, MB/sec	Response Time, ms	Test Run Sequence	Data Rate, MB/sec	Data Rate / Stream, MB/sec	Response Time, ms
0:00:00	281.07	140.54	0.94	0:07:00	778.67	155.73	1.23	0:14:00	277.09	277.09	0.94	0:21:00	278.71	278.71	0.94	0:28:00	274.99	274.99	0.95
0:00:05	643.72	160.93	1.19	0:07:05	958.35	191.67	1.36	0:14:05	276.88	276.88	0.94	0:21:05	279.55	279.55	0.93	0:28:05	278.66	278.66	0.94
0:00:10	1,081.97	154.57	1.51	0:07:10	998.87	199.77	1.31	0:14:10	280.18	280.18	0.93	0:21:10	279.24	279.24	0.93	0:28:10	279.39	279.39	0.93
0:00:15	1,111.70	138.96	1.68	0:07:15	1,023.93	170.66	1.35	0:14:15	420.69	210.34	0.98	0:21:15	279.08	279.08	0.94	0:28:15	278.76	278.76	0.94
0:00:20	1,202.30	133.59	1.77	0:07:20	1,028.81	171.47	1.52	0:14:20	514.01	257.01	1.02	0:21:20	416.13	208.06	1.00	0:28:20	276.56	276.56	0.94
0:00:25	1,238.16	123.82	2.08	0:07:25	1,099.22	183.20	1.43	0:14:25	512.75	256.38	1.02	0:21:25	520.72	260.36	1.00	0:28:25	279.24	279.24	0.93
0:00:30	1,228.41	94.49	2.52	0:07:30	1,156.06	165.15	1.52	0:14:30	519.83	259.92	1.00	0:21:30	521.61	260.81	1.00	0:28:30	278.50	278.50	0.94
0:00:35	1,253.78	89.56	2.71	0:07:35	1,157.00	165.29	1.57	0:14:35	503.84	251.92	1.04	0:21:35	520.98	260.49	1.00	0:28:35	278.66	278.66	0.94
0:00:40	1,218.03	81.20	3.03	0:07:40	1,095.34	156.48	1.68	0:14:40	515.95	257.98	1.01	0:21:40	511.60	255.80	1.02	0:28:40	278.97	278.97	0.94
0:00:45	1,265.42	84.36	3.10	0:07:45	1,131.73	161.68	1.62	0:14:45	495.03	247.52	1.05	0:21:45	480.46	240.23	1.09	0:28:45	279.03	279.03	0.94
0:00:50	1,238.47	77.40	3.33	0:07:50	1,170.16	167.17	1.56	0:14:50	515.69	257.84	1.01	0:21:50	462.74	231.37	1.13	0:28:50	276.19	276.19	0.95
0:00:55	1,285.66	75.63	3.34	0:07:55	1,131.83	141.48	1.78	0:14:55	707.42	235.81	1.10	0:21:55	519.15	259.57	1.01	0:28:55	274.88	274.88	0.95
0:01:00	1,291.58	75.98	3.44	0:08:00	1,164.76	145.59	1.80	0:15:00	708.42	236.14	1.11	0:22:00	513.49	256.74	1.02	0:29:00	279.24	279.24	0.93
0:01:05	1,275.17	70.84	3.62	0:08:05	972.08	121.51	2.15	0:15:05	681.00	227.00	1.15	0:22:05	516.90	258.45	1.01	0:29:05	278.66	278.66	0.94
0:01:10	1,297.09	68.27	3.73	0:08:10	1,112.64	139.08	1.88	0:15:10	680.53	226.84	1.15	0:22:10	523.40	261.70	1.00	0:29:10	278.66	278.66	0.94
0:01:15	1,301.28	65.06	3.93	0:08:15	1,190.82	119.08	1.91	0:15:15	868.54	173.71	1.29	0:22:15	514.64	257.32	1.01	0:29:15	278.40	278.40	0.94
0:01:20	1,274.12	63.71	4.11	0:08:20	1,176.97	117.70	2.22	0:15:20	966.47	193.29	1.35	0:22:20	507.41	253.70	1.03	0:29:20	276.30	276.30	0.94
0:01:25	1,275.02	63.75	4.11	0:08:25	1,139.33	113.93	2.30	0:15:25	962.80	192.56	1.36	0:22:25	516.42	258.21	1.01	0:29:25	278.40	278.40	0.94
0:01:30	1,240.26	62.01	4.22	0:08:30	1,169.84	116.98	2.24	0:15:30	962.28	192.46	1.36	0:22:30	516.21	258.11	1.01	0:29:30	278.92	278.92	0.94
0:01:35	1,276.96	63.85	4.10	0:08:35	1,186.94	118.69	2.20	0:15:35	969.93	193.99	1.35	0:22:35	507.25	253.62	1.03	0:29:35	278.55	278.55	0.94
0:01:40	1,308.47	65.42	4.00	0:08:40	1,174.41	117.44	2.23	0:15:40	963.33	192.67	1.36	0:22:40	515.95	257.98	1.01	0:29:40	271.63	271.63	0.96
0:01:45	1,299.92	65.00	4.03	0:08:45	1,176.55	117.66	2.22	0:15:45	986.92	197.38	1.32	0:22:45	513.44	256.72	1.02	0:29:45	278.71	278.71	0.94
0:01:50	1,295.36	64.77	4.04	0:08:50	1,223.79	122.38	2.14	0:15:50	953.00	190.60	1.37	0:22:50	512.12	256.06	1.02	0:29:50	279.60	279.60	0.93
0:01:55	1,298.71	64.94	4.03	0:08:55	1,199.05	119.90	2.18	0:15:55	939.10	187.82	1.39	0:22:55	515.53	257.77	1.01	0:29:55	277.61	277.61	0.94
0:02:00	1,310.56	65.53	3.99	0:09:00	1,172.88	117.29	2.23	0:16:00	906.07	181.21	1.44	0:23:00	518.26	259.13	1.01	0:30:00	278.92	278.92	0.94
0:02:05	1,293.10	64.66	4.05	0:09:05	1,208.80	120.88	2.16	0:16:05	926.26	185.25	1.41	0:23:05	503.58	251.79	1.04	0:30:05	273.21	273.21	0.96
0:02:10	1,293.73	64.69	4.05	0:09:10	1,227.78	122.78	2.13	0:16:10	984.51	196.90	1.33	0:23:10	514.69	257.35	1.01	0:30:10	276.51	276.51	0.94
0:02:15	1,234.70	61.73	4.24	0:09:15	1,196.43	119.64	2.19	0:16:15	962.54	192.51	1.36	0:23:15	503.00	251.50	1.04	0:30:15	278.19	278.19	0.94
0:02:20	1,271.56	63.58	4.12	0:09:20	1,170.11	117.01	2.23	0:16:20	951.74	190.35	1.37	0:23:20	439.09	219.55	1.19	0:30:20	277.98	277.98	0.94
0:02:25	1,282.99	64.15	4.08	0:09:25	1,214.30	121.43	2.15	0:16:25	913.73	182.75	1.43	0:23:25	446.33	223.16	1.17	0:30:25	279.03	279.03	0.94
0:02:30	1,219.49	60.97	4.29	0:09:30	1,187.04	118.70	2.20	0:16:30	942.62	188.52	1.39	0:23:30	518.00	259.00	1.01	0:30:30	279.24	279.24	0.93
0:02:35	1,237.69	61.88	4.23	0:09:35	1,190.45	119.04	2.20	0:16:35	928.88	185.78	1.41	0:23:35	515.43	257.71	1.01	0:30:35	278.97	278.97	0.94
0:02:40	1,279.84	63.99	4.09	0:09:40	1,223.32	122.33	2.14	0:16:40	936.90	187.38	1.39	0:23:40	513.44	256.72	1.02	0:30:40	279.34	279.34	0.93
0:02:45	1,268.46	63.42	4.13	0:09:45	1,216.98	121.70	2.15	0:16:45	940.15	188.03	1.39	0:23:45	519.62	259.81	1.00	0:30:45	278.50	278.50	0.94
0:02:50	1,275.38	63.77	4.11	0:09:50	1,216.87	121.69	2.15	0:16:50	976.80	195.36	1.34	0:23:50	517.89	258.95	1.01	0:30:50	279.13	279.13	0.94
0:02:55	1,288.75	64.44	4.05	0:09:55	1,193.23	119.32	2.19	0:16:55	952.63	190.53	1.37	0:23:55	511.29	255.64	1.02	0:30:55	278.45	278.45	0.93

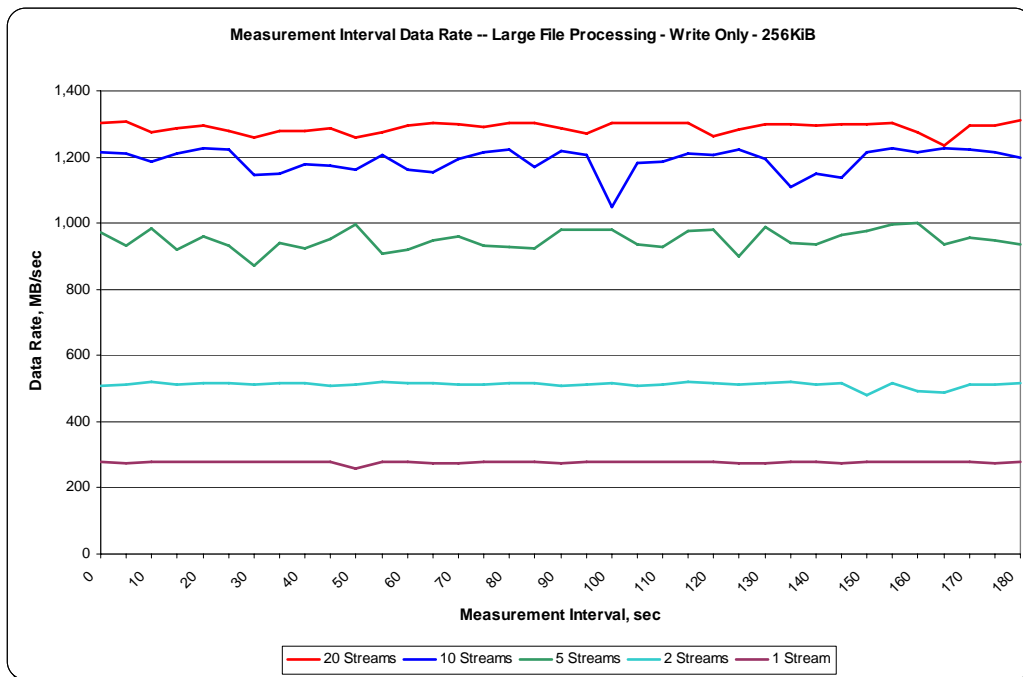
**SPC-2 “Large File Processing/ WRITE ONLY /256 KiB Transfer Size” Test Run Data
 Measurement Interval, Run-Out, and Ramp-Down Periods**

TR6				TR7				TR8				TR9				TR10			
Test Run Sequence Time	20 Streams			Test Run Sequence Time	10 Streams			Test Run Sequence Time	5 Streams			Test Run Sequence Time	2 Streams			Test Run Sequence Time	1 Stream		
	Data Rate, MB/sec	Data Rate / Stream, MB/sec	Response Time, ms		Data Rate, MB/sec	Data Rate / Stream, MB/sec	Response Time, ms		Data Rate, MB/sec	Data Rate / Stream, MB/sec	Response Time, ms		Data Rate, MB/sec	Data Rate / Stream, MB/sec	Response Time, ms		Data Rate, MB/sec	Data Rate / Stream, MB/sec	Response Time, ms
0:03:00	1,302.33	65.12	4.03	0:10:00	1,213.83	121.38	2.16	0:17:00	974.23	194.85	1.35	0:24:00	510.08	255.04	1.03	0:31:00	279.45	279.45	0.94
0:03:05	1,307.89	65.39	4.00	0:10:05	1,208.80	120.88	2.16	0:17:05	933.91	186.78	1.40	0:24:05	510.92	255.46	1.02	0:31:05	274.94	274.94	0.95
0:03:10	1,276.59	63.83	4.10	0:10:10	1,186.31	118.63	2.20	0:17:10	982.62	196.52	1.33	0:24:10	518.52	259.26	1.01	0:31:10	278.66	278.66	0.94
0:03:15	1,286.18	64.31	4.07	0:10:15	1,209.27	120.93	2.16	0:17:15	920.13	184.03	1.42	0:24:15	512.65	256.32	1.02	0:31:15	276.61	276.61	0.94
0:03:20	1,296.98	64.85	4.04	0:10:20	1,228.20	122.82	2.13	0:17:20	959.71	191.94	1.36	0:24:20	515.17	257.58	1.01	0:31:20	279.13	279.13	0.94
0:03:25	1,280.31	64.02	4.09	0:10:25	1,220.96	122.10	2.14	0:17:25	933.81	186.76	1.40	0:24:25	517.63	258.81	1.01	0:31:25	278.97	278.97	0.94
0:03:30	1,260.18	63.01	4.15	0:10:30	1,147.72	114.77	2.28	0:17:30	872.26	174.45	1.50	0:24:30	513.44	256.72	1.02	0:31:30	276.77	276.77	0.94
0:03:35	1,279.21	63.96	4.09	0:10:35	1,148.87	114.89	2.28	0:17:35	939.63	187.93	1.39	0:24:35	514.75	257.37	1.01	0:31:35	278.03	278.03	0.94
0:03:40	1,277.69	63.88	4.10	0:10:40	1,177.29	117.73	2.22	0:17:40	923.38	184.68	1.42	0:24:40	516.42	258.21	1.01	0:31:40	279.24	279.24	0.93
0:03:45	1,286.81	64.34	4.07	0:10:45	1,175.93	117.59	2.22	0:17:45	952.16	190.43	1.37	0:24:45	506.62	253.31	1.03	0:31:45	279.03	279.03	0.94
0:03:50	1,257.66	62.88	4.16	0:10:50	1,162.61	116.26	2.25	0:17:50	997.09	199.42	1.31	0:24:50	511.55	255.77	1.02	0:31:50	259.63	259.63	1.01
0:03:55	1,276.22	63.81	4.10	0:10:55	1,205.97	120.60	2.17	0:17:55	907.91	181.58	1.44	0:24:55	518.47	259.23	1.01	0:31:55	279.03	279.03	0.94
0:04:00	1,293.52	64.68	4.05	0:11:00	1,162.19	116.22	2.25	0:18:00	921.80	184.36	1.42	0:25:00	517.21	258.61	1.01	0:32:00	278.40	278.40	0.94
0:04:05	1,302.33	65.12	4.02	0:11:05	1,152.33	115.23	2.27	0:18:05	946.60	189.32	1.38	0:25:05	516.79	258.40	1.01	0:32:05	274.73	274.73	0.95
0:04:10	1,297.19	64.86	4.04	0:11:10	1,195.59	119.56	2.19	0:18:10	959.24	191.85	1.36	0:25:10	512.07	256.04	1.02	0:32:10	272.73	272.73	0.96
0:04:15	1,290.12	64.51	4.06	0:11:15	1,212.94	121.29	2.16	0:18:15	933.49	186.70	1.40	0:25:15	510.55	255.28	1.02	0:32:15	278.34	278.34	0.94
0:04:20	1,302.65	65.13	4.02	0:11:20	1,220.65	122.06	2.14	0:18:20	929.14	185.83	1.41	0:25:20	517.37	258.68	1.01	0:32:20	278.82	278.82	0.94
0:04:25	1,303.75	65.19	4.02	0:11:25	1,171.89	117.19	2.23	0:18:25	925.00	185.00	1.41	0:25:25	516.06	258.03	1.01	0:32:25	278.34	278.34	0.94
0:04:30	1,286.50	64.32	4.07	0:11:30	1,218.18	121.82	2.15	0:18:30	981.47	196.29	1.33	0:25:30	508.14	254.07	1.03	0:32:30	275.72	275.72	0.95
0:04:35	1,272.29	63.61	4.11	0:11:35	1,207.59	120.76	2.17	0:18:35	978.69	195.74	1.33	0:25:35	510.81	255.41	1.02	0:32:35	278.92	278.92	0.94
0:04:40	1,304.43	65.22	4.01	0:11:40	1,050.73	105.07	2.49	0:18:40	981.78	196.36	1.33	0:25:40	515.53	257.77	1.01	0:32:40	276.88	276.88	0.94
0:04:45	1,304.27	65.21	4.01	0:11:45	1,182.11	118.21	2.21	0:18:45	934.65	186.93	1.40	0:25:45	510.03	255.01	1.02	0:32:45	278.97	278.97	0.94
0:04:50	1,301.96	65.10	4.02	0:11:50	1,186.10	118.61	2.21	0:18:50	929.62	185.92	1.41	0:25:50	513.17	256.59	1.02	0:32:50	278.92	278.92	0.94
0:04:55	1,304.17	65.21	4.01	0:11:55	1,208.69	120.87	2.16	0:18:55	975.86	195.17	1.34	0:25:55	518.63	259.31	1.01	0:32:55	278.66	278.66	0.94
0:05:00	1,261.49	63.07	4.15	0:12:00	1,206.86	120.69	2.17	0:19:00	978.43	195.69	1.34	0:26:00	515.27	257.64	1.01	0:33:00	278.76	278.76	0.94
0:05:05	1,282.93	64.15	4.08	0:12:05	1,223.64	122.36	2.14	0:19:05	900.10	180.02	1.45	0:26:05	513.85	256.93	1.02	0:33:05	274.83	274.83	0.95
0:05:10	1,298.77	64.94	4.03	0:12:10	1,194.33	119.43	2.19	0:19:10	987.29	197.46	1.32	0:26:10	516.42	258.21	1.01	0:33:10	275.20	275.20	0.95
0:05:15	1,300.50	65.02	4.03	0:12:15	1,109.03	110.90	2.36	0:19:15	941.88	188.38	1.39	0:26:15	519.78	259.89	1.00	0:33:15	279.08	279.08	0.94
0:05:20	1,296.98	64.85	4.04	0:12:20	1,150.39	115.04	2.27	0:19:20	935.12	187.02	1.40	0:26:20	513.12	256.56	1.02	0:33:20	278.97	278.97	0.94
0:05:25	1,299.76	64.99	4.03	0:12:25	1,139.38	113.94	2.30	0:19:25	963.01	192.60	1.36	0:26:25	517.68	258.84	1.01	0:33:25	273.36	273.36	0.95
0:05:30	1,300.55	65.03	4.03	0:12:30	1,214.99	121.50	2.15	0:19:30	977.95	195.59	1.34	0:26:30	478.88	239.44	1.09	0:33:30	277.82	277.82	0.94
0:05:35	1,304.38	65.22	4.01	0:12:35	1,228.20	122.82	2.13	0:19:35	997.30	199.46	1.31	0:26:35	514.64	257.32	1.01	0:33:35	278.97	278.97	0.94
0:05:40	1,274.39	63.72	4.11	0:12:40	1,215.77	121.58	2.15	0:19:40	1,000.81	200.16	1.31	0:26:40	493.25	246.63	1.06	0:33:40	279.29	279.29	0.93
0:05:45	1,235.75	61.79	4.24	0:12:45	1,228.35	122.84	2.13	0:19:45	937.43	187.49	1.39	0:26:45	488.37	244.19	1.07	0:33:45	277.72	277.72	0.94
0:05:50	1,295.46	64.77	4.04	0:12:50	1,224.11	122.41	2.14	0:19:50	954.78	190.96	1.37	0:26:50	511.86	255.93	1.02	0:33:50	276.98	276.98	0.94
0:05:55	1,295.04	64.75	4.03	0:12:55	1,212.99	121.30	2.15	0:19:55	947.70	189.54	1.38	0:26:55	511.65	255.83	1.02	0:33:55	274.62	274.62	0.95
0:06:00	1,310.41	65.52	4.01	0:13:00	1,198.10	119.81	2.19	0:20:00	936.64	187.33	1.40	0:27:00	517.52	258.76	1.01	0:34:00	277.56	277.56	0.94
0:06:05	1,292.58	64.63	4.05	0:13:05	1,202.66	120.27	2.17	0:20:05	967.78	193.56	1.35	0:27:05	519.46	259.73	1.01	0:34:05	278.82	278.82	0.94
0:06:10	1,294.41	64.72	4.04	0:13:10	1,215.14	121.51	2.15	0:20:10	987.71	197.54	1.32	0:27:10	518.84	259.42	1.01	0:34:10	275.20	275.20	0.95
0:06:15	1,296.51	64.83	4.04	0:13:15	1,220.44	122.04	2.14	0:20:15	813.49	162.70	1.61	0:27:15	517.37	258.68	1.01	0:34:15	279.18	279.18	0.93
0:06:20	1,283.14	64.16	4.08	0:13:20	1,213.31	121.33	2.16	0:20:20	918.97	183.79	1.42	0:27:20	520.20	260.10	1.00	0:34:20	277.40	277.40	0.94
0:06:25	1,299.24	64.96	4.03	0:13:25	1,158.89	115.89	2.26	0:20:25	912.58	182.52	1.43	0:27:25	457.86	228.93	1.14	0:34:25	276.35	276.35	0.94
0:06:30	1,302.91	65.15	4.02	0:13:30	1,202.87	120.29	2.17	0:20:30	885.99	177.20	1.48	0:27:30	516.00	258.00	1.01	0:34:30	279.08	279.08	0.94
0:06:35	1,304.38	65.22	4.01	0:13:35	1,193.59	119.36	2.19	0:20:35	984.25	196.85	1.32	0:27:35	516.58	258.29	1.01	0:34:35	278.71	278.71	0.94
0:06:40	1,298.87	64.94	4.02	0:13:40	1,218.08	121.81	2.14	0:20:40	977.64	195.53	1.34	0:27:40	512.44	256.22	1.02	0:34:40	277.77	277.77	0.94
0:06:45	5.51	0.00	3.88	0:13:45	4.82	0.00	2.03	0:20:45	3.41	0.00	1.35	0:27:45	1.89	0.00	1.00	0:34:45	1.00	0.00	0.93
0:06:50	0.00	0.00	0.00	0:13:50	0.00	0.00	0.00	0:20:50	0.00	0.00	0.00	0:27:50	0.00	0.00	0.00	0:34:50	0.00	0.00	0.00
0:06:55	0.00	0.00	0.00	0:13:55	0.00	0.00	0.00	0:20:55	0.00	0.00	0.00	0:27:55	0.00	0.00	0.00	0:34:55	0.00	0.00	0.00

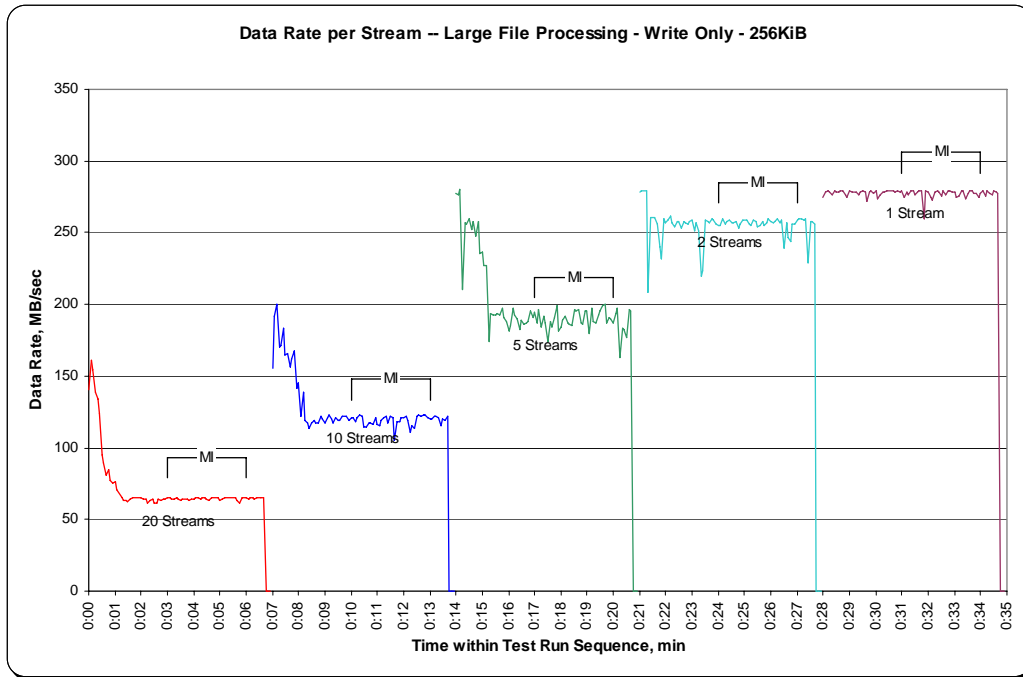
SPC-2 “Large File Processing/ WRITE ONLY /256 KiB Transfer Size” Average Data Rate Graph – Complete Test Run



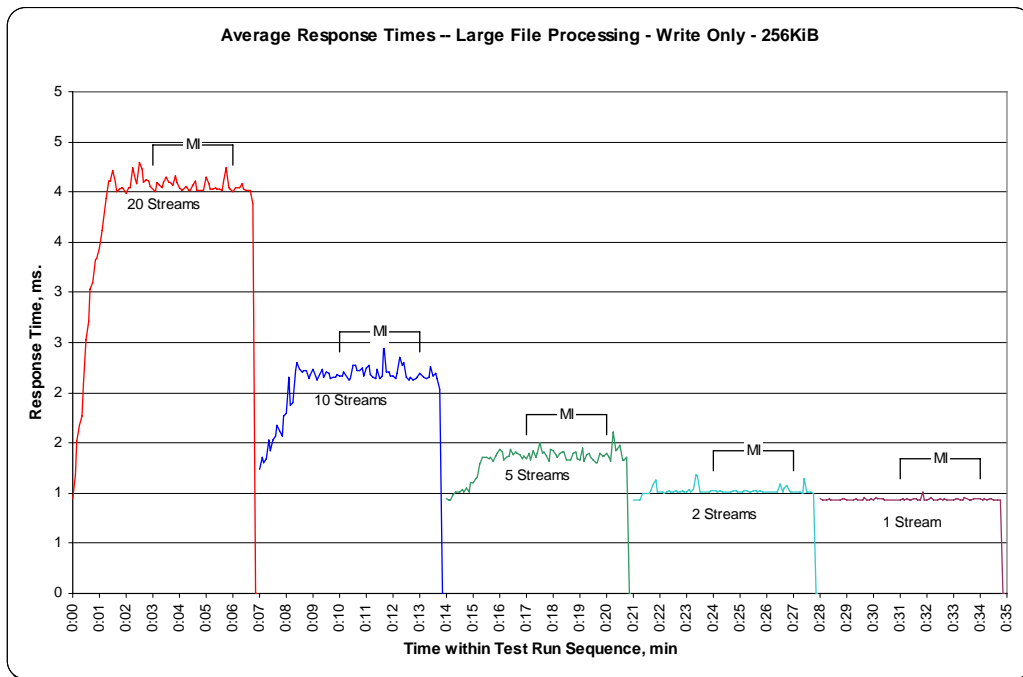
SPC-2 “Large File Processing/ WRITE ONLY /256 KiB Transfer Size” Average Data Rate Graph – Measurement Interval (MI) Only



SPC-2 “Large File Processing/ WRITE ONLY /256 KiB Transfer Size” Average Data Rate per Stream Graph



SPC-2 “Large File Processing/ WRITE ONLY /256 KiB Transfer Size” Average Response Time Graph



Large File Processing Test – READ-WRITE Test Phase

Clause 10.6.8.1.2

1. A table that will contain the following information for each "READ-WRITE, 1024 KiB Transfer Size" Test Run:
 - The number of Streams specified.
 - The average data rate, average data rate per stream, and average Response Time reported at five second intervals.
2. Average Data Rate (intervals), Average Data Rate per Stream (intervals), and Average Response Time (intervals) graphs for the "READ-WRITE, 1024 KiB Transfer Size" Test Runs as specified in Clauses 10.1.4 – 10.1.6.
3. A table that will contain the following information for each "READ-WRITE, 256 KiB Transfer Size" Test Run:
 - The number of Streams specified.
 - The average data rate, average data rate per stream, and average Response Time reported at five second intervals.
4. Average Data Rate (intervals), Average Data Rate per Stream (intervals), and Average Response Time (intervals) graphs for the "READ-WRITE, 256 KiB Transfer Size" Test Runs as specified in Clauses 10.1.4 – 10.1.6.

The SPC-2 "Large File Processing/READ-WRITE/1024 KiB Transfer Size" Test Run data is contained in the table that appears on the next page. That table is followed by graphs illustrating the average Data Rate, average Data Rate per Stream, and average Response Time produced by the same Test Runs. The table and graphs present the data at five-second intervals.

Immediately following the SPC-2 "Large File Processing/ READ-WRITE /1024 KiB Transfer Size" table and graphs will be the SPC-2 "Large File Processing/ READ-WRITE /64 KiB Transfer Size" table and graphs. The table contains the Test Run data and the graphs illustrate the average Data Rate, average Data Rate per Stream, and average Response Time produced by the Test Runs.

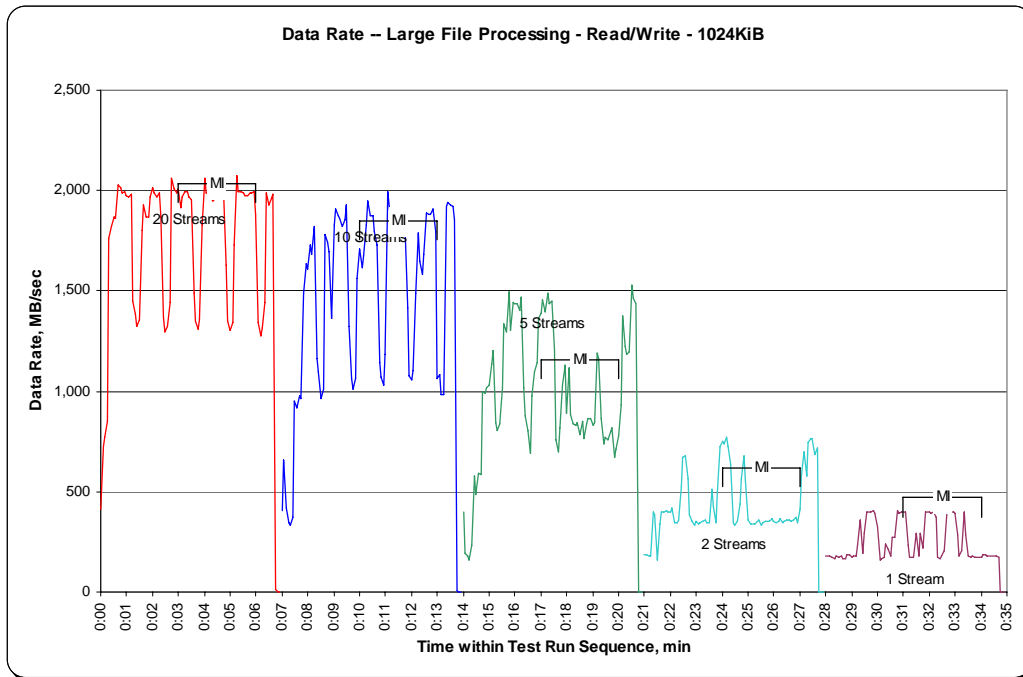
SPC-2 “Large File Processing/READ-WRITE/1024 KiB Transfer Size” Test Run Data – Ramp-Up Period

TR11 Test Run Sequence Time	20 Streams			TR12 Test Run Sequence Time	10 Streams			TR13 Test Run Sequence Time	5 Streams			TR14 Test Run Sequence Time	2 Streams			TR15 Test Run Sequence Time	1 Stream		
	Data Rate, MB/sec	Data Rate / Stream, MB/sec	Response Time, ms		Data Rate, MB/sec	Data Rate / Stream, MB/sec	Response Time, ms		Data Rate, MB/sec	Data Rate / Stream, MB/sec	Response Time, ms		Data Rate, MB/sec	Data Rate / Stream, MB/sec	Response Time, ms		Data Rate, MB/sec	Data Rate / Stream, MB/sec	Response Time, ms
0:00:00	411.25	51.41	13.66	0:07:00	407.90	203.95	2.71	0:14:00	399.72	399.72	2.62	0:21:00	187.70	187.70	5.57	0:28:00	180.15	180.15	5.81
0:00:05	727.29	60.61	14.91	0:07:05	655.99	327.99	3.17	0:14:05	192.31	192.31	5.44	0:21:05	183.29	183.29	5.72	0:28:05	181.19	181.19	5.79
0:00:10	773.85	64.49	16.17	0:07:10	420.06	210.03	5.02	0:14:10	178.68	178.68	5.87	0:21:10	182.03	182.03	5.76	0:28:10	177.42	177.42	5.90
0:00:15	851.44	56.76	16.09	0:07:15	343.72	114.57	9.11	0:14:15	162.53	162.53	6.45	0:21:15	178.68	178.68	5.86	0:28:15	173.22	173.22	6.05
0:00:20	1,763.91	117.59	8.93	0:07:20	334.29	111.43	9.38	0:14:20	231.11	115.55	5.85	0:21:20	399.51	399.51	2.62	0:28:20	169.03	169.03	6.20
0:00:25	1,823.05	113.94	8.90	0:07:25	374.76	93.69	9.43	0:14:25	579.23	193.08	4.97	0:21:25	383.15	383.15	2.73	0:28:25	180.56	180.56	5.81
0:00:30	1,868.77	109.93	9.41	0:07:30	950.22	158.37	6.40	0:14:30	486.12	162.04	6.46	0:21:30	161.69	161.69	6.48	0:28:30	175.95	175.95	5.95
0:00:35	1,865.00	109.71	9.55	0:07:35	919.60	153.27	6.83	0:14:35	593.91	197.97	5.30	0:21:35	338.90	338.90	3.09	0:28:35	179.52	179.52	5.84
0:00:40	2,026.06	119.18	8.80	0:07:40	980.42	163.40	6.42	0:14:40	582.80	194.27	5.39	0:21:40	400.98	400.98	2.61	0:28:40	169.45	169.45	6.18
0:00:45	2,011.59	118.33	8.85	0:07:45	965.11	160.85	6.52	0:14:45	999.92	333.31	3.14	0:21:45	399.51	399.51	2.62	0:28:45	163.16	163.16	6.42
0:00:50	1,986.00	116.82	8.97	0:07:50	1,492.12	248.69	4.21	0:14:50	991.32	330.44	3.17	0:21:50	403.49	403.49	2.59	0:28:50	189.37	189.37	5.54
0:00:55	1,992.08	110.67	9.30	0:07:55	1,638.71	273.12	3.84	0:14:55	1,020.05	340.02	3.08	0:21:55	396.99	396.99	2.64	0:28:55	183.50	183.50	5.71
0:01:00	1,976.57	109.81	9.54	0:08:00	1,609.77	229.97	4.25	0:15:00	1,029.07	343.02	3.05	0:22:00	400.56	400.56	2.61	0:29:00	174.27	174.27	6.01
0:01:05	1,965.03	109.17	9.61	0:08:05	1,726.38	246.63	4.25	0:15:05	1,133.93	283.48	3.23	0:22:05	418.38	209.19	3.75	0:29:05	180.15	180.15	5.81
0:01:10	1,984.12	110.23	9.50	0:08:10	1,679.40	186.60	4.90	0:15:10	1,206.49	241.30	4.12	0:22:10	343.30	171.65	6.10	0:29:10	180.36	180.36	5.81
0:01:15	1,448.50	72.43	13.49	0:08:15	1,818.65	181.87	5.65	0:15:15	847.04	169.41	6.19	0:22:15	345.19	172.60	6.07	0:29:15	234.46	234.46	4.47
0:01:20	1,381.18	69.06	15.18	0:08:20	1,162.24	116.22	9.01	0:15:20	802.58	160.52	6.53	0:22:20	357.35	178.68	5.87	0:29:20	361.55	361.55	2.89
0:01:25	1,321.63	66.08	15.86	0:08:25	1,099.54	109.95	9.52	0:15:25	837.60	167.52	6.26	0:22:25	525.13	262.56	3.99	0:29:25	190.21	190.21	5.51
0:01:30	1,356.86	67.84	15.45	0:08:30	966.79	96.68	10.85	0:15:30	1,016.91	203.38	5.15	0:22:30	674.86	337.43	3.10	0:29:30	295.07	295.07	3.55
0:01:35	1,802.29	90.11	11.64	0:08:35	1,013.55	101.36	10.32	0:15:35	1,335.47	267.09	3.92	0:22:35	675.07	337.54	3.10	0:29:35	400.77	400.77	2.61
0:01:40	1,926.86	96.34	10.88	0:08:40	1,781.74	178.17	5.89	0:15:40	1,298.56	259.71	4.03	0:22:40	568.33	284.16	3.69	0:29:40	400.35	400.35	2.61
0:01:45	1,867.72	93.39	11.21	0:08:45	1,744.20	174.42	6.01	0:15:45	1,495.06	299.01	3.50	0:22:45	383.57	191.78	5.46	0:29:45	401.81	401.81	2.60
0:01:50	1,867.09	93.35	11.23	0:08:50	1,693.66	169.37	6.18	0:15:50	1,303.59	260.72	4.02	0:22:50	352.74	176.37	5.94	0:29:50	402.86	402.86	2.60
0:01:55	1,968.39	98.42	10.66	0:08:55	1,362.52	136.25	7.69	0:15:55	1,440.53	288.11	3.64	0:22:55	334.92	167.46	6.26	0:29:55	394.05	394.05	2.66
0:02:00	2,011.59	100.58	10.43	0:09:00	1,827.25	182.72	5.75	0:16:00	1,439.28	287.86	3.64	0:23:00	352.95	176.48	5.92	0:30:00	324.22	324.22	3.23
0:02:05	1,985.58	99.28	10.55	0:09:05	1,907.57	190.76	5.49	0:16:05	1,437.81	287.56	3.64	0:23:05	339.74	169.87	6.18	0:30:05	161.90	161.90	6.47
0:02:10	1,970.90	98.55	10.64	0:09:10	1,877.37	187.74	5.58	0:16:10	1,401.32	280.26	3.74	0:23:10	345.82	172.91	6.06	0:30:10	165.68	165.68	6.33
0:02:15	1,989.78	99.49	10.53	0:09:15	1,861.01	186.10	5.63	0:16:15	1,471.36	294.27	3.56	0:23:15	354.42	177.21	5.92	0:30:15	172.18	172.18	6.09
0:02:20	1,869.19	93.46	11.22	0:09:20	1,820.33	182.03	5.75	0:16:20	1,019.22	203.84	5.14	0:23:20	356.31	178.15	5.88	0:30:20	239.29	239.29	4.38
0:02:25	1,369.02	68.45	15.32	0:09:25	1,853.88	185.39	5.65	0:16:25	877.66	175.53	5.97	0:23:25	342.67	171.34	6.12	0:30:25	212.65	212.65	4.93
0:02:30	1,294.78	64.74	16.17	0:09:30	1,930.01	193.00	5.43	0:16:30	801.32	160.26	6.53	0:23:30	346.45	173.22	6.05	0:30:30	177.42	177.42	5.90
0:02:35	1,321.63	66.08	15.86	0:09:35	1,324.14	132.41	7.90	0:16:35	689.96	137.99	7.60	0:23:35	511.91	255.96	4.10	0:30:35	269.90	269.90	3.88
0:02:40	1,439.69	71.98	14.59	0:09:40	1,063.89	106.39	9.86	0:16:40	976.22	195.24	5.37	0:23:40	423.41	211.71	4.94	0:30:40	270.53	270.53	3.87
0:02:45	2,063.39	103.17	10.16	0:09:45	1,010.62	101.06	10.37	0:16:45	1,094.29	218.86	4.79	0:23:45	343.51	171.76	6.10	0:30:45	402.86	402.86	2.60
0:02:50	2,008.02	100.40	10.44	0:09:50	1,064.93	106.49	9.83	0:16:50	1,145.25	229.05	4.58	0:23:50	501.64	250.82	4.18	0:30:50	395.31	395.31	2.65
0:02:55	1,985.16	99.26	10.53	0:09:55	1,561.12	156.11	6.70	0:16:55	1,364.20	272.84	3.82	0:23:55	724.78	362.39	2.88	0:30:55	397.83	397.83	2.62

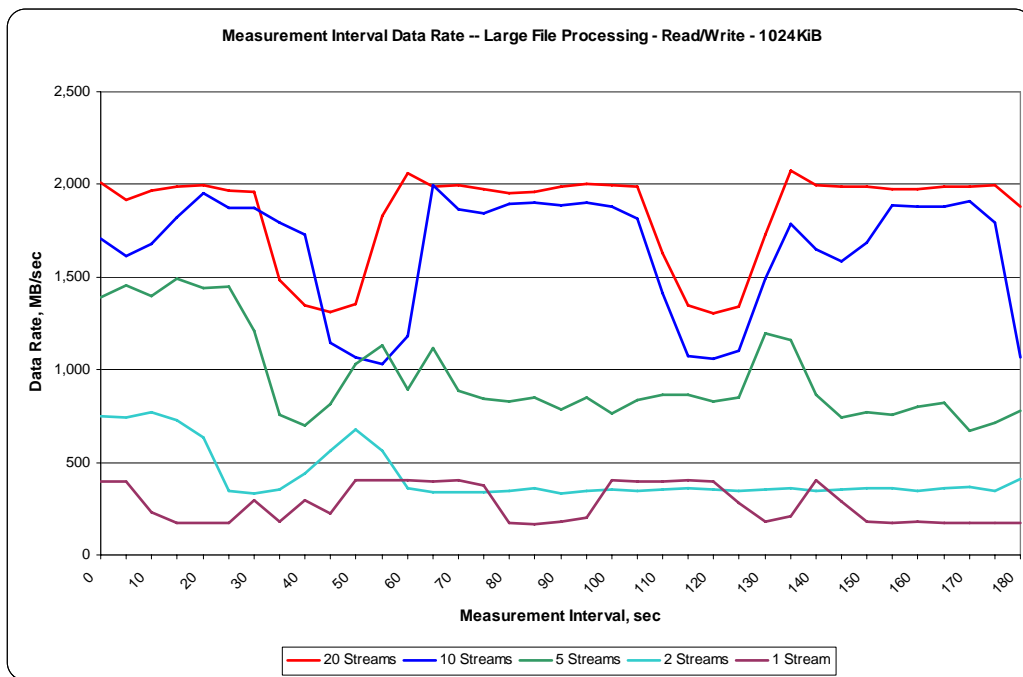
**SPC-2 “Large File Processing/READ-WRITE/1024 KiB Transfer Size” Test Run Data
 Measurement Interval, Run-Out, and Ramp-Down Periods**

TR11				TR12				TR13				TR14				TR15			
Test Run Sequence Time	20 Streams		Response Time, ms	Test Run Sequence Time	10 Streams		Response Time, ms	Test Run Sequence Time	5 Streams		Response Time, ms	Test Run Sequence Time	2 Streams		Response Time, ms	Test Run Sequence Time	1 Stream		
	Data Rate, MB/sec	Data Rate / Stream, MB/sec			Data Rate, MB/sec	Data Rate / Stream, MB/sec			Data Rate, MB/sec	Data Rate / Stream, MB/sec			Data Rate, MB/sec	Data Rate / Stream, MB/sec			Data Rate, MB/sec	Data Rate / Stream, MB/sec	Data Rate, MB/sec
0:03:00	2,008.86	100.44	10.46	0:10:00	1,710.86	171.09	6.14	0:17:00	1,390.83	278.17	3.78	0:24:00	750.99	375.50	2.80	0:31:00	397.83	397.83	2.64
0:03:05	1,914.28	95.71	10.88	0:10:05	1,616.48	161.65	6.47	0:17:05	1,458.57	291.71	3.59	0:24:05	739.88	369.94	2.83	0:31:05	398.04	398.04	2.63
0:03:10	1,965.45	98.27	10.70	0:10:10	1,676.04	167.60	6.26	0:17:10	1,397.54	279.51	3.75	0:24:10	767.98	383.99	2.73	0:31:10	232.15	232.15	4.24
0:03:15	1,991.46	99.57	10.53	0:10:15	1,825.78	182.58	5.74	0:17:15	1,491.91	298.38	3.51	0:24:15	726.87	363.44	2.88	0:31:15	170.71	170.71	6.50
0:03:20	1,992.50	99.63	10.52	0:10:20	1,948.88	194.89	5.37	0:17:20	1,439.49	287.90	3.64	0:24:20	637.53	318.77	3.29	0:31:20	172.81	172.81	6.06
0:03:25	1,969.02	98.45	10.64	0:10:25	1,874.22	187.42	5.59	0:17:25	1,450.39	290.08	3.61	0:24:25	347.50	173.75	6.03	0:31:25	174.06	174.06	6.03
0:03:30	1,957.27	97.86	10.71	0:10:30	1,875.90	187.59	5.59	0:17:30	1,206.91	241.38	4.34	0:24:30	330.09	165.05	6.35	0:31:30	294.86	294.86	3.55
0:03:35	1,486.67	74.33	14.10	0:10:35	1,797.05	179.70	5.83	0:17:35	759.17	151.83	6.90	0:24:35	351.48	175.74	5.96	0:31:35	182.45	182.45	5.74
0:03:40	1,348.89	67.44	15.52	0:10:40	1,730.57	173.06	6.05	0:17:40	698.35	139.67	7.50	0:24:40	441.45	220.73	4.75	0:31:40	294.86	294.86	3.55
0:03:45	1,311.98	65.60	15.98	0:10:45	1,144.63	114.46	9.15	0:17:45	814.74	162.95	6.43	0:24:45	563.92	281.96	3.72	0:31:45	221.88	221.88	4.73
0:03:50	1,353.08	67.65	15.50	0:10:50	1,069.55	106.95	9.74	0:17:50	1,029.49	205.90	5.09	0:24:50	680.53	340.26	3.08	0:31:50	400.14	400.14	2.62
0:03:55	1,829.56	91.48	11.47	0:10:55	1,032.22	103.22	10.20	0:17:55	1,130.36	226.07	4.63	0:24:55	559.73	279.86	3.74	0:31:55	400.56	400.56	2.61
0:04:00	2,062.55	103.13	10.17	0:11:00	1,181.54	118.15	8.89	0:18:00	891.50	178.30	5.88	0:25:00	360.29	180.15	5.82	0:32:00	401.60	401.60	2.60
0:04:05	1,986.00	99.30	10.55	0:11:05	1,995.44	199.54	5.25	0:18:05	1,114.85	222.97	4.69	0:25:05	340.37	170.18	6.16	0:32:05	393.01	393.01	2.67
0:04:10	1,997.96	99.90	10.50	0:11:10	1,867.30	186.73	5.61	0:18:10	886.47	177.29	5.91	0:25:10	338.27	169.14	6.19	0:32:10	400.56	400.56	2.61
0:04:15	1,971.32	98.57	10.63	0:11:15	1,846.33	184.63	5.67	0:18:15	840.96	168.19	6.23	0:25:15	340.79	170.39	6.15	0:32:15	372.66	372.66	2.81
0:04:20	1,949.51	97.48	10.75	0:11:20	1,893.73	189.37	5.53	0:18:20	830.89	166.18	6.31	0:25:20	346.24	173.12	6.05	0:32:20	172.39	172.39	6.08
0:04:25	1,963.14	98.16	10.68	0:11:25	1,900.44	190.04	5.51	0:18:25	847.04	169.41	6.19	0:25:25	359.87	179.94	5.83	0:32:25	169.03	169.03	6.20
0:04:30	1,989.15	99.46	10.54	0:11:30	1,889.53	188.95	5.55	0:18:30	782.87	156.57	6.69	0:25:30	334.50	167.25	6.26	0:32:30	182.24	182.24	5.76
0:04:35	2,002.36	100.12	10.46	0:11:35	1,901.07	190.11	5.51	0:18:35	848.93	169.79	6.17	0:25:35	344.98	172.49	6.08	0:32:35	203.63	203.63	5.14
0:04:40	1,995.02	99.75	10.50	0:11:40	1,880.94	188.09	5.57	0:18:40	764.83	152.97	6.85	0:25:40	352.95	176.48	5.93	0:32:40	401.19	401.19	2.61
0:04:45	1,986.21	99.31	10.56	0:11:45	1,816.97	181.70	5.76	0:18:45	834.88	166.98	6.28	0:25:45	349.18	174.59	6.00	0:32:45	399.51	399.51	2.62
0:04:50	1,628.86	81.44	12.85	0:11:50	1,413.48	141.35	7.41	0:18:50	866.33	173.27	6.05	0:25:50	353.58	176.79	5.93	0:32:50	398.25	398.25	2.63
0:04:55	1,350.57	67.53	15.54	0:11:55	1,075.63	107.56	9.74	0:18:55	861.51	172.30	6.08	0:25:55	363.23	181.61	5.77	0:32:55	399.93	399.93	2.62
0:05:00	1,300.44	65.02	16.11	0:12:00	1,060.32	106.03	9.89	0:19:00	830.47	166.09	6.31	0:26:00	349.60	174.80	6.00	0:33:00	394.68	394.68	2.65
0:05:05	1,341.13	67.06	15.63	0:12:05	1,104.36	110.44	9.47	0:19:05	846.62	169.32	6.19	0:26:05	342.67	171.34	6.12	0:33:05	283.12	283.12	3.69
0:05:10	1,731.83	86.59	12.12	0:12:10	1,490.03	149.00	7.05	0:19:10	1,193.28	238.66	4.39	0:26:10	352.11	176.06	5.95	0:33:10	177.00	177.00	5.92
0:05:15	2,072.62	103.63	10.11	0:12:15	1,789.50	178.95	5.86	0:19:15	1,160.35	232.07	4.52	0:26:15	362.60	181.30	5.78	0:33:15	206.57	206.57	5.08
0:05:20	1,993.76	99.69	10.51	0:12:20	1,646.68	164.67	6.35	0:19:20	865.91	173.18	6.05	0:26:20	346.66	173.33	6.04	0:33:20	399.93	399.93	2.62
0:05:25	1,991.67	99.58	10.54	0:12:25	1,582.72	158.27	6.62	0:19:25	739.25	147.85	7.08	0:26:25	353.16	176.58	5.94	0:33:25	285.21	285.21	3.67
0:05:30	1,985.37	99.27	10.56	0:12:30	1,682.96	168.30	6.23	0:19:30	769.45	153.89	6.81	0:26:30	358.19	179.10	5.85	0:33:30	176.79	176.79	5.94
0:05:35	1,973.84	98.69	10.62	0:12:35	1,888.70	188.87	5.54	0:19:35	758.75	151.75	6.91	0:26:35	358.61	179.31	5.84	0:33:35	175.95	175.95	5.94
0:05:40	1,974.89	98.74	10.61	0:12:40	1,881.98	188.20	5.57	0:19:40	799.85	159.97	6.55	0:26:40	349.18	174.59	6.00	0:33:40	179.10	179.10	5.86
0:05:45	1,985.58	99.28	10.56	0:12:45	1,879.68	187.97	5.58	0:19:45	819.78	163.96	6.39	0:26:45	361.34	180.67	5.80	0:33:45	170.08	170.08	6.16
0:05:50	1,991.04	99.55	10.52	0:12:50	1,910.92	191.09	5.48	0:19:50	669.62	133.92	7.83	0:26:50	369.73	184.86	5.66	0:33:50	175.11	175.11	5.98
0:05:55	1,994.18	99.71	10.49	0:12:55	1,795.58	179.56	5.82	0:19:55	711.77	142.35	7.33	0:26:55	348.55	174.27	6.00	0:33:55	172.60	172.60	6.05
0:06:00	1,880.73	94.04	11.15	0:13:00	1,064.72	106.47	9.86	0:20:00	777.83	155.57	6.76	0:27:00	410.41	205.21	5.12	0:34:00	170.08	170.08	6.17
0:06:05	1,341.55	67.08	15.61	0:13:05	1,082.97	108.30	9.68	0:20:05	929.67	185.93	5.60	0:27:05	586.78	293.39	3.55	0:34:05	185.39	185.39	5.63
0:06:10	1,273.60	63.68	16.49	0:13:10	986.92	98.69	10.61	0:20:10	1,378.46	275.69	3.81	0:27:10	700.03	350.01	3.00	0:34:10	182.87	182.87	5.73
0:06:15	1,318.90	65.94	15.88	0:13:15	980.84	98.08	10.69	0:20:15	1,224.11	244.82	4.28	0:27:15	579.65	289.83	3.61	0:34:15	178.68	178.68	5.87
0:06:20	1,441.79	72.09	14.57	0:13:20	1,918.68	191.87	5.47	0:20:20	1,185.31	237.06	4.42	0:27:20	741.76	370.88	2.82	0:34:20	179.52	179.52	5.84
0:06:25	1,986.63	99.33	10.55	0:13:25	1,941.33	194.13	5.40	0:20:25	1,194.33	238.87	4.39	0:27:25	762.31	381.16	2.75	0:34:25	178.68	178.68	5.86
0:06:30	1,929.59	96.48	10.86	0:13:30	1,928.33	192.83	5.43	0:20:30	1,528.61	305.72	3.42	0:27:30	765.04	382.52	2.74	0:34:30	179.10	179.10	5.85
0:06:35	1,961.05	98.05	10.68	0:13:35	1,922.67	192.27	5.45	0:20:35	1,465.70	293.14	3.58	0:27:35	683.67	341.84	3.06	0:34:35	182.45	182.45	5.75
0:06:40	1,978.87	98.94	10.57	0:13:40	1,855.35	185.54	5.63	0:20:40	1,434.24	286.85	3.65	0:27:40	716.39	358.19	2.92	0:34:40	171.76	171.76	6.10
0:06:45	11.95	0.00	11.80	0:13:45	8.18	0.00	7.66	0:20:45	1.05	0.00	4.07	0:27:45	0.42	0.00	3.18	0:34:45	0.21	0.00	2.00
0:06:50	0.00	0.00	0.00	0:13:50	0.00	0.00	0.00	0:20:50	0.00	0.00	0.00	0:27:50	0.00	0.00	0.00	0:34:50	0.00	0.00	0.00
0:06:55	0.00	0.00	0.00	0:13:55	0.00	0.00	0.00	0:20:55	0.00	0.00	0.00	0:27:55	0.00	0.00	0.00	0:34:55	0.00	0.00	0.00

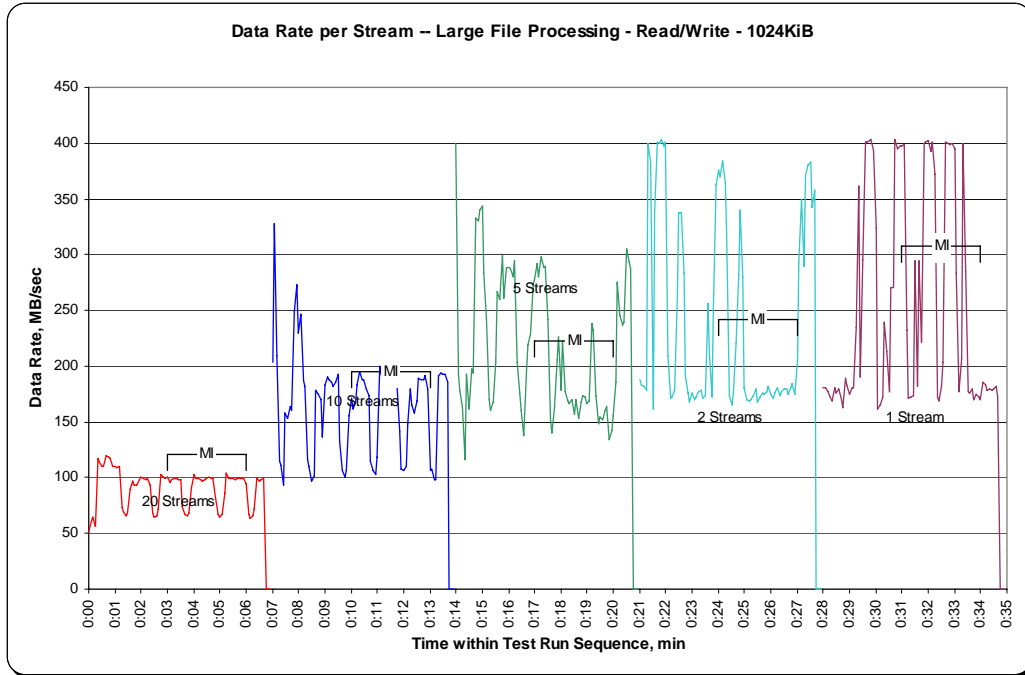
SPC-2 “Large File Processing/ READ-WRITE/1024 KiB Transfer Size” Average Data Rate Graph – Complete Test Run



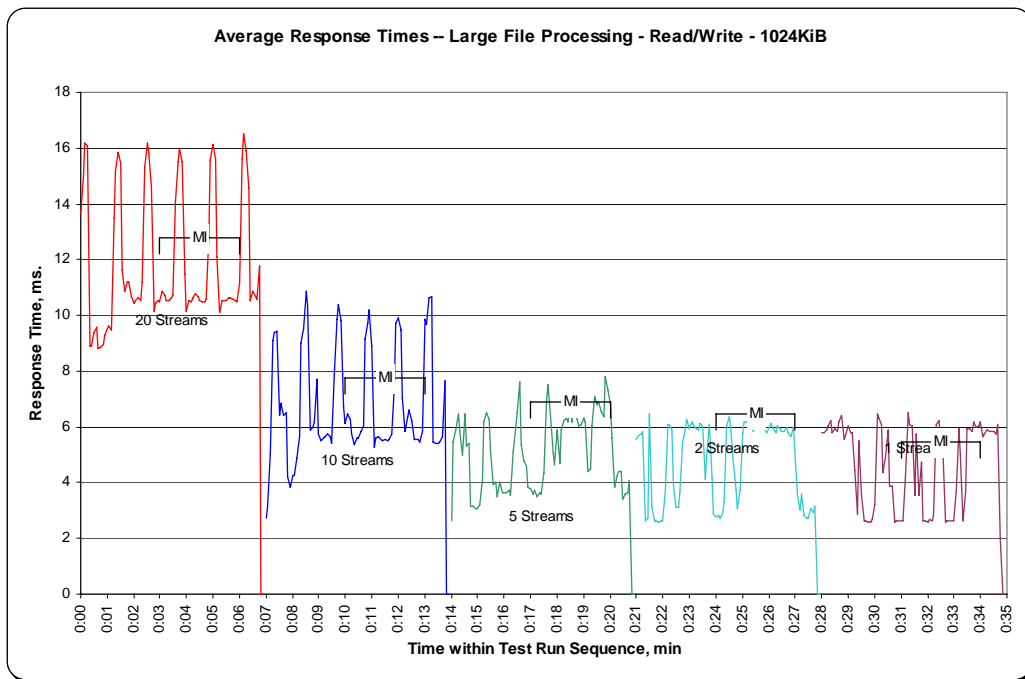
SPC-2 “Large File Processing/ READ-WRITE/1024 KiB Transfer Size” Average Data Rate Graph – Measurement Interval (MI) Only



SPC-2 “Large File Processing/READ-WRITE/1024 KiB Transfer Size” Average Data Rate per Stream Graph



SPC-2 “Large File Processing/READ-WRITE/1024 KiB Transfer Size” Average Response Time Graph



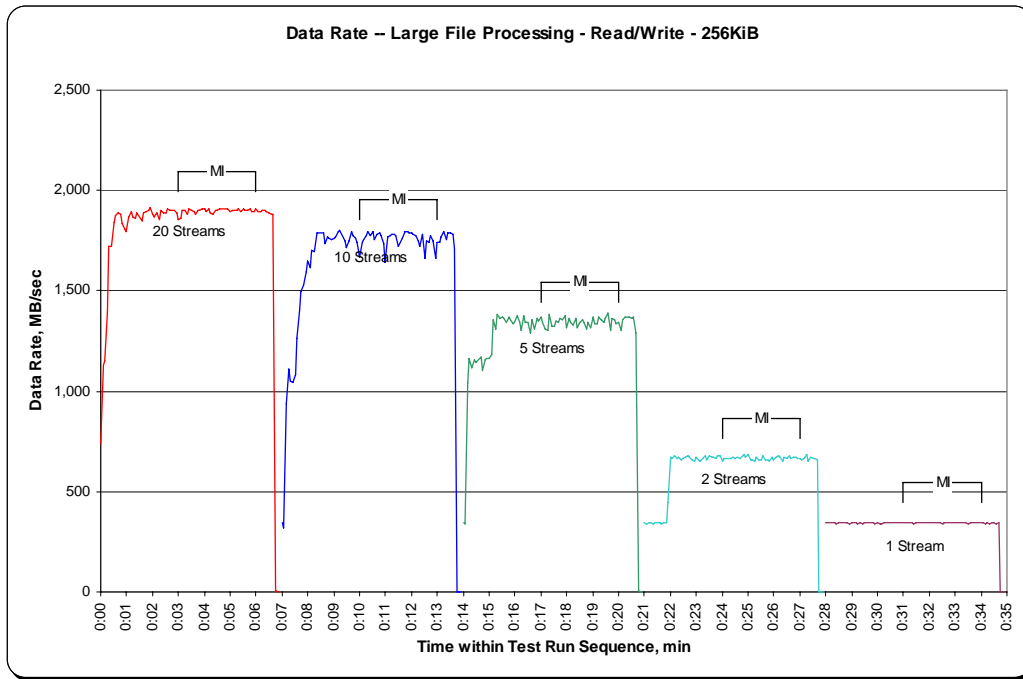
SPC-2 “Large File Processing/READ-WRITE/256 KiB Transfer Size” Test Run Data - Ramp-Up Period

TR16				TR17				TR18				TR19				TR20			
Test Run Sequence Time	Data Rate, MB/sec	20 Streams Data Rate / Stream, MB/sec	Response Time, ms	Test Run Sequence Time	Data Rate, MB/sec	10 Streams Data Rate / Stream, MB/sec	Response Time, ms	Test Run Sequence Time	Data Rate, MB/sec	5 Streams Data Rate / Stream, MB/sec	Response Time, ms	Test Run Sequence Time	Data Rate, MB/sec	2 Streams Data Rate / Stream, MB/sec	Response Time, ms	Test Run Sequence Time	Data Rate, MB/sec	1 Stream Data Rate / Stream, MB/sec	Response Time, ms
0:00:00	735.47	147.09	1.19	0:07:00	344.35	344.35	0.76	0:14:00	342.62	342.62	0.76	0:21:00	344.82	344.82	0.76	0:28:00	342.52	342.52	0.76
0:00:05	1,130.63	161.52	1.54	0:07:05	316.41	158.20	0.82	0:14:05	338.32	169.16	0.77	0:21:05	342.26	342.26	0.76	0:28:05	342.67	342.67	0.76
0:00:10	1,153.43	164.78	1.57	0:07:10	940.52	235.13	0.94	0:14:10	1,042.65	260.66	0.85	0:21:10	347.24	347.24	0.75	0:28:10	347.45	347.45	0.75
0:00:15	1,396.34	126.94	1.64	0:07:15	1,108.92	277.23	0.94	0:14:15	1,160.67	290.17	0.90	0:21:15	345.03	345.03	0.76	0:28:15	342.67	342.67	0.76
0:00:20	1,722.08	143.51	1.72	0:07:20	1,049.94	262.48	0.99	0:14:20	1,116.10	279.03	0.94	0:21:20	342.26	342.26	0.76	0:28:20	342.78	342.78	0.76
0:00:25	1,723.02	132.54	1.87	0:07:25	1,041.45	260.36	1.00	0:14:25	1,158.26	289.56	0.90	0:21:25	345.61	345.61	0.75	0:28:25	339.84	339.84	0.77
0:00:30	1,839.46	122.63	2.11	0:07:30	1,080.87	216.17	1.02	0:14:30	1,143.31	285.83	0.91	0:21:30	343.04	343.04	0.76	0:28:30	343.30	343.30	0.76
0:00:35	1,875.80	125.05	2.09	0:07:35	1,264.58	210.76	1.08	0:14:35	1,157.94	289.49	0.90	0:21:35	347.29	347.29	0.75	0:28:35	345.45	345.45	0.75
0:00:40	1,885.23	125.68	2.08	0:07:40	1,401.42	233.57	1.12	0:14:40	1,172.10	293.02	0.89	0:21:40	337.27	337.27	0.77	0:28:40	343.36	343.36	0.76
0:00:45	1,880.31	125.35	2.09	0:07:45	1,496.63	213.80	1.09	0:14:45	1,105.04	276.26	0.94	0:21:45	344.77	344.77	0.76	0:28:45	345.98	345.98	0.75
0:00:50	1,832.39	122.16	2.14	0:07:50	1,526.41	218.06	1.20	0:14:50	1,154.22	288.56	0.91	0:21:50	343.15	343.15	0.76	0:28:50	346.29	346.29	0.75
0:00:55	1,806.59	120.44	2.17	0:07:55	1,598.97	199.87	1.17	0:14:55	1,162.03	290.51	0.90	0:21:55	444.65	222.32	0.77	0:28:55	341.73	341.73	0.76
0:01:00	1,793.01	112.06	2.27	0:08:00	1,648.68	206.08	1.27	0:15:00	1,165.65	291.41	0.90	0:22:00	670.09	335.05	0.78	0:29:00	346.61	346.61	0.75
0:01:05	1,867.09	116.69	2.24	0:08:05	1,615.23	201.90	1.29	0:15:05	1,186.73	296.68	0.88	0:22:05	666.42	333.21	0.78	0:29:05	343.30	343.30	0.76
0:01:10	1,893.05	105.17	2.33	0:08:10	1,703.25	170.33	1.45	0:15:10	1,353.40	270.68	0.94	0:22:10	676.02	338.01	0.77	0:29:10	343.04	343.04	0.76
0:01:15	1,869.09	93.45	2.72	0:08:15	1,693.71	169.37	1.54	0:15:15	1,312.40	262.48	0.99	0:22:15	663.85	331.93	0.79	0:29:15	342.41	342.41	0.76
0:01:20	1,863.00	93.15	2.79	0:08:20	1,789.71	178.97	1.46	0:15:20	1,382.65	276.53	0.95	0:22:20	672.66	336.33	0.78	0:29:20	343.83	343.83	0.76
0:01:25	1,890.27	94.51	2.78	0:08:25	1,789.55	178.96	1.46	0:15:25	1,361.58	272.32	0.96	0:22:25	660.50	330.25	0.79	0:29:25	340.79	340.79	0.77
0:01:30	1,867.25	93.36	2.80	0:08:30	1,785.41	178.54	1.46	0:15:30	1,369.39	273.88	0.95	0:22:30	663.33	331.66	0.79	0:29:30	343.30	343.30	0.76
0:01:35	1,846.96	92.35	2.83	0:08:35	1,791.70	179.17	1.46	0:15:35	1,360.58	272.12	0.96	0:22:35	672.45	336.23	0.78	0:29:35	345.03	345.03	0.76
0:01:40	1,888.75	94.44	2.77	0:08:40	1,738.07	173.81	1.50	0:15:40	1,343.59	268.72	0.97	0:22:40	675.28	337.64	0.77	0:29:40	342.57	342.57	0.76
0:01:45	1,896.61	94.83	2.76	0:08:45	1,768.63	176.86	1.48	0:15:45	1,369.18	273.84	0.95	0:22:45	673.40	336.70	0.77	0:29:45	343.51	343.51	0.76
0:01:50	1,903.27	95.16	2.75	0:08:50	1,760.93	176.09	1.48	0:15:50	1,354.71	270.94	0.96	0:22:50	657.14	328.57	0.79	0:29:50	344.46	344.46	0.76
0:01:55	1,914.39	95.72	2.73	0:08:55	1,757.57	175.76	1.49	0:15:55	1,335.94	267.19	0.98	0:22:55	652.00	326.00	0.80	0:29:55	342.05	342.05	0.76
0:02:00	1,884.71	94.24	2.78	0:09:00	1,758.93	175.89	1.49	0:16:00	1,341.81	268.36	0.97	0:23:00	668.41	334.21	0.78	0:30:00	345.09	345.09	0.75
0:02:05	1,865.68	93.28	2.80	0:09:05	1,766.17	176.62	1.48	0:16:05	1,373.27	274.65	0.95	0:23:05	660.34	330.17	0.79	0:30:05	340.58	340.58	0.77
0:02:10	1,886.23	94.31	2.77	0:09:10	1,795.42	179.54	1.45	0:16:10	1,345.27	269.05	0.97	0:23:10	652.21	326.11	0.80	0:30:10	341.99	341.99	0.76
0:02:15	1,856.29	92.81	2.82	0:09:15	1,799.15	179.91	1.45	0:16:15	1,306.32	261.26	1.00	0:23:15	665.69	332.84	0.78	0:30:15	345.51	345.51	0.75
0:02:20	1,898.66	94.93	2.76	0:09:20	1,775.92	177.59	1.47	0:16:20	1,378.41	275.68	0.95	0:23:20	679.42	339.71	0.77	0:30:20	344.77	344.77	0.76
0:02:25	1,887.75	94.39	2.77	0:09:25	1,750.75	175.08	1.49	0:16:25	1,344.96	268.99	0.97	0:23:25	659.50	329.75	0.79	0:30:25	345.61	345.61	0.75
0:02:30	1,889.53	94.48	2.77	0:09:30	1,714.79	171.48	1.52	0:16:30	1,345.64	269.13	0.97	0:23:30	678.85	339.42	0.77	0:30:30	347.18	347.18	0.75
0:02:35	1,906.05	95.30	2.74	0:09:35	1,748.82	174.88	1.49	0:16:35	1,288.07	257.61	1.01	0:23:35	673.55	336.78	0.77	0:30:35	343.41	343.41	0.76
0:02:40	1,901.07	95.05	2.75	0:09:40	1,797.15	179.72	1.45	0:16:40	1,357.80	271.56	0.96	0:23:40	668.78	334.39	0.78	0:30:40	347.92	347.92	0.75
0:02:45	1,899.55	94.98	2.75	0:09:45	1,776.45	177.64	1.47	0:16:45	1,310.56	262.11	1.00	0:23:45	665.95	332.98	0.78	0:30:45	343.67	343.67	0.76
0:02:50	1,900.86	95.04	2.75	0:09:50	1,762.66	176.27	1.48	0:16:50	1,363.83	272.77	0.96	0:23:50	678.95	339.48	0.77	0:30:50	346.50	346.50	0.75
0:02:55	1,887.49	94.37	2.76	0:09:55	1,740.27	174.03	1.49	0:16:55	1,350.93	270.19	0.96	0:23:55	678.59	339.29	0.77	0:30:55	344.61	344.61	0.75

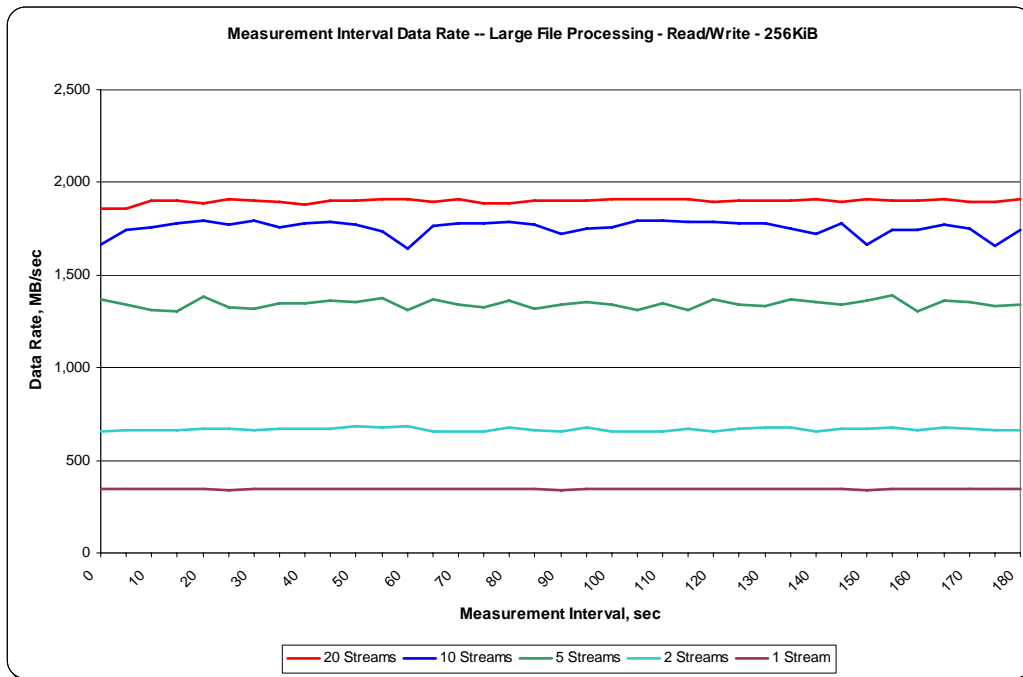
**SPC-2 “Large File Processing/READ-WRITE/256 KiB Transfer Size” Test Run Data
 Measurement Interval, Run-Out, and Ramp-Down Periods**

TR16				TR17				TR18				TR19				TR20			
Test Run Sequence Time	Data Rate, MB/sec	Data Rate / Stream, MB/sec	Response Time, ms	Test Run Sequence Time	Data Rate, MB/sec	Data Rate / Stream, MB/sec	Response Time, ms	Test Run Sequence Time	Data Rate, MB/sec	Data Rate / Stream, MB/sec	Response Time, ms	Test Run Sequence Time	Data Rate, MB/sec	Data Rate / Stream, MB/sec	Response Time, ms	Test Run Sequence Time	Data Rate, MB/sec	Data Rate / Stream, MB/sec	Response Time, ms
0:03:00	1,858.08	92.90	2.82	0:10:00	1,667.60	166.76	1.57	0:17:00	1,369.55	273.91	0.96	0:24:00	654.05	327.02	0.80	0:31:00	344.67	344.67	0.76
0:03:05	1,858.76	92.94	2.82	0:10:05	1,740.95	174.10	1.50	0:17:05	1,343.38	268.68	0.97	0:24:05	665.53	332.77	0.78	0:31:05	344.35	344.35	0.76
0:03:10	1,900.86	95.04	2.75	0:10:10	1,757.52	175.75	1.49	0:17:10	1,311.56	262.31	0.99	0:24:10	663.17	331.59	0.79	0:31:10	343.57	343.57	0.76
0:03:15	1,902.90	95.15	2.75	0:10:15	1,777.86	177.79	1.47	0:17:15	1,306.21	261.24	1.00	0:24:15	665.58	332.79	0.78	0:31:15	343.88	343.88	0.76
0:03:20	1,884.29	94.21	2.78	0:10:20	1,794.48	179.45	1.46	0:17:20	1,382.23	276.45	0.94	0:24:20	667.47	333.74	0.78	0:31:20	346.13	346.13	0.75
0:03:25	1,907.41	95.37	2.74	0:10:25	1,774.98	177.50	1.47	0:17:25	1,325.40	265.08	0.98	0:24:25	670.20	335.10	0.78	0:31:25	342.20	342.20	0.76
0:03:30	1,902.38	95.12	2.75	0:10:30	1,796.73	179.67	1.45	0:17:30	1,319.95	263.99	0.99	0:24:30	664.01	332.01	0.79	0:31:30	344.46	344.46	0.76
0:03:35	1,893.52	94.68	2.76	0:10:35	1,757.47	175.75	1.49	0:17:35	1,348.00	269.60	0.97	0:24:35	671.30	335.65	0.78	0:31:35	342.52	342.52	0.76
0:03:40	1,880.41	94.02	2.78	0:10:40	1,783.10	178.31	1.47	0:17:40	1,343.80	268.76	0.97	0:24:40	667.37	333.68	0.78	0:31:40	343.46	343.46	0.76
0:03:45	1,900.49	95.02	2.75	0:10:45	1,788.29	178.83	1.46	0:17:45	1,363.31	272.66	0.96	0:24:45	670.56	335.28	0.78	0:31:45	344.88	344.88	0.76
0:03:50	1,904.74	95.24	2.75	0:10:50	1,774.19	177.42	1.47	0:17:50	1,353.19	270.64	0.96	0:24:50	685.82	342.91	0.76	0:31:50	342.57	342.57	0.76
0:03:55	1,905.73	95.29	2.75	0:10:55	1,734.08	173.41	1.51	0:17:55	1,379.30	275.86	0.95	0:24:55	673.81	336.91	0.77	0:31:55	344.40	344.40	0.76
0:04:00	1,907.31	95.37	2.74	0:11:00	1,641.13	164.11	1.59	0:18:00	1,313.34	262.67	0.99	0:25:00	684.25	342.12	0.76	0:32:00	343.41	343.41	0.76
0:04:05	1,895.25	94.76	2.76	0:11:05	1,766.43	176.64	1.48	0:18:05	1,365.98	273.20	0.96	0:25:05	655.99	327.99	0.79	0:32:05	343.57	343.57	0.76
0:04:10	1,908.46	95.42	2.74	0:11:10	1,776.34	177.63	1.47	0:18:10	1,339.98	268.00	0.97	0:25:10	659.13	329.57	0.79	0:32:10	346.76	346.76	0.75
0:04:15	1,886.49	94.32	2.77	0:11:15	1,781.79	178.18	1.47	0:18:15	1,328.86	265.77	0.98	0:25:15	654.42	327.21	0.80	0:32:15	343.99	343.99	0.76
0:04:20	1,884.97	94.25	2.78	0:11:20	1,783.16	178.32	1.47	0:18:20	1,365.25	273.05	0.96	0:25:20	673.81	336.91	0.77	0:32:20	345.61	345.61	0.75
0:04:25	1,904.74	95.24	2.75	0:11:25	1,772.83	177.28	1.47	0:18:25	1,316.96	263.39	0.99	0:25:25	659.76	329.88	0.79	0:32:25	342.78	342.78	0.76
0:04:30	1,900.39	95.02	2.75	0:11:30	1,722.34	172.23	1.52	0:18:30	1,340.60	268.12	0.97	0:25:30	657.61	328.81	0.79	0:32:30	341.68	341.68	0.76
0:04:35	1,905.26	95.26	2.75	0:11:35	1,748.71	174.87	1.50	0:18:35	1,353.66	270.73	0.96	0:25:35	680.63	340.32	0.77	0:32:35	343.51	343.51	0.76
0:04:40	1,907.88	95.39	2.74	0:11:40	1,760.77	176.08	1.48	0:18:40	1,340.03	268.01	0.97	0:25:40	657.82	328.91	0.79	0:32:40	343.04	343.04	0.76
0:04:45	1,906.78	95.34	2.74	0:11:45	1,797.05	179.70	1.45	0:18:45	1,312.03	262.41	1.00	0:25:45	657.51	328.75	0.79	0:32:45	347.55	347.55	0.75
0:04:50	1,908.72	95.44	2.74	0:11:50	1,795.06	179.51	1.46	0:18:50	1,344.38	268.88	0.97	0:25:50	654.73	327.37	0.80	0:32:50	342.57	342.57	0.76
0:04:55	1,906.00	95.30	2.75	0:11:55	1,786.04	178.60	1.46	0:18:55	1,313.29	262.66	0.99	0:25:55	672.35	336.17	0.78	0:32:55	343.51	343.51	0.76
0:05:00	1,897.92	94.90	2.76	0:12:00	1,786.51	178.65	1.46	0:19:00	1,370.80	274.16	0.95	0:26:00	658.03	329.02	0.79	0:33:00	342.83	342.83	0.76
0:05:05	1,902.43	95.12	2.75	0:12:05	1,783.00	178.30	1.47	0:19:05	1,336.99	267.40	0.98	0:26:05	669.67	334.84	0.78	0:33:05	342.73	342.73	0.76
0:05:10	1,902.17	95.11	2.75	0:12:10	1,776.45	177.64	1.47	0:19:10	1,336.25	267.25	0.98	0:26:10	679.84	339.92	0.77	0:33:10	345.03	345.03	0.76
0:05:15	1,899.86	94.99	2.75	0:12:15	1,750.81	175.08	1.49	0:19:15	1,366.82	273.36	0.95	0:26:15	673.81	336.91	0.77	0:33:15	343.36	343.36	0.76
0:05:20	1,909.46	95.47	2.74	0:12:20	1,721.45	172.14	1.52	0:19:20	1,353.61	270.72	0.96	0:26:20	654.84	327.42	0.80	0:33:20	345.40	345.40	0.75
0:05:25	1,895.41	94.77	2.76	0:12:25	1,781.58	178.16	1.47	0:19:25	1,342.49	268.50	0.97	0:26:25	669.88	334.94	0.78	0:33:25	345.77	345.77	0.75
0:05:30	1,906.89	95.34	2.74	0:12:30	1,663.09	166.31	1.57	0:19:30	1,360.00	272.00	0.96	0:26:30	667.94	333.97	0.78	0:33:30	341.73	341.73	0.76
0:05:35	1,901.80	95.09	2.75	0:12:35	1,746.09	174.61	1.50	0:19:35	1,387.37	277.47	0.94	0:26:35	676.23	338.11	0.77	0:33:35	345.09	345.09	0.76
0:05:40	1,898.45	94.92	2.76	0:12:40	1,741.79	174.18	1.50	0:19:40	1,302.33	260.47	1.00	0:26:40	661.70	330.85	0.79	0:33:40	343.72	343.72	0.76
0:05:45	1,907.62	95.38	2.74	0:12:45	1,774.71	177.47	1.47	0:19:45	1,361.47	272.29	0.96	0:26:45	674.71	337.35	0.77	0:33:45	343.99	343.99	0.76
0:05:50	1,894.78	94.74	2.76	0:12:50	1,751.44	175.14	1.49	0:19:50	1,355.02	271.00	0.96	0:26:50	673.29	336.65	0.77	0:33:50	347.45	347.45	0.75
0:05:55	1,895.30	94.77	2.75	0:12:55	1,660.16	166.02	1.57	0:19:55	1,333.84	266.77	0.97	0:26:55	661.70	330.85	0.79	0:33:55	343.30	343.30	0.76
0:06:00	1,906.47	95.32	2.75	0:13:00	1,743.47	174.35	1.50	0:20:00	1,340.87	268.17	0.98	0:27:00	662.12	331.06	0.79	0:34:00	344.98	344.98	0.76
0:06:05	1,897.19	94.86	2.76	0:13:05	1,738.96	173.90	1.49	0:20:05	1,302.59	260.52	1.00	0:27:05	660.97	330.48	0.79	0:34:05	344.51	344.51	0.76
0:06:10	1,895.62	94.78	2.76	0:13:10	1,769.73	176.97	1.48	0:20:10	1,353.82	270.76	0.96	0:27:10	666.89	333.45	0.78	0:34:10	341.26	341.26	0.76
0:06:15	1,902.01	95.10	2.75	0:13:15	1,796.47	179.65	1.45	0:20:15	1,370.44	274.09	0.95	0:27:15	683.72	341.86	0.76	0:34:15	343.15	343.15	0.76
0:06:20	1,903.43	95.17	2.75	0:13:20	1,754.27	175.43	1.49	0:20:20	1,369.65	273.93	0.95	0:27:20	649.75	324.88	0.80	0:34:20	339.69	339.69	0.77
0:06:25	1,895.77	94.79	2.76	0:13:25	1,791.13	179.11	1.46	0:20:25	1,368.55	273.71	0.95	0:27:25	670.93	335.47	0.78	0:34:25	345.03	345.03	0.76
0:06:30	1,886.55	94.33	2.77	0:13:30	1,787.14	178.71	1.46	0:20:30	1,361.89	272.38	0.96	0:27:30	664.48	332.24	0.78	0:34:30	343.62	343.62	0.76
0:06:35	1,880.04	94.00	2.78	0:13:35	1,781.90	178.19	1.47	0:20:35	1,372.95	274.59	0.95	0:27:35	665.43	332.71	0.78	0:34:35	340.42	340.42	0.77
0:06:40	1,884.19	94.21	2.77	0:13:40	1,710.12	171.01	1.53	0:20:40	1,287.07	257.41	1.01	0:27:40	661.18	330.59	0.79	0:34:40	344.14	344.14	0.76
0:06:45	7.97	0.00	2.73	0:13:45	0.79	0.00	2.13	0:20:45	4.35	0.00	1.62	0:27:45	2.41	0.00	0.75	0:34:45	1.21	0.00	0.74
0:06:50	0.00	0.00	0.00	0:13:50	0.00	0.00	0.00	0:20:50	0.00	0.00	0.00	0:27:50	0.00	0.00	0.00	0:34:50	0.00	0.00	0.00
0:06:55	0.00	0.00	0.00	0:13:55	0.00	0.00	0.00	0:20:55	0.00	0.00	0.00	0:27:55	0.00	0.00	0.00	0:34:55	0.00	0.00	0.00

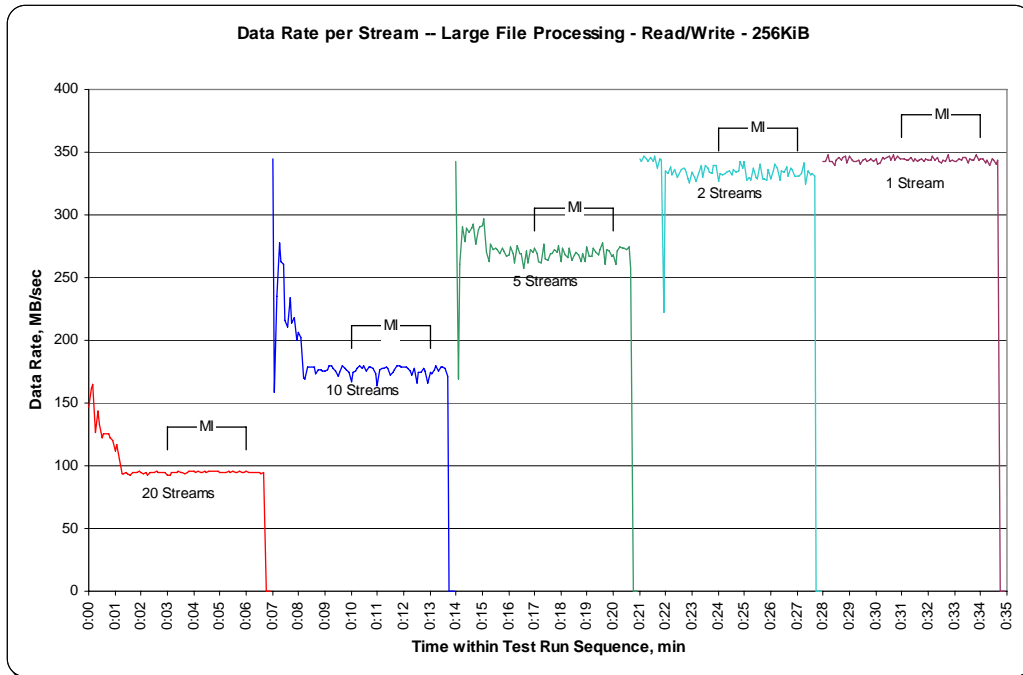
SPC-2 “Large File Processing/READ-WRITE/256 KiB Transfer Size” Average Data Rate Graph – Complete Test Run



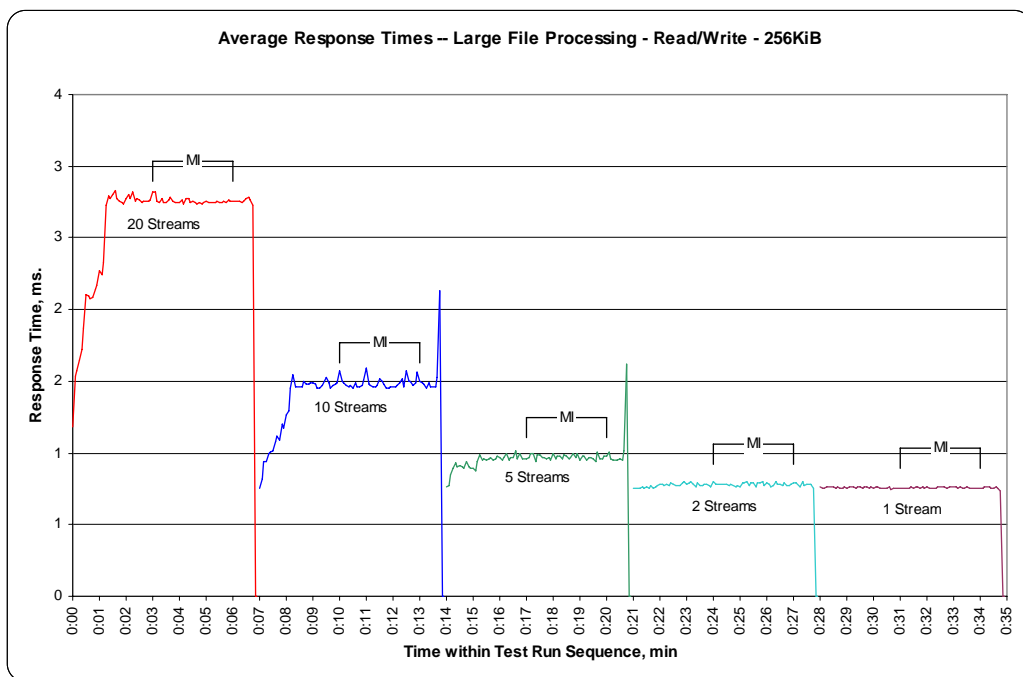
SPC-2 “Large File Processing/READ-WRITE/256 KiB Transfer Size” Average Data Rate Graph – Measurement Interval (MI) Only



SPC-2 “Large File Processing/READ-WRITE/256 KiB Transfer Size” Average Data Rate per Stream Graph



SPC-2 “Large File Processing/READ-WRITE/256 KiB Transfer Size” Average Response Time Graph



Large File Processing Test – READ ONLY Test Phase

Clause 10.6.8.1.3

1. A table that will contain the following information for each "READ ONLY, 1024 KiB Transfer Size" Test Run:
 - The number of Streams specified.
 - The average data rate, average data rate per stream, and average Response Time reported at five second intervals.
2. Average Data Rate (intervals), Average Data Rate per Stream (intervals), and Average Response Time (intervals) graphs for the "READ ONLY, 1024 KiB Transfer Size" Test Runs as specified in Clauses 10.1.4 – 10.1.6.
3. A table that will contain the following information for each "READ ONLY, 256 KiB Transfer Size" Test Run:
 - The number of Streams specified.
 - The average data rate, average data rate per stream, and average Response Time reported at five second intervals.
4. Average Data Rate (intervals), Average Data Rate per Stream (intervals), and Average Response Time (intervals) graphs for the "READ ONLY, 256 KiB Transfer Size" Test Runs as specified in Clauses 10.1.4 – 10.1.6.

The SPC-2 "Large File Processing/READ ONLY/1024 KiB Transfer Size" Test Run data is contained in the table that appears on the next page. That table is followed by graphs illustrating the average Data Rate, average Data Rate per Stream, and average Response Time produced by the same Test Runs. The table and graphs present the data at five-second intervals.

Immediately following the SPC-2 "Large File Processing/READ ONLY/1024 KiB Transfer Size" table and graphs will be the SPC-2 "Large File Processing/READ ONLY/64 KiB Transfer Size" table and graphs. The table contains the Test Run data and the graphs illustrate the average Data Rate, average Data Rate per Stream, and average Response Time produced by the Test Runs.

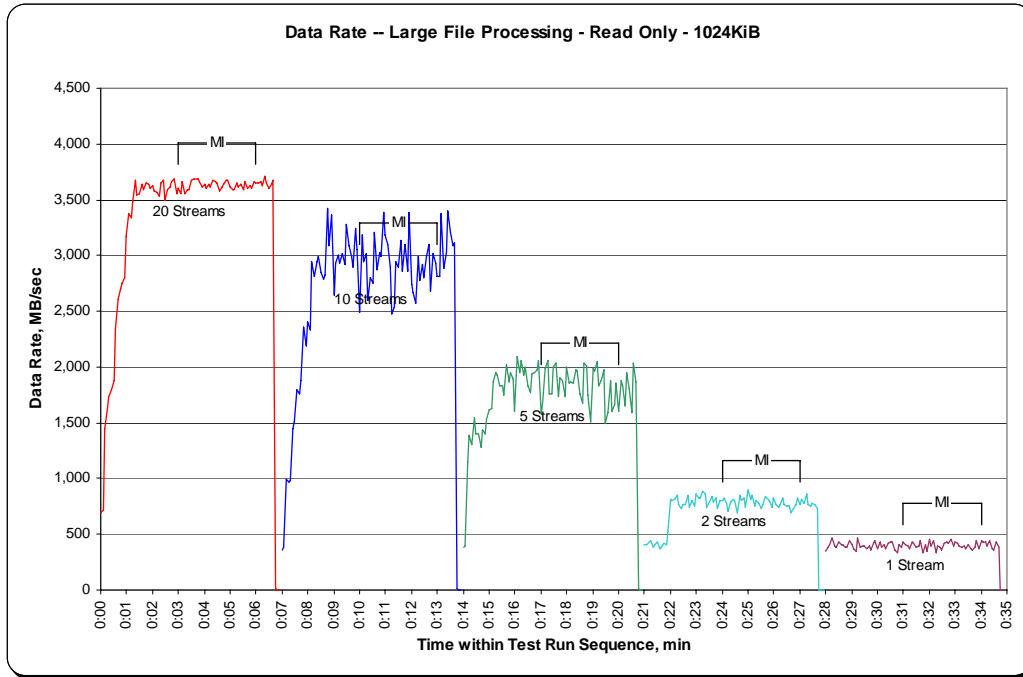
SPC-2 “Large File Processing/READ ONLY/1024 KiB Transfer Size” Test Run Data - Ramp Up Period

TR21	20 Streams			TR22	10 Streams			TR23	5 Streams			TR24	2 Streams			TR25	1 Stream		
Test Run Sequence Time	Data Rate, MB/sec	Data Rate / Stream, MB/sec	Response Time, ms	Test Run Sequence Time	Data Rate, MB/sec	Data Rate / Stream, MB/sec	Response Time, ms	Test Run Sequence Time	Data Rate, MB/sec	Data Rate / Stream, MB/sec	Response Time, ms	Test Run Sequence Time	Data Rate, MB/sec	Data Rate / Stream, MB/sec	Response Time, ms	Test Run Sequence Time	Data Rate, MB/sec	Data Rate / Stream, MB/sec	Response Time, ms
0:00:00	695.84	231.95	3.40	0:07:00	358.40	358.40	2.92	0:14:00	377.91	377.91	2.77	0:21:00	409.57	409.57	2.55	0:28:00	343.72	343.72	3.04
0:00:05	720.37	240.12	4.30	0:07:05	386.51	193.25	2.70	0:14:05	396.57	198.29	2.64	0:21:05	405.17	405.17	2.58	0:28:05	377.07	377.07	2.76
0:00:10	1,449.97	181.25	4.26	0:07:10	990.07	247.52	3.58	0:14:10	1,145.67	286.42	3.06	0:21:10	425.09	425.09	2.46	0:28:10	402.23	402.23	2.61
0:00:15	1,629.91	203.74	5.15	0:07:15	967.63	241.91	4.27	0:14:15	1,389.36	347.34	3.05	0:21:15	437.05	437.05	2.40	0:28:15	465.15	465.15	2.25
0:00:20	1,733.09	216.64	4.77	0:07:20	986.29	246.57	4.29	0:14:20	1,305.90	326.47	3.21	0:21:20	377.91	377.91	2.77	0:28:20	391.33	391.33	2.68
0:00:25	1,790.13	198.90	4.85	0:07:25	1,443.05	360.76	2.89	0:14:25	1,539.10	384.77	2.72	0:21:25	404.75	404.75	2.59	0:28:25	383.36	383.36	2.73
0:00:30	1,879.05	187.90	5.41	0:07:30	1,512.05	302.41	2.91	0:14:30	1,396.07	349.02	2.99	0:21:30	425.93	425.93	2.46	0:28:30	433.27	433.27	2.42
0:00:35	2,348.39	195.70	4.93	0:07:35	1,794.95	299.16	3.05	0:14:35	1,403.62	350.91	2.99	0:21:35	373.29	373.29	2.80	0:28:35	402.65	402.65	2.60
0:00:40	2,612.21	200.94	5.12	0:07:40	1,760.56	293.43	3.57	0:14:40	1,284.72	321.18	3.26	0:21:40	383.57	383.57	2.73	0:28:40	412.72	412.72	2.54
0:00:45	2,704.49	208.04	5.02	0:07:45	1,879.68	268.53	3.46	0:14:45	1,434.66	358.67	2.92	0:21:45	424.04	424.04	2.47	0:28:45	383.36	383.36	2.73
0:00:50	2,753.35	196.67	5.31	0:07:50	2,363.49	337.64	3.10	0:14:50	1,401.95	350.49	2.99	0:21:50	408.94	408.94	2.56	0:28:50	386.71	386.71	2.71
0:00:55	2,801.80	186.79	5.33	0:07:55	2,194.04	274.26	3.42	0:14:55	1,528.19	382.05	2.74	0:21:55	528.69	264.35	2.60	0:28:55	442.71	442.71	2.36
0:01:00	3,174.25	198.39	5.23	0:08:00	2,408.79	301.10	3.46	0:15:00	1,615.23	403.81	2.59	0:22:00	808.45	404.23	2.57	0:29:00	411.88	411.88	2.54
0:01:05	3,379.56	211.22	4.90	0:08:05	2,336.86	292.11	3.60	0:15:05	1,628.02	407.00	2.57	0:22:05	806.15	403.07	2.60	0:29:05	371.20	371.20	2.82
0:01:10	3,342.86	175.94	5.30	0:08:10	2,942.93	294.29	3.37	0:15:10	1,872.55	374.51	2.73	0:22:10	818.31	409.15	2.56	0:29:10	342.46	342.46	3.06
0:01:15	3,479.38	173.97	5.89	0:08:15	2,811.23	281.12	3.72	0:15:15	1,948.67	389.73	2.69	0:22:15	851.86	425.93	2.46	0:29:15	461.79	461.79	2.27
0:01:20	3,668.76	183.44	5.66	0:08:20	2,943.98	294.40	3.55	0:15:20	1,926.44	385.29	2.72	0:22:20	763.99	382.00	2.74	0:29:20	382.73	382.73	2.74
0:01:25	3,541.88	177.09	5.96	0:08:25	2,989.49	298.95	3.50	0:15:25	1,831.65	366.33	2.86	0:22:25	728.55	364.28	2.87	0:29:25	398.25	398.25	2.63
0:01:30	3,553.20	177.66	5.89	0:08:30	2,854.22	285.42	3.68	0:15:30	1,826.20	365.24	2.86	0:22:30	761.90	380.95	2.75	0:29:30	398.25	398.25	2.63
0:01:35	3,641.70	182.09	5.77	0:08:35	2,790.47	279.05	3.75	0:15:35	1,751.54	350.31	2.99	0:22:35	765.88	382.94	2.73	0:29:35	372.45	372.45	2.81
0:01:40	3,593.89	179.69	5.83	0:08:40	2,825.49	282.55	3.71	0:15:40	2,025.64	405.13	2.58	0:22:40	848.51	424.25	2.47	0:29:40	399.93	399.93	2.62
0:01:45	3,653.24	182.66	5.74	0:08:45	3,426.54	342.65	3.04	0:15:45	1,862.06	372.41	2.81	0:22:45	744.28	372.14	2.81	0:29:45	362.60	362.60	2.89
0:01:50	3,640.45	182.02	5.73	0:08:50	3,086.17	308.62	3.42	0:15:50	1,951.61	390.32	2.68	0:22:50	801.32	400.66	2.61	0:29:50	415.66	415.66	2.52
0:01:55	3,599.34	179.97	5.85	0:08:55	3,365.30	336.53	3.09	0:15:55	1,892.68	378.54	2.71	0:22:55	758.54	379.27	2.76	0:29:55	437.68	437.68	2.39
0:02:00	3,631.22	181.56	5.77	0:09:00	2,642.41	264.24	3.99	0:16:00	1,606.00	321.20	3.33	0:23:00	866.54	433.27	2.42	0:30:00	375.81	375.81	2.79
0:02:05	3,581.94	179.10	5.83	0:09:05	2,933.92	293.39	3.56	0:16:05	2,088.97	417.79	2.51	0:23:05	821.87	410.94	2.55	0:30:05	429.29	429.29	2.44
0:02:10	3,571.87	178.59	5.88	0:09:10	3,007.11	300.71	3.50	0:16:10	1,955.38	391.08	2.68	0:23:10	822.71	411.36	2.54	0:30:10	378.33	378.33	2.77
0:02:15	3,531.39	176.57	5.95	0:09:15	2,927.00	292.70	3.58	0:16:15	2,058.77	411.75	2.54	0:23:15	885.00	442.50	2.37	0:30:15	408.11	408.11	2.56
0:02:20	3,646.11	182.31	5.74	0:09:20	3,017.59	301.76	3.47	0:16:20	1,930.85	386.17	2.71	0:23:20	860.04	430.02	2.43	0:30:20	372.87	372.87	2.81
0:02:25	3,676.52	183.83	5.70	0:09:25	2,926.16	292.62	3.57	0:16:25	1,999.01	399.80	2.62	0:23:25	738.20	369.10	2.84	0:30:25	421.11	421.11	2.49
0:02:30	3,499.94	175.00	5.97	0:09:30	3,279.11	327.91	3.20	0:16:30	1,827.04	365.41	2.86	0:23:30	795.45	397.72	2.63	0:30:30	434.11	434.11	2.41
0:02:35	3,589.28	179.46	5.85	0:09:35	3,089.31	308.93	3.39	0:16:35	1,772.93	354.59	2.95	0:23:35	839.07	419.54	2.50	0:30:35	436.63	436.63	2.40
0:02:40	3,612.13	180.61	5.80	0:09:40	2,987.60	298.76	3.51	0:16:40	1,941.96	388.39	2.69	0:23:40	792.30	396.15	2.64	0:30:40	356.94	356.94	2.93
0:02:45	3,661.63	183.08	5.70	0:09:45	2,898.05	289.81	3.60	0:16:45	1,950.77	390.15	2.68	0:23:45	821.45	410.73	2.55	0:30:45	337.22	337.22	3.10
0:02:50	3,691.20	184.56	5.68	0:09:50	3,244.29	324.43	3.23	0:16:50	1,972.16	394.43	2.65	0:23:50	729.18	364.59	2.87	0:30:50	404.12	404.12	2.59
0:02:55	3,548.80	177.44	5.91	0:09:55	3,052.61	305.26	3.39	0:16:55	2,055.42	411.08	2.54	0:23:55	797.55	398.77	2.62	0:30:55	387.76	387.76	2.69

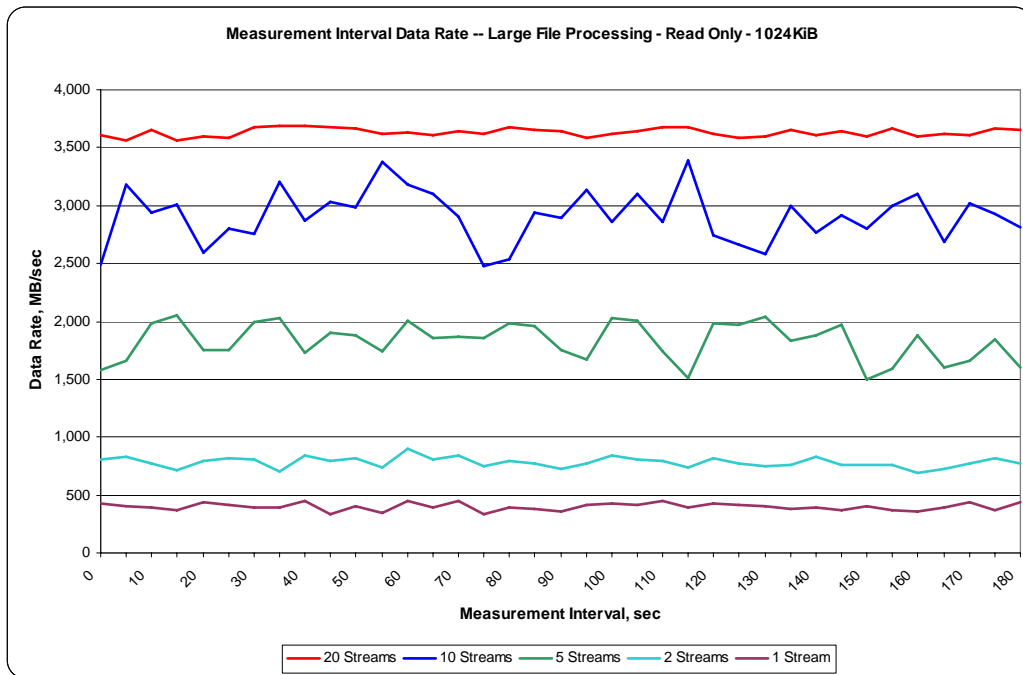
**SPC-2 “Large File Processing/READ ONLY/1024 KiB Transfer Size” Test Run Data
 Measurement Interval, Run-Out, and Ramp-Down Periods**

TR21				TR22				TR23				TR24				TR25			
Test Run Sequence Time	20 Streams			Test Run Sequence Time	10 Streams			Test Run Sequence Time	5 Streams			Test Run Sequence Time	2 Streams			Test Run Sequence Time	1 Stream		
	Data Rate, MB/sec	Data Rate / Stream, MB/sec	Response Time, ms		Data Rate, MB/sec	Data Rate / Stream, MB/sec	Response Time, ms		Data Rate, MB/sec	Data Rate / Stream, MB/sec	Response Time, ms		Data Rate, MB/sec	Data Rate / Stream, MB/sec	Response Time, ms		Data Rate, MB/sec	Data Rate / Stream, MB/sec	Response Time, ms
0:03:00	3,603.12	180.16	5.83	0:10:00	2,490.37	249.04	4.26	0:17:00	1,574.75	314.95	3.34	0:24:00	803.84	401.92	2.61	0:31:00	425.93	425.93	2.46
0:03:05	3,558.66	177.93	5.89	0:10:05	3,180.75	318.08	3.30	0:17:05	1,657.59	331.52	3.14	0:24:05	824.60	412.30	2.54	0:31:05	408.53	408.53	2.56
0:03:10	3,658.69	182.93	5.70	0:10:10	2,940.21	294.02	3.56	0:17:10	1,982.86	396.57	2.65	0:24:10	774.06	387.03	2.70	0:31:10	389.02	389.02	2.69
0:03:15	3,560.13	178.01	5.91	0:10:15	3,013.61	301.36	3.47	0:17:15	2,056.26	411.25	2.55	0:24:15	711.14	355.57	2.94	0:31:15	370.57	370.57	2.83
0:03:20	3,595.78	179.79	5.84	0:10:20	2,593.34	259.33	4.04	0:17:20	1,755.32	351.06	2.98	0:24:20	793.35	396.68	2.64	0:31:20	435.16	435.16	2.40
0:03:25	3,589.90	179.50	5.84	0:10:25	2,796.55	279.66	3.74	0:17:25	1,757.41	351.48	2.98	0:24:25	813.69	406.85	2.57	0:31:25	415.24	415.24	2.52
0:03:30	3,671.69	183.58	5.70	0:10:30	2,750.21	275.02	3.81	0:17:30	1,996.49	399.30	2.62	0:24:30	807.19	403.60	2.59	0:31:30	386.92	386.92	2.71
0:03:35	3,690.78	184.54	5.67	0:10:35	3,203.61	320.36	3.26	0:17:35	2,029.83	405.97	2.58	0:24:35	698.35	349.18	3.00	0:31:35	391.33	391.33	2.68
0:03:40	3,685.53	184.28	5.69	0:10:40	2,867.86	286.79	3.66	0:17:40	1,733.93	346.79	3.02	0:24:40	845.78	422.89	2.47	0:31:40	445.44	445.44	2.35
0:03:45	3,682.18	184.11	5.70	0:10:45	3,028.92	302.89	3.46	0:17:45	1,905.89	381.18	2.75	0:24:45	799.85	399.93	2.62	0:31:45	335.96	335.96	3.12
0:03:50	3,661.42	183.07	5.72	0:10:50	2,988.02	298.80	3.50	0:17:50	1,874.02	374.80	2.78	0:24:50	821.87	410.94	2.55	0:31:50	403.91	403.91	2.59
0:03:55	3,616.96	180.85	5.80	0:10:55	3,382.29	338.23	3.10	0:17:55	1,736.65	347.33	3.03	0:24:55	742.60	371.30	2.82	0:31:55	343.51	343.51	3.05
0:04:00	3,635.41	181.77	5.77	0:11:00	3,180.96	318.10	3.29	0:18:00	2,003.20	400.64	2.61	0:25:00	900.31	450.15	2.32	0:32:00	450.47	450.47	2.32
0:04:05	3,607.52	180.38	5.80	0:11:05	3,095.61	309.56	3.37	0:18:05	1,858.71	371.74	2.82	0:25:05	809.92	404.96	2.58	0:32:05	396.99	396.99	2.64
0:04:10	3,641.91	182.10	5.75	0:11:10	2,899.94	289.99	3.62	0:18:10	1,867.30	373.46	2.80	0:25:10	845.99	423.00	2.48	0:32:10	448.16	448.16	2.34
0:04:15	3,614.44	180.72	5.79	0:11:15	2,481.98	248.20	4.22	0:18:15	1,855.35	371.07	2.82	0:25:15	752.04	376.02	2.78	0:32:15	330.72	330.72	3.17
0:04:20	3,679.03	183.95	5.70	0:11:20	2,536.51	253.65	4.14	0:18:20	1,978.45	395.69	2.65	0:25:20	797.13	398.56	2.63	0:32:20	389.86	389.86	2.68
0:04:25	3,657.01	182.85	5.72	0:11:25	2,943.35	294.34	3.56	0:18:25	1,964.40	392.88	2.66	0:25:25	774.06	387.03	2.70	0:32:25	383.57	383.57	2.73
0:04:30	3,646.11	182.31	5.75	0:11:30	2,893.02	289.30	3.62	0:18:30	1,757.62	351.52	2.91	0:25:30	731.49	365.74	2.86	0:32:30	358.40	358.40	2.92
0:04:35	3,582.98	179.15	5.86	0:11:35	3,138.39	313.84	3.33	0:18:35	1,674.79	334.96	3.20	0:25:35	768.82	384.41	2.72	0:32:35	415.66	415.66	2.52
0:04:40	3,617.17	180.86	5.79	0:11:40	2,857.58	285.76	3.66	0:18:40	2,032.35	406.47	2.58	0:25:40	836.55	418.28	2.50	0:32:40	431.17	431.17	2.43
0:04:45	3,637.72	181.89	5.77	0:11:45	3,105.04	310.50	3.38	0:18:45	2,010.75	402.15	2.60	0:25:45	809.50	404.75	2.59	0:32:45	419.43	419.43	2.50
0:04:50	3,679.03	183.95	5.70	0:11:50	2,863.03	286.30	3.64	0:18:50	1,742.10	348.42	3.00	0:25:50	796.71	398.35	2.63	0:32:50	450.05	450.05	2.33
0:04:55	3,672.11	183.61	5.69	0:11:55	3,387.11	338.71	3.11	0:18:55	1,508.27	301.65	3.48	0:25:55	740.50	370.25	2.83	0:32:55	397.20	397.20	2.63
0:05:00	3,615.91	180.80	5.80	0:12:00	2,739.51	273.95	3.82	0:19:00	1,982.02	396.40	2.64	0:26:00	822.92	411.46	2.54	0:33:00	430.76	430.76	2.43
0:05:05	3,588.65	179.43	5.84	0:12:05	2,662.96	266.30	3.92	0:19:05	1,968.39	393.68	2.64	0:26:05	767.35	383.67	2.73	0:33:05	416.49	416.49	2.51
0:05:10	3,594.31	179.72	5.80	0:12:10	2,578.24	257.82	4.06	0:19:10	2,040.74	408.15	2.59	0:26:10	746.17	373.08	2.81	0:33:10	399.09	399.09	2.62
0:05:15	3,655.97	182.80	5.76	0:12:15	2,995.15	299.52	3.49	0:19:15	1,830.81	366.16	2.86	0:26:15	760.01	380.00	2.75	0:33:15	382.52	382.52	2.74
0:05:20	3,612.55	180.63	5.79	0:12:20	2,772.02	277.20	3.80	0:19:20	1,884.50	376.90	2.78	0:26:20	827.75	413.87	2.53	0:33:20	393.01	393.01	2.66
0:05:25	3,638.77	181.94	5.75	0:12:25	2,918.82	291.88	3.57	0:19:25	1,971.95	394.39	2.65	0:26:25	762.73	381.37	2.74	0:33:25	366.58	366.58	2.86
0:05:30	3,596.20	179.81	5.84	0:12:30	2,798.86	279.89	3.76	0:19:30	1,495.48	299.10	3.47	0:26:30	756.65	378.33	2.77	0:33:30	403.07	403.07	2.60
0:05:35	3,663.51	183.18	5.71	0:12:35	2,991.59	299.16	3.50	0:19:35	1,590.48	318.10	3.32	0:26:35	758.75	379.37	2.76	0:33:35	366.37	366.37	2.86
0:05:40	3,596.62	179.83	5.85	0:12:40	3,101.06	310.11	3.38	0:19:40	1,876.74	375.35	2.79	0:26:40	697.09	348.55	3.00	0:33:40	355.68	355.68	2.94
0:05:45	3,621.99	181.10	5.79	0:12:45	2,684.56	268.46	3.91	0:19:45	1,606.21	321.24	3.26	0:26:45	729.60	364.80	2.87	0:33:45	386.92	386.92	2.71
0:05:50	3,607.31	180.37	5.80	0:12:50	3,019.69	301.97	3.47	0:19:50	1,658.22	331.64	3.15	0:26:50	769.03	384.51	2.72	0:33:50	437.47	437.47	2.39
0:05:55	3,662.47	183.12	5.71	0:12:55	2,927.41	292.74	3.52	0:19:55	1,849.69	369.94	2.82	0:26:55	820.20	410.10	2.54	0:33:55	366.79	366.79	2.85
0:06:00	3,654.29	182.71	5.74	0:13:00	2,809.14	280.91	3.79	0:20:00	1,606.00	321.20	3.20	0:27:00	771.75	385.88	2.72	0:34:00	442.71	442.71	2.37
0:06:05	3,649.25	182.46	5.74	0:13:05	2,809.76	280.98	3.73	0:20:05	1,883.66	376.73	2.84	0:27:05	819.36	409.68	2.56	0:34:05	426.14	426.14	2.46
0:06:10	3,664.56	183.23	5.72	0:13:10	3,369.49	336.95	3.09	0:20:10	1,828.93	365.79	2.86	0:27:10	782.24	391.12	2.68	0:34:10	432.01	432.01	2.42
0:06:15	3,622.83	181.14	5.79	0:13:15	2,885.89	288.59	3.65	0:20:15	1,654.44	330.89	3.16	0:27:15	858.99	429.50	2.44	0:34:15	391.33	391.33	2.67
0:06:20	3,707.35	185.37	5.64	0:13:20	3,031.01	303.10	3.45	0:20:20	1,947.42	389.48	2.69	0:27:20	771.54	385.77	2.71	0:34:20	447.32	447.32	2.34
0:06:25	3,648.42	182.42	5.74	0:13:25	3,399.48	339.95	3.09	0:20:25	1,810.05	362.01	2.89	0:27:25	753.30	376.65	2.78	0:34:25	370.99	370.99	2.82
0:06:30	3,608.15	180.41	5.79	0:13:30	3,207.38	320.74	3.26	0:20:30	1,590.27	318.05	3.29	0:27:30	774.27	387.13	2.70	0:34:30	356.94	356.94	2.93
0:06:35	3,632.69	181.63	5.79	0:13:35	3,092.46	309.25	3.39	0:20:35	2,034.66	406.93	2.57	0:27:35	765.88	382.94	2.73	0:34:35	431.17	431.17	2.43
0:06:40	3,671.48	183.57	5.68	0:13:40	3,107.77	310.78	3.36	0:20:40	1,871.08	374.22	2.79	0:27:40	731.28	365.64	2.85	0:34:40	381.89	381.89	2.73
0:06:45	15.73	0.00	15.04	0:13:45	12.58	0.00	4.35	0:20:45	7.76	0.00	2.67	0:27:45	3.36	0.00	2.55	0:34:45	1.05	0.00	4.25
0:06:50	0.00	0.00	0.00	0:13:50	0.00	0.00	0.00	0:20:50	0.00	0.00	0.00	0:27:50	0.00	0.00	0.00	0:34:50	0.00	0.00	0.00
0:06:55	0.00	0.00	0.00	0:13:55	0.00	0.00	0.00	0:20:55	0.00	0.00	0.00	0:27:55	0.00	0.00	0.00	0:34:55	0.00	0.00	0.00

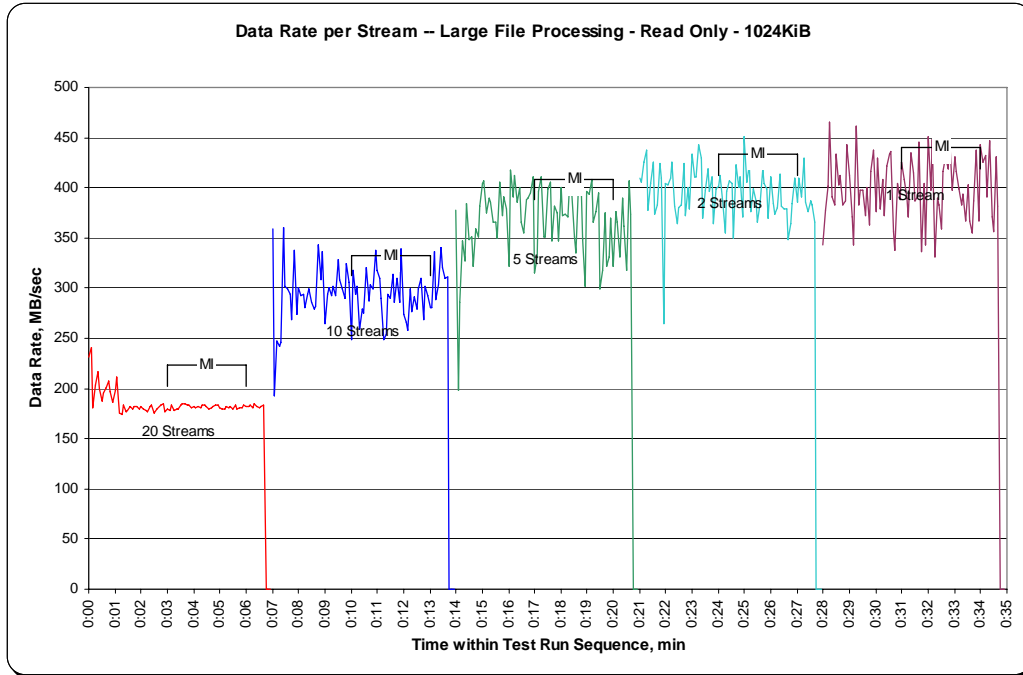
SPC-2 “Large File Processing/READ ONLY/1024 KiB Transfer Size” Average Data Rate Graph – Complete Test Run



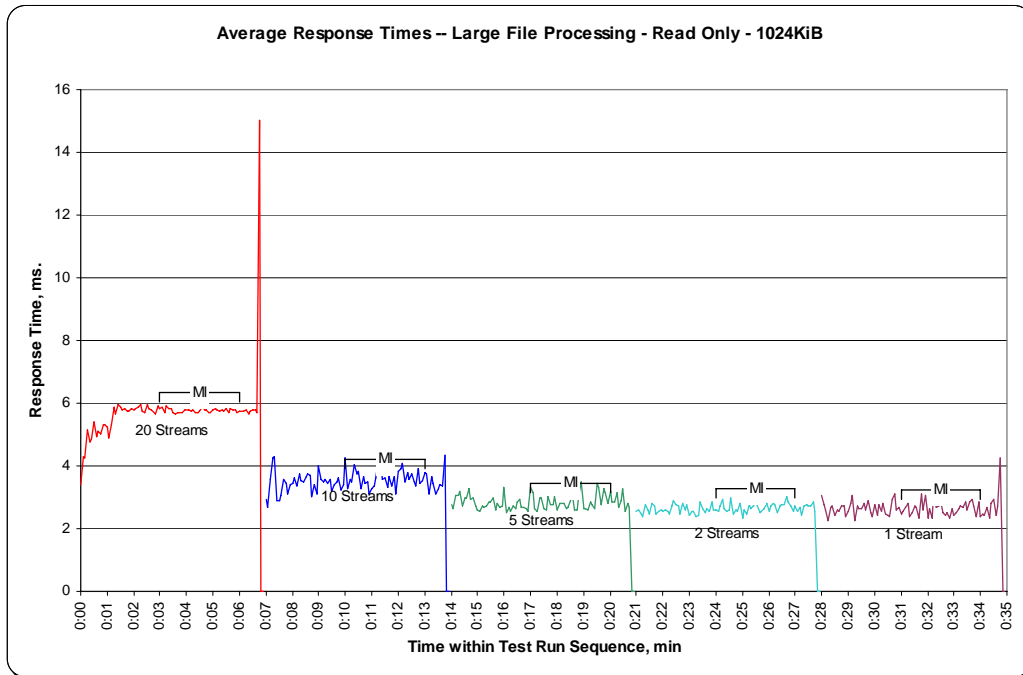
SPC-2 “Large File Processing/READ ONLY/1024 KiB Transfer Size” Average Data Rate Graph – Measurement Interval (MI) Only



SPC-2 “Large File Processing/READ ONLY/1024 KiB Transfer Size” Average Data Rate per Stream Graph



SPC-2 “Large File Processing/READ ONLY/1024 KiB Transfer Size” Average Response Time Graph



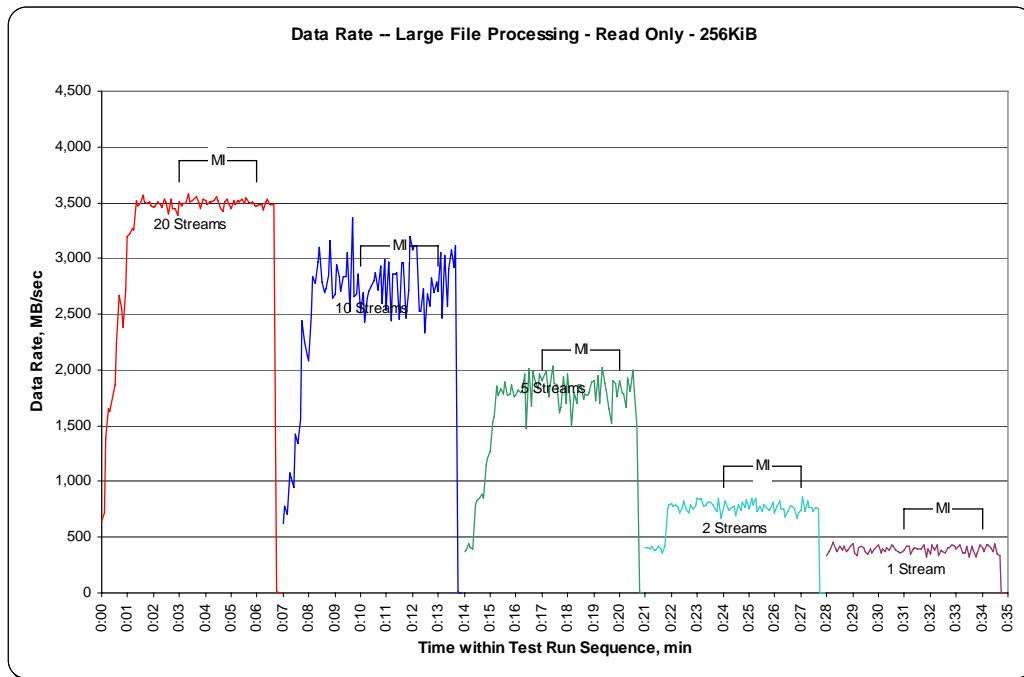
SPC-2 “Large File Processing/READ ONLY/256 KiB Transfer Size” Test Run Data – Ramp-Up Period

TR26				TR27				TR28				TR29				TR30			
Test Run Sequence	Data Rate, MB/sec	Data Rate / Stream, MB/sec	Response Time, ms	Test Run Sequence	Data Rate, MB/sec	Data Rate / Stream, MB/sec	Response Time, ms	Test Run Sequence	Data Rate, MB/sec	Data Rate / Stream, MB/sec	Response Time, ms	Test Run Sequence	Data Rate, MB/sec	Data Rate / Stream, MB/sec	Response Time, ms	Test Run Sequence	Data Rate, MB/sec	Data Rate / Stream, MB/sec	Response Time, ms
0:00:00	648.18	216.06	0.91	0:07:00	619.24	309.62	0.68	0:14:00	372.03	372.03	0.70	0:21:00	402.50	402.50	0.65	0:28:00	338.32	338.32	0.77
0:00:05	722.94	240.98	1.08	0:07:05	781.87	390.94	0.67	0:14:05	383.41	383.41	0.68	0:21:05	403.23	403.23	0.65	0:28:05	374.03	374.03	0.70
0:00:10	1,387.48	173.43	1.10	0:07:10	706.48	235.49	0.91	0:14:10	441.29	441.29	0.59	0:21:10	397.67	397.67	0.66	0:28:10	389.44	389.44	0.67
0:00:15	1,654.44	206.81	1.27	0:07:15	1,073.11	357.70	0.73	0:14:15	410.15	410.15	0.64	0:21:15	420.53	420.53	0.62	0:28:15	453.19	453.19	0.57
0:00:20	1,624.87	203.11	1.28	0:07:20	1,025.04	341.68	0.75	0:14:20	398.93	398.93	0.65	0:21:20	380.90	380.90	0.68	0:28:20	394.68	394.68	0.66
0:00:25	1,746.98	194.11	1.22	0:07:25	947.13	236.78	0.98	0:14:25	794.93	397.46	0.63	0:21:25	386.77	386.77	0.67	0:28:25	368.05	368.05	0.71
0:00:30	1,872.49	187.25	1.37	0:07:30	1,424.18	284.84	0.83	0:14:30	821.30	410.65	0.63	0:21:30	417.91	417.91	0.62	0:28:30	422.16	422.16	0.62
0:00:35	2,238.19	186.52	1.28	0:07:35	1,345.17	224.19	0.97	0:14:35	849.50	283.17	0.73	0:21:35	392.01	392.01	0.66	0:28:35	385.25	385.25	0.68
0:00:40	2,669.31	205.33	1.26	0:07:40	1,555.72	259.29	1.01	0:14:40	879.70	293.23	0.89	0:21:40	353.68	353.68	0.74	0:28:40	416.13	416.13	0.63
0:00:45	2,554.59	196.51	1.33	0:07:45	2,442.24	348.89	0.71	0:14:45	851.86	283.95	0.92	0:21:45	419.59	419.59	0.62	0:28:45	375.76	375.76	0.69
0:00:50	2,385.41	170.39	1.52	0:07:50	2,253.08	321.87	0.80	0:14:50	1,147.98	382.66	0.68	0:21:50	757.65	378.82	0.64	0:28:50	379.69	379.69	0.69
0:00:55	2,721.74	181.45	1.36	0:07:55	2,135.48	266.93	0.87	0:14:55	1,208.59	402.86	0.65	0:21:55	785.70	392.85	0.66	0:28:55	414.92	414.92	0.63
0:01:00	3,193.39	199.59	1.29	0:08:00	2,086.72	260.84	1.00	0:15:00	1,268.46	317.12	0.68	0:22:00	804.36	402.18	0.65	0:29:00	442.34	442.34	0.59
0:01:05	3,217.14	201.07	1.30	0:08:05	2,494.30	277.14	0.94	0:15:05	1,528.93	382.23	0.68	0:22:05	773.90	386.95	0.67	0:29:05	360.97	360.97	0.72
0:01:10	3,265.06	171.85	1.34	0:08:10	2,833.46	314.83	0.83	0:15:10	1,581.20	395.30	0.66	0:22:10	789.05	394.53	0.66	0:29:10	333.24	333.24	0.78
0:01:15	3,258.03	162.90	1.57	0:08:15	2,776.31	277.63	0.89	0:15:15	1,856.14	371.23	0.67	0:22:15	760.95	380.48	0.68	0:29:15	411.83	411.83	0.63
0:01:20	3,514.35	175.72	1.48	0:08:20	2,969.10	296.91	0.88	0:15:20	1,770.15	354.03	0.74	0:22:20	717.23	358.61	0.73	0:29:20	418.64	418.64	0.62
0:01:25	3,476.19	173.81	1.50	0:08:25	3,095.40	309.54	0.84	0:15:25	1,832.02	366.40	0.71	0:22:25	770.70	385.35	0.68	0:29:25	401.29	401.29	0.65
0:01:30	3,491.55	174.58	1.50	0:08:30	2,789.53	278.95	0.94	0:15:30	1,782.37	356.47	0.73	0:22:30	825.91	412.96	0.63	0:29:30	372.09	372.09	0.70
0:01:35	3,566.84	178.34	1.46	0:08:35	2,698.62	269.86	0.97	0:15:35	1,893.57	378.71	0.69	0:22:35	744.91	372.45	0.70	0:29:35	352.22	352.22	0.74
0:01:40	3,508.01	175.40	1.49	0:08:40	2,728.34	272.83	0.95	0:15:40	1,766.06	353.21	0.74	0:22:40	717.59	358.80	0.73	0:29:40	392.27	392.27	0.66
0:01:45	3,489.71	174.49	1.49	0:08:45	2,851.03	285.10	0.92	0:15:45	1,788.35	357.67	0.73	0:22:45	792.46	396.23	0.66	0:29:45	363.02	363.02	0.72
0:01:50	3,501.77	175.09	1.49	0:08:50	3,157.79	315.78	0.82	0:15:50	1,868.67	373.73	0.70	0:22:50	756.70	378.35	0.69	0:29:50	391.91	391.91	0.66
0:01:55	3,465.07	173.25	1.51	0:08:55	2,645.92	264.59	0.98	0:15:55	1,753.59	350.72	0.74	0:22:55	772.85	386.43	0.67	0:29:55	412.09	412.09	0.63
0:02:00	3,461.24	173.06	1.51	0:09:00	2,674.92	267.49	0.98	0:16:00	1,772.51	354.50	0.74	0:23:00	847.41	423.70	0.61	0:30:00	429.18	429.18	0.61
0:02:05	3,471.73	173.59	1.51	0:09:05	2,943.82	294.38	0.89	0:16:05	1,820.64	364.13	0.72	0:23:05	841.32	420.66	0.62	0:30:05	359.08	359.08	0.73
0:02:10	3,503.08	175.15	1.49	0:09:10	2,831.57	283.16	0.92	0:16:10	1,796.05	359.21	0.73	0:23:10	851.71	425.85	0.61	0:30:10	391.49	391.49	0.67
0:02:15	3,485.62	174.28	1.50	0:09:15	2,703.86	270.39	0.97	0:16:15	1,809.58	361.92	0.72	0:23:15	774.27	387.13	0.67	0:30:15	375.65	375.65	0.69
0:02:20	3,463.66	173.18	1.51	0:09:20	2,830.68	283.07	0.92	0:16:20	1,968.39	393.68	0.66	0:23:20	783.97	391.98	0.66	0:30:20	406.80	406.80	0.64
0:02:25	3,529.45	176.47	1.48	0:09:25	2,841.59	284.16	0.92	0:16:25	1,475.82	295.16	0.88	0:23:25	812.59	406.30	0.64	0:30:25	380.53	380.53	0.68
0:02:30	3,505.86	175.29	1.49	0:09:30	3,055.66	305.57	0.85	0:16:30	2,011.64	402.33	0.65	0:23:30	810.08	405.04	0.64	0:30:30	430.34	430.34	0.61
0:02:35	3,398.28	169.91	1.53	0:09:35	2,526.65	252.66	1.04	0:16:35	1,677.77	335.55	0.78	0:23:35	787.69	393.85	0.66	0:30:35	423.10	423.10	0.62
0:02:40	3,530.19	176.51	1.48	0:09:40	3,360.42	336.04	0.78	0:16:40	1,986.74	397.35	0.66	0:23:40	770.18	385.09	0.68	0:30:40	384.67	384.67	0.68
0:02:45	3,442.06	172.10	1.51	0:09:45	2,655.83	265.58	0.98	0:16:45	1,895.41	379.08	0.69	0:23:45	725.14	362.57	0.72	0:30:45	369.05	369.05	0.71
0:02:50	3,448.98	172.45	1.52	0:09:50	2,683.99	268.40	0.97	0:16:50	1,833.75	366.75	0.71	0:23:50	854.64	427.32	0.61	0:30:50	364.17	364.17	0.72
0:02:55	3,389.57	169.48	1.53	0:09:55	2,865.39	286.54	0.91	0:16:55	1,961.15	392.23	0.66	0:23:55	665.53	332.77	0.78	0:30:55	368.89	368.89	0.70

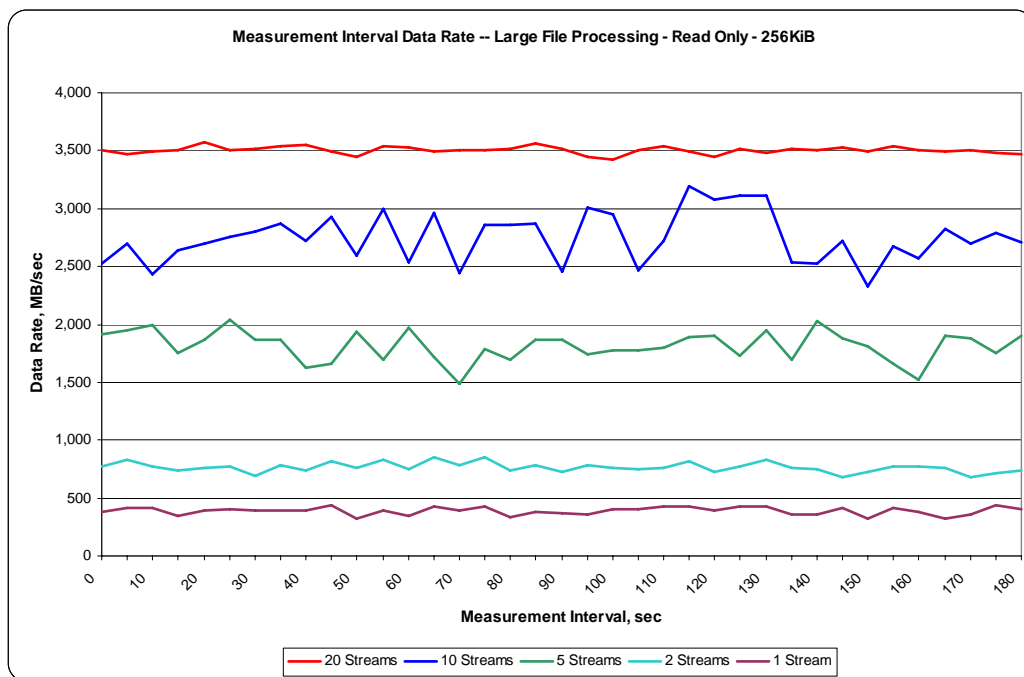
**SPC-2 “Large File Processing/READ ONLY/256 KiB Transfer Size” Test Run Data
 Measurement Interval, Run-Out, and Ramp-Down Periods**

TR26				TR27				TR28				TR29				TR30			
Test Run Sequence Time	20 Streams		Response Time, ms	Test Run Sequence Time	10 Streams		Response Time, ms	Test Run Sequence Time	5 Streams		Response Time, ms	Test Run Sequence Time	2 Streams		Response Time, ms	Test Run Sequence Time	1 Stream		
	Data Rate, MB/sec	Data Rate / Stream, MB/sec			Data Rate, MB/sec	Data Rate / Stream, MB/sec			Data Rate, MB/sec	Data Rate / Stream, MB/sec			Data Rate, MB/sec	Data Rate / Stream, MB/sec			Data Rate, MB/sec	Data Rate / Stream, MB/sec	Data Rate, MB/sec
0:03:00	3,503.55	175.18	1.50	0:10:00	2,527.64	252.76	1.03	0:17:00	1,907.94	381.59	0.68	0:24:00	771.70	385.85	0.68	0:31:00	381.16	381.16	0.69
0:03:05	3,474.61	173.73	1.50	0:10:05	2,698.30	269.83	0.97	0:17:05	1,943.06	388.61	0.67	0:24:05	828.38	414.19	0.63	0:31:05	416.02	416.02	0.63
0:03:10	3,493.65	174.68	1.49	0:10:10	2,427.66	242.77	1.08	0:17:10	1,988.68	397.74	0.65	0:24:10	766.67	383.33	0.68	0:31:10	413.14	413.14	0.63
0:03:15	3,499.67	174.98	1.49	0:10:15	2,642.20	264.22	0.99	0:17:15	1,756.47	351.29	0.74	0:24:15	740.40	370.20	0.70	0:31:15	350.64	350.64	0.74
0:03:20	3,576.22	178.81	1.47	0:10:20	2,699.24	269.92	0.96	0:17:20	1,867.46	373.49	0.70	0:24:20	762.42	381.21	0.68	0:31:20	394.89	394.89	0.66
0:03:25	3,504.08	175.20	1.49	0:10:25	2,755.66	275.57	0.94	0:17:25	2,034.87	406.97	0.64	0:24:25	775.26	387.63	0.67	0:31:25	407.00	407.00	0.64
0:03:30	3,516.14	175.81	1.48	0:10:30	2,799.59	279.96	0.93	0:17:30	1,873.18	374.64	0.70	0:24:30	692.17	346.08	0.75	0:31:30	394.53	394.53	0.66
0:03:35	3,537.69	176.88	1.48	0:10:35	2,869.32	286.93	0.91	0:17:35	1,870.87	374.17	0.70	0:24:35	785.80	392.90	0.66	0:31:35	392.22	392.22	0.66
0:03:40	3,550.43	177.52	1.47	0:10:40	2,715.50	271.55	0.96	0:17:40	1,619.79	323.96	0.81	0:24:40	739.25	369.62	0.70	0:31:40	394.68	394.68	0.66
0:03:45	3,494.54	174.73	1.49	0:10:45	2,926.58	292.66	0.89	0:17:45	1,661.57	332.31	0.78	0:24:45	819.78	409.89	0.64	0:31:45	434.63	434.63	0.60
0:03:50	3,445.94	172.30	1.52	0:10:50	2,594.75	259.48	1.01	0:17:50	1,936.25	387.25	0.67	0:24:50	763.57	381.79	0.68	0:31:50	324.95	324.95	0.80
0:03:55	3,533.91	176.70	1.48	0:10:55	2,995.26	299.53	0.87	0:17:55	1,693.76	338.75	0.77	0:24:55	833.93	416.97	0.62	0:31:55	392.38	392.38	0.66
0:04:00	3,521.90	176.10	1.48	0:11:00	2,538.71	253.87	1.03	0:18:00	1,968.23	393.65	0.66	0:25:00	751.57	375.78	0.69	0:32:00	345.30	345.30	0.76
0:04:05	3,487.77	174.39	1.50	0:11:05	2,966.58	296.66	0.88	0:18:05	1,718.88	343.78	0.76	0:25:05	849.77	424.88	0.61	0:32:05	430.96	430.96	0.60
0:04:10	3,505.81	175.29	1.49	0:11:10	2,438.41	243.84	1.07	0:18:10	1,491.34	298.27	0.87	0:25:10	788.95	394.47	0.66	0:32:10	386.61	386.61	0.67
0:04:15	3,500.72	175.04	1.49	0:11:15	2,857.63	285.76	0.91	0:18:15	1,791.23	358.25	0.73	0:25:15	852.39	426.19	0.61	0:32:15	430.07	430.07	0.61
0:04:20	3,520.28	176.01	1.48	0:11:20	2,860.62	286.06	0.91	0:18:20	1,699.69	339.94	0.77	0:25:20	732.43	366.22	0.71	0:32:20	333.97	333.97	0.78
0:04:25	3,559.02	177.95	1.47	0:11:25	2,868.54	286.85	0.91	0:18:25	1,867.57	373.51	0.70	0:25:25	782.87	391.43	0.67	0:32:25	380.27	380.27	0.69
0:04:30	3,515.30	175.76	1.49	0:11:30	2,451.41	245.14	1.06	0:18:30	1,863.90	372.78	0.70	0:25:30	731.96	365.98	0.71	0:32:30	372.35	372.35	0.70
0:04:35	3,446.51	172.33	1.52	0:11:35	3,011.09	301.11	0.86	0:18:35	1,738.70	347.74	0.75	0:25:35	784.65	392.32	0.66	0:32:35	362.75	362.75	0.72
0:04:40	3,424.02	171.20	1.53	0:11:40	2,951.22	295.12	0.88	0:18:40	1,778.65	355.73	0.72	0:25:40	760.11	380.06	0.69	0:32:40	406.48	406.48	0.64
0:04:45	3,502.93	175.15	1.50	0:11:45	2,470.03	247.00	1.06	0:18:45	1,776.39	355.28	0.74	0:25:45	747.58	373.79	0.70	0:32:45	404.02	404.02	0.64
0:04:50	3,534.28	176.71	1.47	0:11:50	2,716.39	271.64	0.96	0:18:50	1,793.59	358.72	0.73	0:25:50	758.85	379.43	0.69	0:32:50	431.07	431.07	0.60
0:04:55	3,493.75	174.69	1.50	0:11:55	3,198.79	319.88	0.82	0:18:55	1,886.07	377.21	0.69	0:25:55	814.11	407.06	0.64	0:32:55	423.10	423.10	0.62
0:05:00	3,443.10	172.16	1.52	0:12:00	3,073.11	307.31	0.85	0:19:00	1,900.28	380.06	0.69	0:26:00	723.73	361.86	0.72	0:33:00	395.73	395.73	0.66
0:05:05	3,521.28	176.06	1.48	0:12:05	3,117.10	311.71	0.83	0:19:05	1,728.89	345.78	0.75	0:26:05	777.05	388.52	0.67	0:33:05	423.47	423.47	0.61
0:05:10	3,485.99	174.30	1.50	0:12:10	3,106.88	310.69	0.84	0:19:10	1,947.63	389.53	0.67	0:26:10	829.79	414.90	0.63	0:33:10	427.29	427.29	0.61
0:05:15	3,519.34	175.97	1.48	0:12:15	2,531.00	253.10	1.03	0:19:15	1,697.23	339.45	0.77	0:26:15	759.64	379.82	0.69	0:33:15	357.88	357.88	0.73
0:05:20	3,509.69	175.48	1.49	0:12:20	2,521.98	252.20	1.03	0:19:20	2,025.48	405.10	0.65	0:26:20	749.68	374.84	0.70	0:33:20	360.71	360.71	0.72
0:05:25	3,527.67	176.38	1.48	0:12:25	2,725.09	272.51	0.96	0:19:25	1,874.33	374.87	0.70	0:26:25	679.90	339.95	0.77	0:33:25	417.02	417.02	0.62
0:05:30	3,497.79	174.89	1.49	0:12:30	2,334.29	233.43	1.12	0:19:30	1,815.19	363.04	0.72	0:26:30	725.56	362.78	0.72	0:33:30	320.86	320.86	0.81
0:05:35	3,537.69	176.88	1.48	0:12:35	2,677.70	267.77	0.96	0:19:35	1,657.22	331.44	0.77	0:26:35	777.83	388.92	0.67	0:33:35	416.55	416.55	0.63
0:05:40	3,503.61	175.18	1.49	0:12:40	2,574.83	257.48	1.03	0:19:40	1,523.21	304.64	0.87	0:26:40	775.95	387.97	0.67	0:33:40	382.26	382.26	0.68
0:05:45	3,495.43	174.77	1.49	0:12:45	2,824.86	282.49	0.92	0:19:45	1,904.48	380.90	0.68	0:26:45	756.39	378.20	0.69	0:33:45	318.82	318.82	0.82
0:05:50	3,501.14	175.06	1.49	0:12:50	2,691.69	269.17	0.97	0:19:50	1,879.10	375.82	0.69	0:26:50	675.70	337.85	0.77	0:33:50	360.45	360.45	0.72
0:05:55	3,476.13	173.81	1.49	0:12:55	2,785.28	278.53	0.93	0:19:55	1,754.53	350.91	0.74	0:26:55	713.61	356.80	0.73	0:33:55	432.49	432.49	0.60
0:06:00	3,473.04	173.65	1.51	0:13:00	2,705.48	270.55	0.97	0:20:00	1,905.21	381.04	0.69	0:27:00	740.82	370.41	0.71	0:34:00	403.70	403.70	0.65
0:06:05	3,486.20	174.31	1.50	0:13:05	3,053.14	305.31	0.84	0:20:05	1,799.41	359.88	0.72	0:27:05	860.62	430.31	0.60	0:34:05	366.06	366.06	0.71
0:06:10	3,486.20	174.31	1.50	0:13:10	2,461.06	246.11	1.07	0:20:10	1,786.14	357.23	0.73	0:27:10	731.38	365.69	0.71	0:34:10	436.16	436.16	0.60
0:06:15	3,429.21	171.46	1.52	0:13:15	3,025.25	302.52	0.86	0:20:15	1,659.90	331.98	0.78	0:27:15	823.13	411.57	0.63	0:34:15	430.18	430.18	0.61
0:06:20	3,506.86	175.34	1.49	0:13:20	2,575.72	257.57	1.01	0:20:20	1,930.27	386.05	0.68	0:27:20	764.78	382.39	0.68	0:34:20	410.10	410.10	0.64
0:06:25	3,530.35	176.52	1.48	0:13:25	2,910.48	291.05	0.89	0:20:25	1,808.32	361.66	0.72	0:27:25	760.95	380.48	0.68	0:34:25	375.60	375.60	0.69
0:06:30	3,476.87	173.84	1.50	0:13:30	3,075.68	307.57	0.85	0:20:30	1,993.08	398.62	0.65	0:27:30	730.91	365.45	0.71	0:34:30	436.99	436.99	0.60
0:06:35	3,479.86	173.99	1.50	0:13:35	2,916.09	291.61	0.89	0:20:35	1,808.90	361.78	0.70	0:27:35	762.84	381.42	0.68	0:34:35	352.64	352.64	0.74
0:06:40	3,495.74	174.79	1.49	0:13:40	3,107.04	310.70	0.83	0:20:40	1,490.39	298.08	0.89	0:27:40	755.97	377.99	0.69	0:34:40	340.84	340.84	0.76
0:06:45	15.05	0.00	3.40	0:13:45	10.43	0.00	1.58	0:20:45	6.08	0.00	0.76	0:27:45	2.62	0.00	0.68	0:34:45	1.47	0.00	0.62
0:06:50	0.00	0.00	0.00	0:13:50	0.00	0.00	0.00	0:20:50	0.00	0.00	0.00	0:27:50	0.00	0.00	0.00	0:34:50	0.00	0.00	0.00
0:06:55	0.00	0.00	0.00	0:13:55	0.00	0.00	0.00	0:20:55	0.00	0.00	0.00	0:27:55	0.00	0.00	0.00	0:34:55	0.00	0.00	0.00

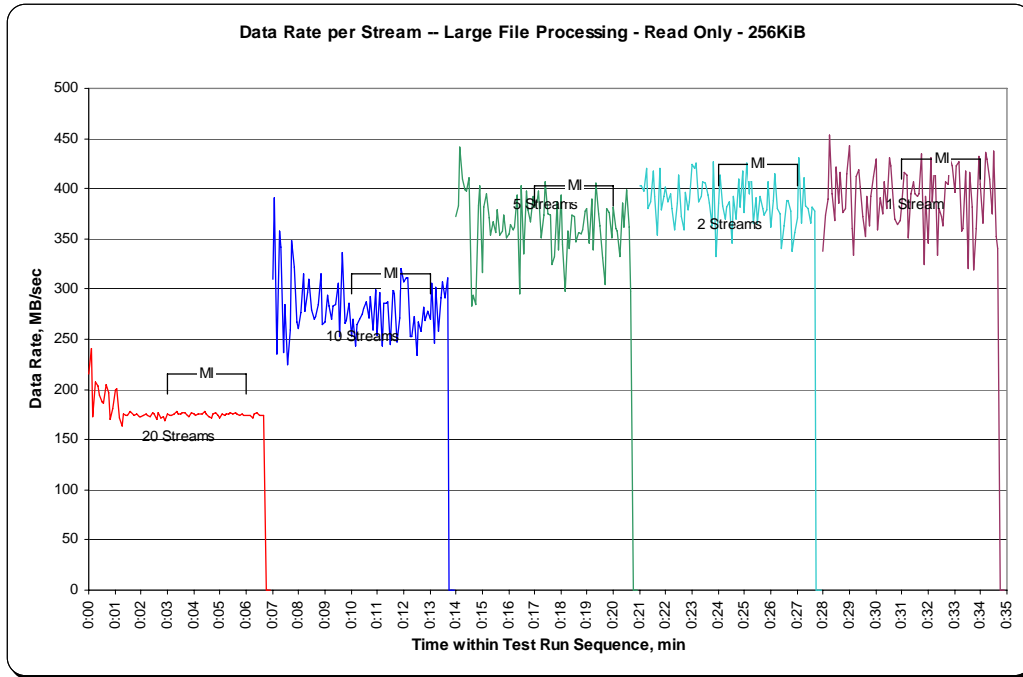
SPC-2 “Large File Processing/READ ONLY/256 KiB Transfer Size” Average Data Rate Graph – Complete Test Run



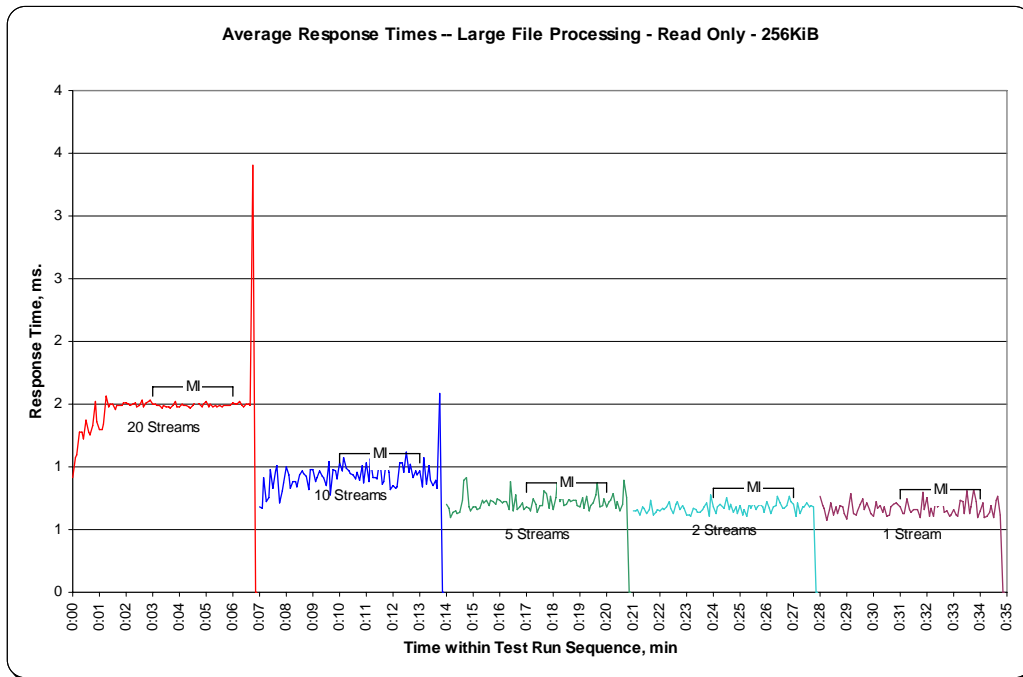
SPC-2 “Large File Processing/READ ONLY/256 KiB Transfer Size” Average Data Rate Graph – Measurement Interval (MI) Only



SPC-2 “Large File Processing/READ ONLY/256 KiB Transfer Size” Average Data Rate per Stream Graph



SPC-2 “Large File Processing/READ ONLY/256 KiB Transfer Size” Average Response Time Graph



Large Database Query Test

Clause 6.4.3.1

The Large Database Query Test is comprised of a set of I/O operations representative of scans or joins of large relational tables such as those performed for data mining or business intelligence.

Clause 6.4.3.2

The Large Database Query Test has two Test Phases, which shall be executed in the following uninterrupted sequence:

- 1. 1024 KiB TRANSFER SIZE*
- 2. 64 KiB TRANSFER SIZE*

The BC shall not be restarted or manually disturbed, altered, or adjusted during the execution of the Large File Processing Test. If power is lost to the BC during this Test all results shall be rendered invalid and the Test re-run in its entirety.

Clause 10.6.8.2

The Full Disclosure Report will contain the following content for the Large Database Query Test:

- 1. A listing of the SPC-2 Workload Generator commands and parameters used to execute each of the Test Runs in the Large Database Query Test.*
- 2. The human readable SPC-2 Test Results File for each of the Test Runs in the Large Database Query Test.*
- 3. A table that contains the following information for each Test Run in the two Test Phases of the Large Database Query Test:*
 - The number Streams specified.*
 - The Ramp-Up duration in seconds.*
 - The Measurement Interval duration in seconds.*
 - The average data rate, in MB per second, for the Measurement Interval.*
 - The average data rate, in MB per second, per Stream for the Measurement Interval.*
- 4. Average Data Rate and Average Data Rate per Stream graphs as defined in Clauses 10.1.1 and 10.1.2.*

SPC-2 Workload Generator Commands and Parameters

The SPC-2 Workload Generator commands and parameters for the Large Database Query Test Runs are documented in “Appendix E: SPC-2 Workload Generator Execution Commands and Parameters” on Page 110.

SPC-2 Test Results File

A link to the SPC-2 Test Results file generated from the Large Database Query Test Runs is listed below.

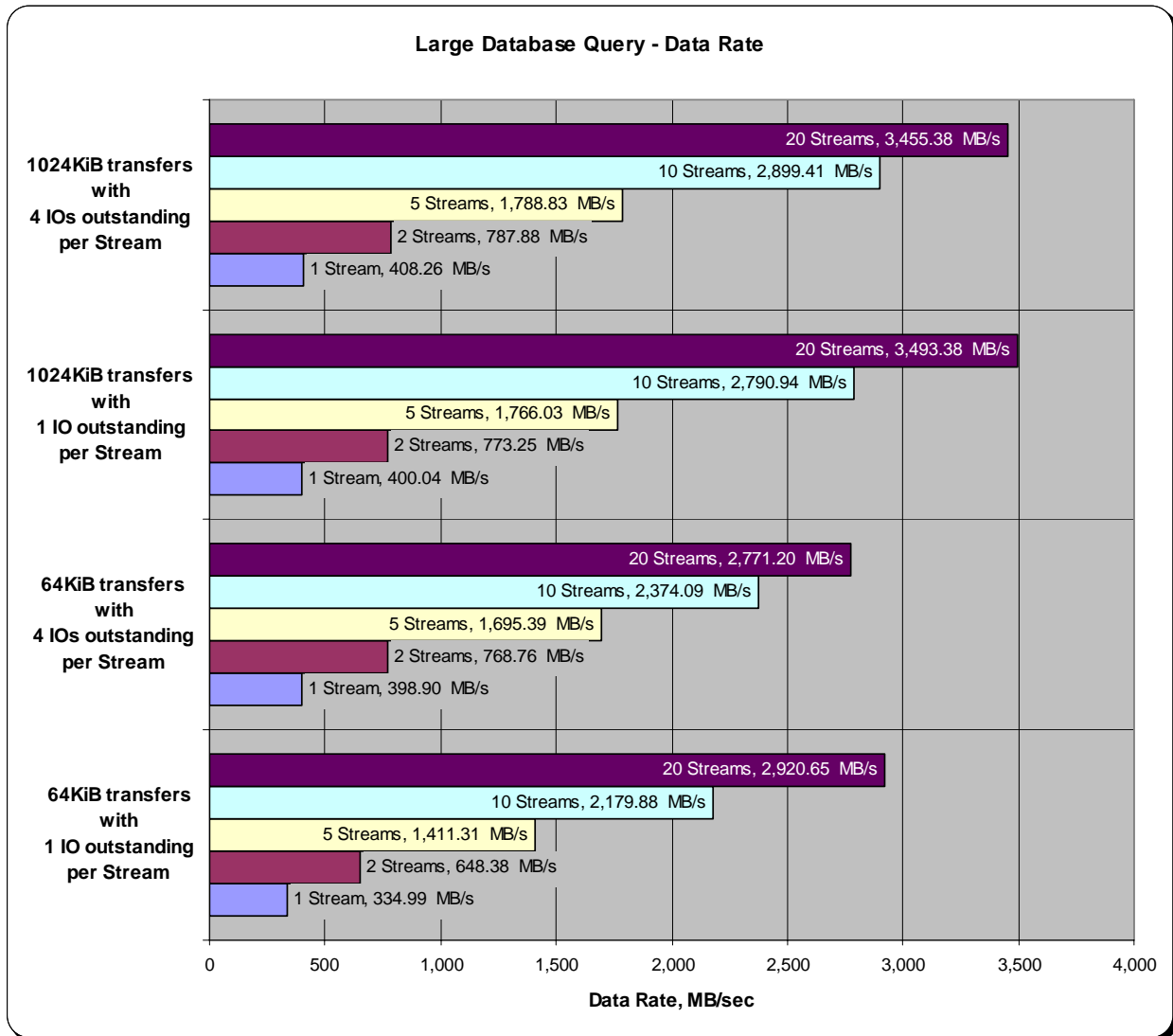
[SPC-2 Large Database Query Test Results File](#)

SPC-2 Large Database Query Average Data Rates (MB/s)

The average Data Rate (MB/s) for each Test Run in the two Test Phases of the SPC-2 Large Database Query Test is listed in the table below as well as illustrated in the following graph.

Test Run Sequence	1 Stream	2 Streams	5 Streams	10 Streams	20 Streams
1024KiB w/ 4 IOs/Stream	408.26	787.88	1,788.83	2,899.41	3,455.38
1024KiB w/ 1 IO/Stream	400.04	773.25	1,766.03	2,790.94	3,493.38
64KiB w/ 4 IOs/Stream	398.90	768.76	1,695.39	2,374.09	2,771.20
64KiB w/ 1 IO/Stream	334.99	648.38	1,411.31	2,179.88	2,920.65

SPC-2 Large Database Query Average Data Rates Graph

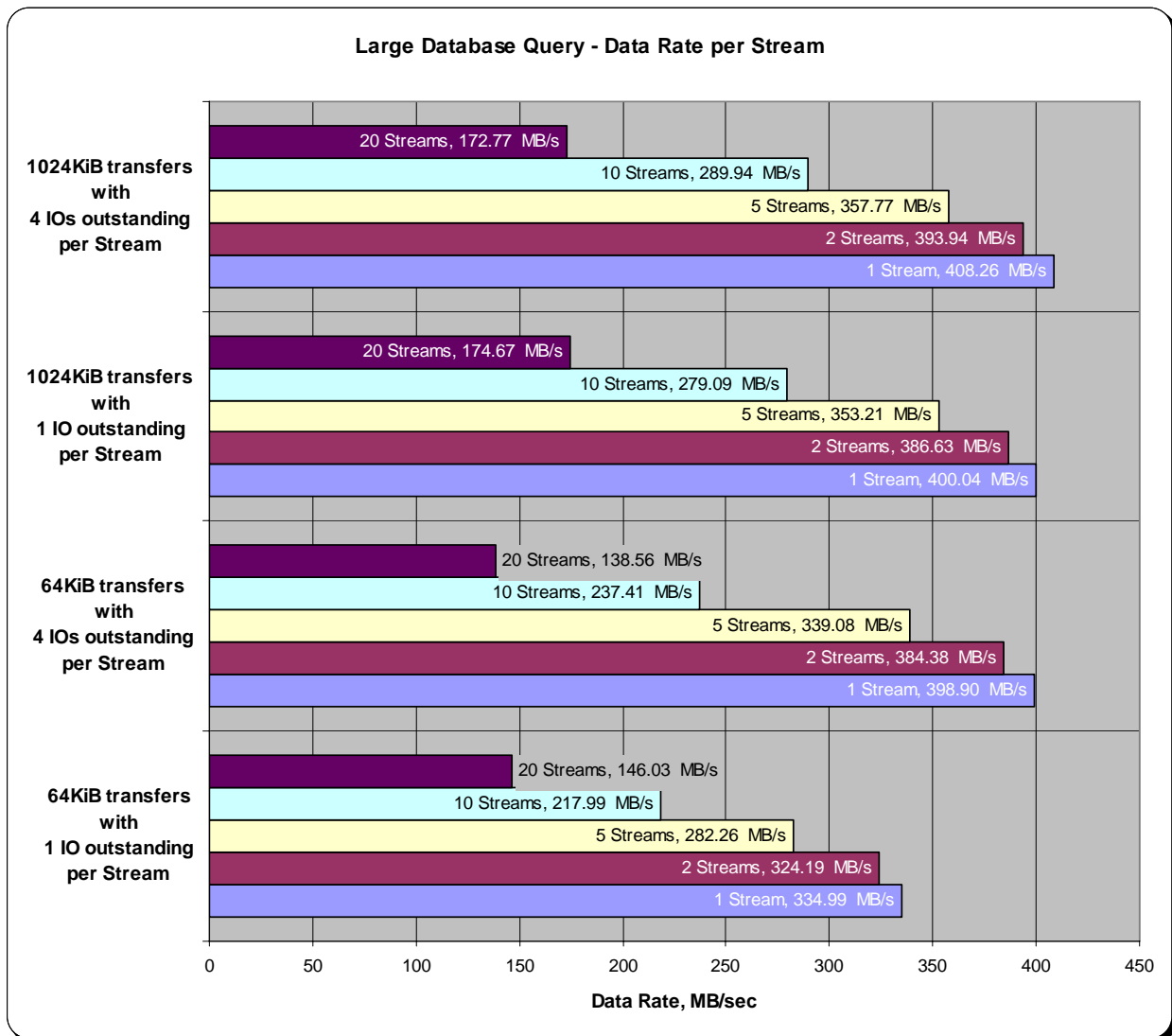


SPC-2 Large Database Query Average Data Rate per Stream

The average Data Rate per Stream for each Test Run in the two Test Phases of the SPC-2 Large Database Query Test is listed in the table below as well as illustrated in the following graph.

Test Run Sequence	1 Stream	2 Streams	5 Streams	10 Streams	20 Streams
1024KiB w/ 4 IOs/Stream	408.26	393.94	357.77	289.94	172.77
1024KiB w/ 1 IO/Stream	400.04	386.63	353.21	279.09	174.67
64KiB w/ 4 IOs/Stream	398.90	384.38	339.08	237.41	138.56
64KiB w/ 1 IO/Stream	334.99	324.19	282.26	217.99	146.03

SPC-2 Large Database Query Average Data Rate per Stream Graph

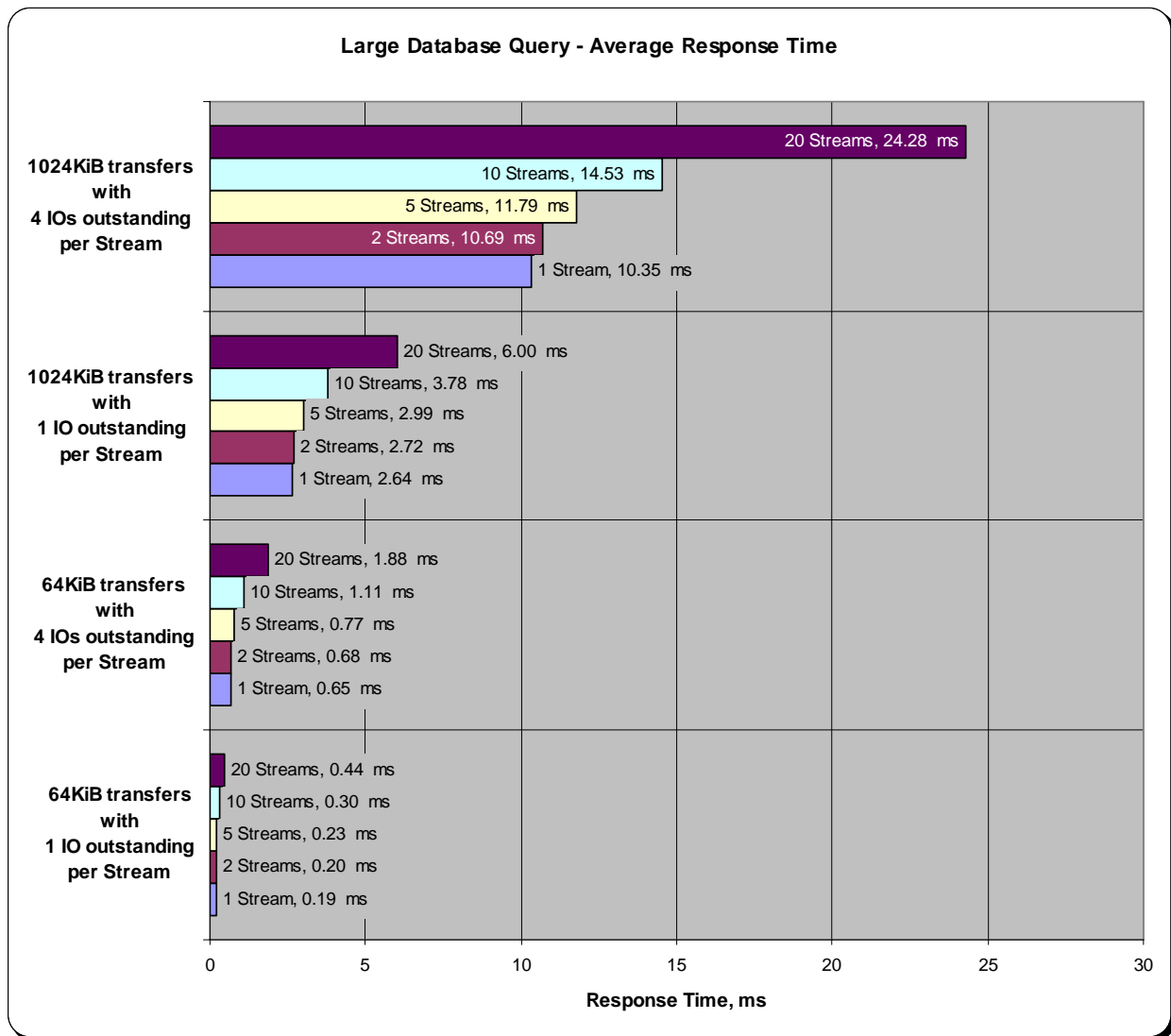


SPC-2 Large Database Query Average Response Time

The average Response Time, in milliseconds, for each Test Run in the two Test Phases of the SPC-2 Large Database Query Test is listed in the table below as well as illustrated in the following graph.

Test Run Sequence	1 Stream	2 Streams	5 Streams	10 Streams	20 Streams
1024KiB w/ 4 IOs/Stream	10.35	10.69	11.79	14.53	24.28
1024KiB w/ 1 IO/Stream	2.64	2.72	2.99	3.78	6.00
64KiB w/ 4 IOs/Stream	0.65	0.68	0.77	1.11	1.88
64KiB w/ 1 IO/Stream	0.19	0.20	0.23	0.30	0.44

SPC-2 Large Database Query Average Response Time Graph



Large Database Query Test – 1024 KiB TRANSFER SIZE Test Phase

Clause 10.6.8.2.1

1. A table that will contain the following information for each "1024 KiB Transfer Size, 4 Outstanding I/Os" Test Run:
 - The number of Streams specified.
 - The average data rate, average data rate per stream, and average Response Time reported at five second intervals.
2. Average Data Rate (intervals), Average Data Rate per Stream (intervals), and Average Response Time (intervals) graphs for the "1024 KiB Transfer Size, 4 Outstanding I/Os" Test Runs as specified in Clauses 10.1.4 – 10.1.6.
3. A table that will contain the following information for each "1024 KiB Transfer Size, 1 Outstanding I/O" Test Run:
 - The number of Streams specified.
 - The average data rate, average data rate per stream, and average Response Time reported at five second intervals.
4. Average Data Rate (intervals), Average Data Rate per Stream (intervals), and Average Response Time (intervals) graphs for the "1024 KiB Transfer Size, 1 Outstanding I/O" Test Runs as specified in Clauses 10.1.4 – 10.1.6.

The SPC-2 "Large DatabaseQuery/1024 KiB TRANSFER SIZE/4 Outstanding I/Os" Test Run data is contained in the table that appears on the next page. That table is followed by graphs illustrating the average Data Rate, average Data Rate per Stream, and average Response Time produced by the same Test Runs. The table and graphs present the data at five-second intervals.

Immediately following the SPC-2 "Large DatabaseQuery/1024 KiB TRANSFER SIZE/4 Outstanding I/Os" table and graphs will be the SPC-2 "Large DatabaseQuery/1024 KiB TRANSFER SIZE/1 Outstanding I/O" table and graphs. The table contains the Test Run data and the graphs illustrate the average Data Rate, average Data Rate per Stream, and average Response Time produced by the Test Runs.

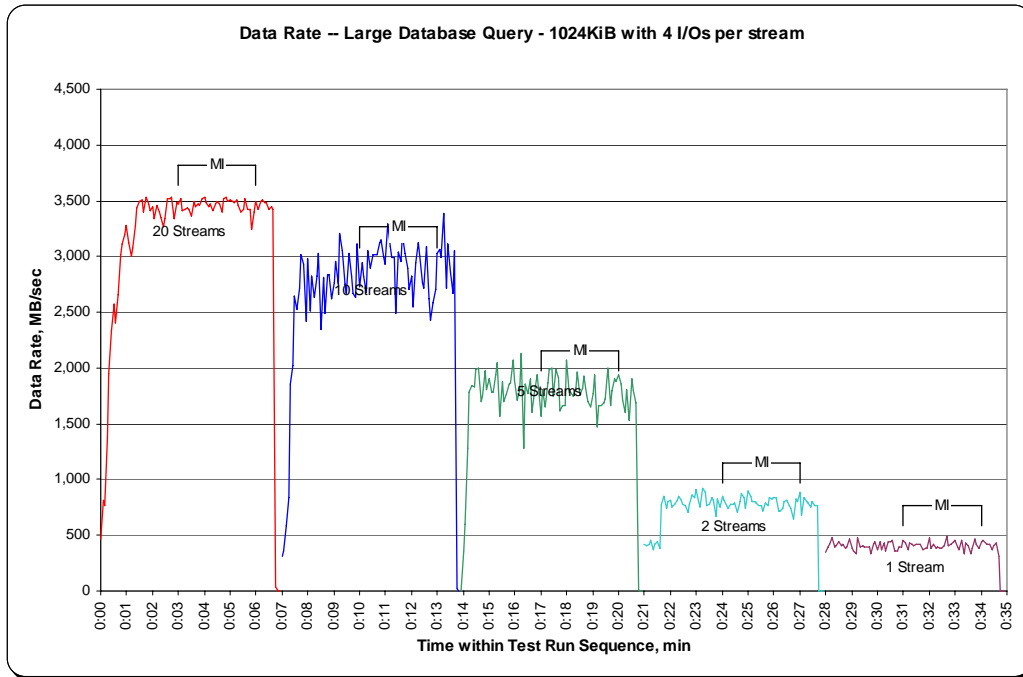
SPC-2 “Large Database Query/1024 KiB Transfer Size/4 Outstanding I/Os” Test Run Data – Ramp-Up Period

TR1 Test Run Sequence Time	20 Streams			TR2 Test Run Sequence Time	10 Streams			TR3 Test Run Sequence Time	5 Streams			TR4 Test Run Sequence Time	2 Streams			TR5 Test Run Sequence Time	1 Stream		
	Data Rate, MB/sec	Data Rate/ Stream, MB/sec	Response Time, ms		Data Rate, MB/sec	Data Rate/ Stream, MB/sec	Response Time, ms		Data Rate, MB/sec	Data Rate/ Stream, MB/sec	Response Time, ms		Data Rate, MB/sec	Data Rate/ Stream, MB/sec	Response Time, ms		Data Rate, MB/sec	Data Rate/ Stream, MB/sec	Response Time, ms
0:00:00	472.28	157.43	10.41	0:07:00	315.20	315.20	13.21	0:13:55	0.00	0.00	0.00	0:21:00	417.12	417.12	10.03	0:28:00	352.95	352.95	11.86
0:00:05	817.89	204.47	17.91	0:07:05	359.24	359.24	11.67	0:14:00	357.98	357.98	11.62	0:21:05	410.62	410.62	10.06	0:28:05	390.49	390.49	10.74
0:00:10	762.31	127.05	25.26	0:07:10	580.70	290.35	13.16	0:14:05	602.09	301.05	10.38	0:21:10	424.67	424.67	9.99	0:28:10	416.28	416.28	10.07
0:00:15	1,372.17	171.52	19.29	0:07:15	842.22	210.55	12.41	0:14:10	1,276.54	319.13	11.87	0:21:15	450.47	450.47	9.31	0:28:15	481.51	481.51	8.71
0:00:20	1,951.40	177.40	21.11	0:07:20	1,856.19	265.17	13.29	0:14:15	1,788.45	357.69	10.70	0:21:20	376.86	376.86	11.11	0:28:20	390.70	390.70	10.72
0:00:25	2,331.40	179.34	21.95	0:07:25	2,017.25	252.16	15.65	0:14:20	1,837.94	367.59	11.43	0:21:25	416.07	416.07	10.04	0:28:25	402.44	402.44	10.42
0:00:30	2,576.35	198.18	20.82	0:07:30	2,639.89	329.99	12.74	0:14:25	1,825.36	365.07	11.44	0:21:30	438.93	438.93	9.59	0:28:30	444.81	444.81	9.42
0:00:35	2,409.84	172.13	23.93	0:07:35	2,524.97	315.62	13.27	0:14:30	1,984.95	396.99	10.60	0:21:35	377.28	377.28	11.11	0:28:35	410.41	410.41	10.22
0:00:40	2,656.46	189.75	22.11	0:07:40	2,718.75	302.08	13.68	0:14:35	1,996.70	399.34	10.50	0:21:40	779.93	389.97	10.08	0:28:40	419.22	419.22	9.68
0:00:45	3,014.45	200.96	20.33	0:07:45	3,020.74	335.64	12.47	0:14:40	1,694.08	338.82	12.34	0:21:45	847.25	423.62	9.89	0:28:45	382.31	382.31	11.32
0:00:50	3,106.09	194.13	21.22	0:07:50	2,931.40	325.71	12.94	0:14:45	1,744.41	348.88	12.00	0:21:50	747.01	373.50	10.82	0:28:50	398.67	398.67	10.51
0:00:55	3,192.08	199.50	21.13	0:07:55	2,412.14	241.21	16.10	0:14:50	1,972.37	394.47	10.65	0:21:55	803.42	401.71	10.44	0:28:55	462.63	462.63	9.06
0:01:00	3,273.86	204.62	20.45	0:08:00	2,984.88	298.49	14.05	0:14:55	1,807.54	361.51	11.53	0:22:00	815.16	407.58	10.28	0:29:00	382.10	382.10	10.97
0:01:05	3,128.74	195.55	21.49	0:08:05	2,512.81	251.28	16.52	0:15:00	1,905.05	381.01	11.05	0:22:05	755.60	377.80	11.09	0:29:05	364.07	364.07	11.52
0:01:10	3,009.41	177.02	22.58	0:08:10	2,824.86	282.49	14.93	0:15:05	1,784.26	356.85	11.71	0:22:10	780.35	390.18	10.75	0:29:10	341.00	341.00	12.29
0:01:15	3,076.52	170.92	23.82	0:08:15	2,633.39	263.34	15.92	0:15:10	1,777.76	355.55	11.84	0:22:15	811.60	405.80	10.33	0:29:15	473.33	473.33	8.86
0:01:20	3,284.56	172.87	23.22	0:08:20	2,825.28	282.53	14.83	0:15:15	1,936.51	387.30	10.83	0:22:20	845.15	422.58	9.92	0:29:20	391.54	391.54	10.71
0:01:25	3,435.34	171.77	24.15	0:08:25	3,022.83	302.28	13.92	0:15:20	2,044.30	408.86	10.25	0:22:25	813.07	406.53	10.01	0:29:25	404.75	404.75	10.36
0:01:30	3,489.66	174.48	23.89	0:08:30	2,339.79	233.98	17.89	0:15:25	1,566.99	313.40	13.32	0:22:30	778.46	389.23	11.07	0:29:30	395.10	395.10	10.59
0:01:35	3,503.29	175.16	24.00	0:08:35	2,815.43	281.54	14.81	0:15:30	1,877.16	375.43	11.18	0:22:35	764.62	382.31	10.97	0:29:35	397.62	397.62	10.55
0:01:40	3,401.79	170.09	24.80	0:08:40	2,485.33	248.53	16.87	0:15:35	1,702.05	340.41	12.34	0:22:40	701.50	350.75	11.91	0:29:40	390.28	390.28	10.67
0:01:45	3,529.30	176.46	23.75	0:08:45	2,840.59	284.06	14.85	0:15:40	1,776.50	355.30	11.79	0:22:45	781.82	390.91	10.76	0:29:45	336.17	336.17	12.55
0:01:50	3,475.19	173.76	23.95	0:08:50	2,833.46	283.35	14.71	0:15:45	1,858.29	371.66	11.28	0:22:50	864.03	432.01	9.70	0:29:50	424.46	424.46	9.83
0:01:55	3,411.65	170.58	24.68	0:08:55	2,623.75	262.37	15.90	0:15:50	1,863.11	372.62	11.28	0:22:55	834.46	417.23	10.05	0:29:55	447.74	447.74	9.41
0:02:00	3,449.82	172.49	24.24	0:09:00	2,762.79	276.28	15.32	0:15:55	2,065.28	413.06	10.14	0:23:00	910.16	455.08	9.21	0:30:00	374.34	374.34	11.19
0:02:05	3,338.04	166.90	25.09	0:09:05	2,953.21	295.32	14.04	0:16:00	1,893.94	378.79	10.97	0:23:05	803.63	401.81	10.36	0:30:05	446.69	446.69	9.39
0:02:10	3,454.85	172.74	24.37	0:09:10	2,747.90	274.79	15.17	0:16:05	1,714.42	342.88	12.28	0:23:10	749.52	374.76	11.26	0:30:10	375.39	375.39	11.15
0:02:15	3,394.87	169.74	24.73	0:09:15	3,207.17	320.72	13.24	0:16:10	1,803.76	360.75	11.68	0:23:15	924.21	462.11	9.07	0:30:15	427.82	427.82	9.81
0:02:20	3,354.39	167.72	24.96	0:09:20	3,054.92	305.49	13.61	0:16:15	2,129.45	425.89	9.79	0:23:20	887.31	443.65	9.44	0:30:20	359.03	359.03	11.40
0:02:25	3,269.67	163.48	25.77	0:09:25	2,753.98	275.40	15.19	0:16:20	1,275.07	255.01	16.43	0:23:25	766.51	383.25	10.94	0:30:25	436.84	436.84	9.82
0:02:30	3,338.67	166.93	25.11	0:09:30	2,666.32	266.63	15.91	0:16:25	1,851.99	370.40	11.36	0:23:30	781.19	390.59	10.73	0:30:30	439.35	439.35	9.54
0:02:35	3,518.60	175.93	23.67	0:09:35	3,032.90	303.29	13.80	0:16:30	1,769.58	353.92	11.87	0:23:35	833.62	416.81	10.05	0:30:35	454.45	454.45	9.23
0:02:40	3,514.62	175.73	23.97	0:09:40	2,821.09	282.11	14.85	0:16:35	1,903.79	380.76	11.00	0:23:40	814.95	407.48	9.83	0:30:40	358.82	358.82	11.67
0:02:45	3,528.04	176.40	23.65	0:09:45	2,663.59	266.36	15.83	0:16:40	1,601.59	320.32	13.10	0:23:45	675.28	337.64	12.98	0:30:45	361.13	361.13	11.61
0:02:50	3,342.86	167.14	25.25	0:09:50	2,636.96	263.70	15.93	0:16:45	1,783.42	356.68	11.59	0:23:50	824.81	412.40	10.15	0:30:50	391.54	391.54	10.71
0:02:55	3,480.64	174.03	23.99	0:09:55	3,116.79	311.68	13.37	0:16:50	1,937.14	387.43	10.97	0:23:55	752.04	376.02	11.12	0:30:55	395.10	395.10	10.57
								0:16:55	1,818.86	363.77	11.46								

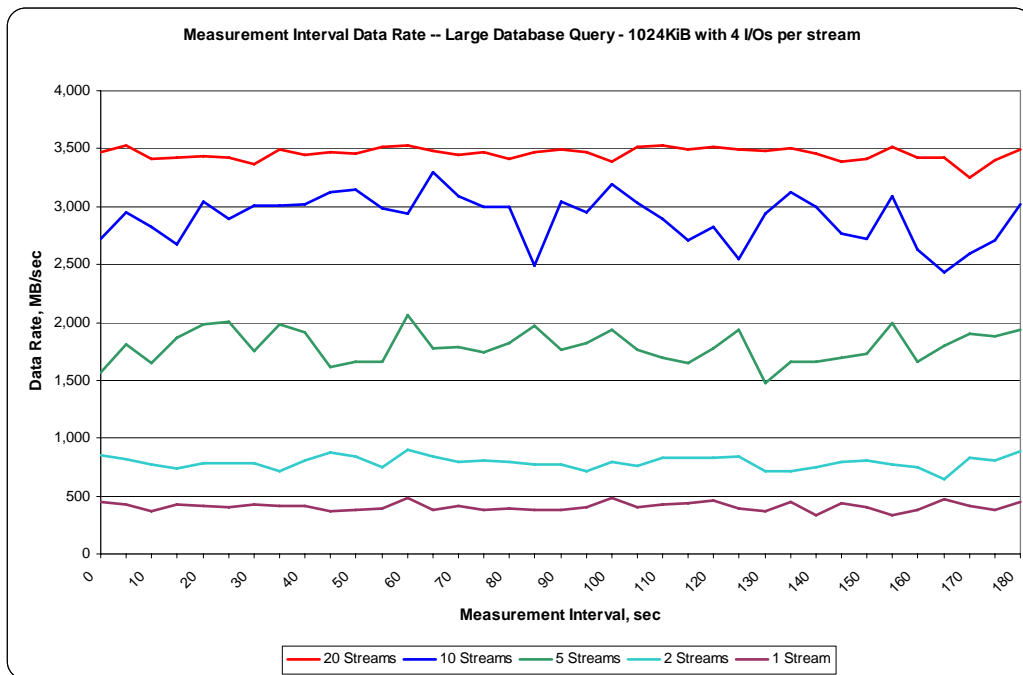
SPC-2 “Large Database Query/1024 KiB Transfer Size/4 Outstanding I/Os” Test Run Data Measurement Interval, Run-Out, and Ramp-Down Periods

TR1				TR2				TR3				TR4				TR5			
Test Run Sequence Time	20 Streams		Response Time, ms	Test Run Sequence Time	10 Streams		Response Time, ms	Test Run Sequence Time	5 Streams		Response Time, ms	Test Run Sequence Time	2 Streams		Response Time, ms	Test Run Sequence Time	1 Stream		
	Data Rate, MB/sec	Data Rate / Stream, MB/sec			Data Rate, MB/sec	Data Rate / Stream, MB/sec			Data Rate, MB/sec	Data Rate / Stream, MB/sec			Data Rate, MB/sec	Data Rate / Stream, MB/sec			Data Rate, MB/sec	Data Rate / Stream, MB/sec	Data Rate, MB/sec
0:03:00	3,465.54	173.28	24.09	0:10:00	2,725.25	272.52	15.45	0:17:00	1,570.77	314.15	13.25	0:24:00	849.77	424.88	9.90	0:31:00	449.84	449.84	9.32
0:03:05	3,523.63	176.18	24.14	0:10:05	2,947.76	294.78	14.04	0:17:05	1,812.15	362.43	11.59	0:24:05	817.05	408.53	10.26	0:31:05	431.17	431.17	9.69
0:03:10	3,415.21	170.76	24.41	0:10:10	2,822.35	282.23	14.96	0:17:10	1,651.30	330.26	12.54	0:24:10	768.40	384.20	10.91	0:31:10	365.95	365.95	11.49
0:03:15	3,427.79	171.39	24.52	0:10:15	2,678.48	267.85	15.65	0:17:15	1,865.21	373.04	11.42	0:24:15	739.25	369.62	11.34	0:31:15	424.88	424.88	9.87
0:03:20	3,430.52	171.53	24.43	0:10:20	3,047.16	304.72	13.83	0:17:20	1,980.76	396.15	10.67	0:24:20	780.35	390.18	10.74	0:31:20	419.85	419.85	9.98
0:03:25	3,424.86	171.24	24.42	0:10:25	2,890.29	289.03	14.35	0:17:25	2,000.47	400.09	10.46	0:24:25	779.51	389.76	10.76	0:31:25	405.17	405.17	10.34
0:03:30	3,360.27	168.01	24.77	0:10:30	3,012.14	301.21	14.02	0:17:30	1,750.49	350.10	11.98	0:24:30	786.22	393.11	10.66	0:31:30	421.95	421.95	9.95
0:03:35	3,492.81	174.64	24.26	0:10:35	3,012.98	301.30	13.99	0:17:35	1,983.07	396.61	10.58	0:24:35	710.52	355.26	11.80	0:31:35	416.28	416.28	10.07
0:03:40	3,446.67	172.33	24.25	0:10:40	3,020.32	302.03	13.80	0:17:40	1,915.12	383.02	10.90	0:24:40	801.95	400.98	10.46	0:31:40	418.17	418.17	10.02
0:03:45	3,465.33	173.27	24.11	0:10:45	3,123.71	312.37	13.40	0:17:45	1,617.11	323.42	12.97	0:24:45	871.58	435.79	9.62	0:31:45	373.08	373.08	11.24
0:03:50	3,453.38	172.67	24.37	0:10:50	3,144.26	314.43	13.38	0:17:50	1,660.73	332.15	12.62	0:24:50	837.81	418.91	10.00	0:31:50	381.26	381.26	10.99
0:03:55	3,517.34	175.87	23.83	0:10:55	2,989.49	298.95	13.76	0:17:55	1,664.30	332.86	12.65	0:24:55	746.38	373.19	11.23	0:31:55	386.71	386.71	10.84
0:04:00	3,524.68	176.23	23.79	0:11:00	2,935.80	293.58	14.46	0:18:00	2,068.00	413.60	10.13	0:25:00	902.82	451.41	9.29	0:32:00	481.51	481.51	8.70
0:04:05	3,478.55	173.93	24.26	0:11:05	3,291.27	329.13	12.80	0:18:05	1,780.06	356.01	11.74	0:25:05	846.83	423.41	9.90	0:32:05	385.67	385.67	10.88
0:04:10	3,448.98	172.45	24.14	0:11:10	3,088.90	308.89	13.62	0:18:10	1,788.87	357.77	11.74	0:25:10	798.81	399.40	10.50	0:32:10	419.01	419.01	9.99
0:04:15	3,465.12	173.26	24.22	0:11:15	2,992.01	299.20	13.89	0:18:15	1,742.52	348.50	11.95	0:25:15	802.58	401.29	10.45	0:32:15	377.49	377.49	11.11
0:04:20	3,414.37	170.72	24.68	0:11:20	2,992.85	299.28	14.00	0:18:20	1,816.13	363.23	11.56	0:25:20	792.51	396.26	10.58	0:32:20	397.20	397.20	10.52
0:04:25	3,474.56	173.73	23.96	0:11:25	2,486.80	248.68	16.90	0:18:25	1,966.08	393.22	10.69	0:25:25	770.49	385.25	10.87	0:32:25	382.10	382.10	11.00
0:04:30	3,492.39	174.62	24.11	0:11:30	3,045.48	304.55	13.84	0:18:30	1,761.19	352.24	11.94	0:25:30	771.33	385.67	10.87	0:32:30	380.63	380.63	11.01
0:04:35	3,471.21	173.56	24.10	0:11:35	2,950.90	295.09	14.25	0:18:35	1,823.05	364.61	11.50	0:25:35	713.45	356.73	11.65	0:32:35	407.06	407.06	10.30
0:04:40	3,393.40	169.67	24.63	0:11:40	3,197.95	319.79	13.13	0:18:40	1,930.85	386.17	10.65	0:25:40	794.19	397.10	10.65	0:32:40	487.38	487.38	8.60
0:04:45	3,513.99	175.70	23.99	0:11:45	3,031.43	303.14	13.70	0:18:45	1,759.09	351.82	12.14	0:25:45	766.09	383.04	10.94	0:32:45	408.73	408.73	10.26
0:04:50	3,531.60	176.58	23.77	0:11:50	2,890.29	289.03	14.60	0:18:50	1,698.06	339.61	12.28	0:25:50	834.04	417.02	10.02	0:32:50	421.74	421.74	9.93
0:04:55	3,492.60	174.63	23.98	0:11:55	2,710.15	271.01	15.50	0:18:55	1,652.35	330.47	12.72	0:25:55	830.47	415.24	10.04	0:32:55	437.26	437.26	9.59
0:05:00	3,511.26	175.56	24.04	0:12:00	2,821.30	282.13	14.71	0:19:00	1,770.21	354.04	11.87	0:26:00	835.09	417.54	10.13	0:33:00	457.18	457.18	9.17
0:05:05	3,489.03	174.45	23.82	0:12:05	2,543.64	254.36	16.59	0:19:05	1,932.94	386.59	10.76	0:26:05	837.81	418.91	9.93	0:33:05	392.17	392.17	10.69
0:05:10	3,479.38	173.97	24.10	0:12:10	2,940.00	294.00	14.22	0:19:10	1,470.10	294.02	14.33	0:26:10	716.18	358.09	11.78	0:33:10	368.05	368.05	11.39
0:05:15	3,507.28	175.36	24.02	0:12:15	3,127.27	312.73	13.49	0:19:15	1,661.15	332.23	12.55	0:26:15	714.08	357.04	11.75	0:33:15	455.08	455.08	9.21
0:05:20	3,455.90	172.79	24.30	0:12:20	2,999.35	299.93	13.81	0:19:20	1,664.72	332.94	12.57	0:26:20	746.17	373.08	11.24	0:33:20	330.93	330.93	12.66
0:05:25	3,393.82	169.69	24.70	0:12:25	2,764.68	276.47	15.15	0:19:25	1,688.84	337.77	12.55	0:26:25	800.06	400.03	10.48	0:33:25	435.79	435.79	9.62
0:05:30	3,417.73	170.89	24.51	0:12:30	2,718.12	271.81	15.53	0:19:30	1,726.17	345.23	12.14	0:26:30	808.03	404.02	10.37	0:33:30	404.54	404.54	10.36
0:05:35	3,517.13	175.86	23.84	0:12:35	3,088.90	308.89	13.57	0:19:35	1,998.17	399.63	10.48	0:26:35	771.75	385.88	10.87	0:33:35	334.71	334.71	12.54
0:05:40	3,420.25	171.01	24.55	0:12:40	2,623.96	262.40	16.01	0:19:40	1,660.73	332.15	12.46	0:26:40	747.84	373.92	11.22	0:33:40	377.07	377.07	11.12
0:05:45	3,424.86	171.24	24.42	0:12:45	2,431.02	243.10	17.15	0:19:45	1,793.06	358.61	11.84	0:26:45	641.31	320.65	13.07	0:33:45	468.08	468.08	8.95
0:05:50	3,248.07	162.40	25.83	0:12:50	2,588.51	258.85	16.35	0:19:50	1,899.81	379.96	10.99	0:26:50	829.00	414.50	10.12	0:33:50	414.61	414.61	10.11
0:05:55	3,404.10	170.20	24.66	0:12:55	2,703.86	270.39	15.34	0:19:55	1,874.22	374.84	11.19	0:26:55	804.05	402.02	10.40	0:33:55	378.96	378.96	11.03
0:06:00	3,489.45	174.47	24.06	0:13:00	3,025.77	302.58	14.04	0:20:00	1,932.94	386.59	10.88	0:27:00	885.42	442.71	9.50	0:34:00	446.06	446.06	9.42
0:06:05	3,424.02	171.20	24.44	0:13:05	3,066.46	306.65	13.63	0:20:05	1,856.40	371.28	11.28	0:27:05	686.40	343.20	12.21	0:34:05	451.52	451.52	9.29
0:06:10	3,500.36	175.02	23.79	0:13:10	2,992.43	299.24	14.05	0:20:10	1,710.65	342.13	12.22	0:27:10	843.26	421.63	9.94	0:34:10	429.92	429.92	9.75
0:06:15	3,506.65	175.33	24.16	0:13:15	3,381.66	338.17	12.39	0:20:15	1,605.37	321.07	12.94	0:27:15	799.22	399.61	10.49	0:34:15	422.16	422.16	9.93
0:06:20	3,487.77	174.39	23.88	0:13:20	2,714.97	271.50	15.40	0:20:20	1,808.58	361.72	11.73	0:27:20	791.26	395.63	10.59	0:34:20	415.66	415.66	10.08
0:06:25	3,486.31	174.32	24.10	0:13:25	3,117.63	311.76	13.49	0:20:25	1,537.00	307.40	13.62	0:27:25	754.14	377.07	11.12	0:34:25	370.15	370.15	11.33
0:06:30	3,424.86	171.24	24.58	0:13:30	2,859.68	285.97	14.59	0:20:30	1,897.29	379.46	11.05	0:27:30	804.26	402.13	10.38	0:34:30	406.01	406.01	10.33
0:06:35	3,449.40	172.47	24.19	0:13:35	2,674.71	267.47	15.67	0:20:35	1,799.36	359.87	11.68	0:27:35	760.64	380.32	11.08	0:34:35	435.37	435.37	9.63
0:06:40	3,420.87	171.04	24.48	0:13:40	3,049.26	304.93	13.77	0:20:40	1,688.63	337.73	12.19	0:27:40	769.86	384.93	10.86	0:34:40	311.43	311.43	13.43
0:06:45	30.20	0.00	91.02	0:13:45	20.34	0.00	24.71	0:20:45	8.39	0.00	53.22	0:27:45	3.77	0.00	14.89	0:34:45	2.10	0.00	9.84
0:06:50	0.00	0.00	0.00	0:13:50	0.00	0.00	0.00	0:20:50	0.00	0.00	0.00	0:27:50	0.00	0.00	0.00	0:34:50	0.00	0.00	0.00
0:06:55	0.00	0.00	0.00					0:20:55	0.00	0.00	0.00	0:27:55	0.00	0.00	0.00	0:34:55	0.00	0.00	0.00

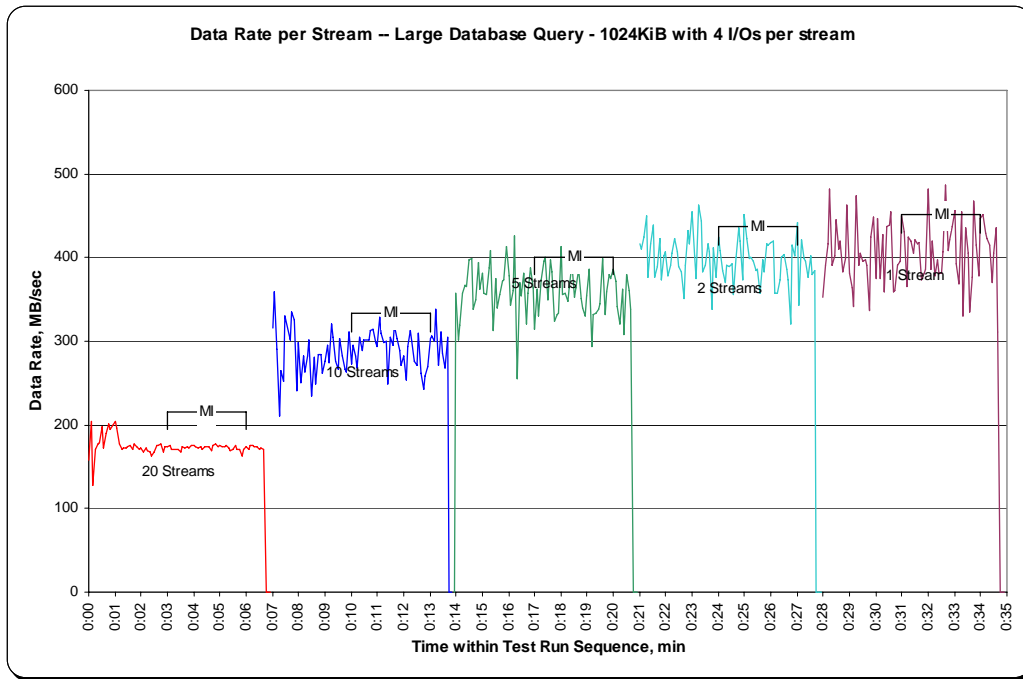
SPC-2 “Large Database Query/1024 KiB Transfer Size/4 Outstanding I/Os” Average Data Rate Graph – Complete Test Run



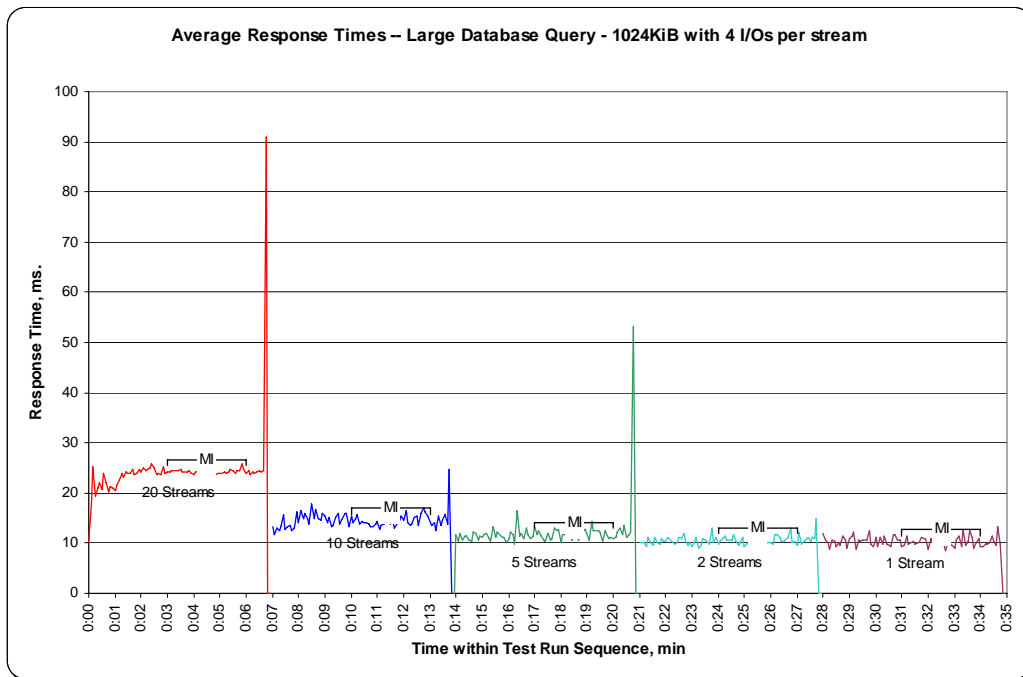
SPC-2 “Large Database Query/1024 KiB Transfer Size/4 Outstanding I/Os” Average Data Rate Graph – Measurement Interval (MI) Only



SPC-2 “Large Database Query/1024 KiB Transfer Size/4 Outstanding I/Os” Average Data Rate per Stream Graph



SPC-2 “Large Database Query/1024 KiB Transfer Size/4 Outstanding I/Os” Average Response Time Graph



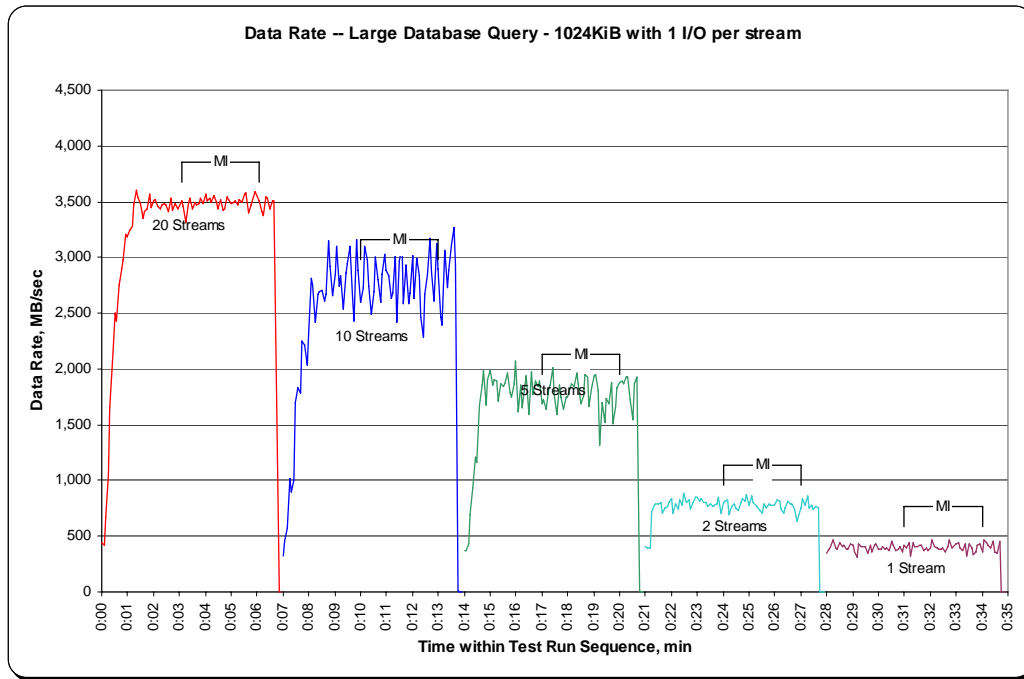
SPC-2 “Large Database Query/1024 KiB Transfer Size/1 Outstanding I/O” Test Run Data – Ramp-Up Period

TR6				TR7				TR8				TR9				TR10			
Test Run Sequence	Data Rate, MB/sec	Data Rate / Stream, MB/sec	Response Time, ms	Test Run Sequence	Data Rate, MB/sec	Data Rate / Stream, MB/sec	Response Time, ms	Test Run Sequence	Data Rate, MB/sec	Data Rate / Stream, MB/sec	Response Time, ms	Test Run Sequence	Data Rate, MB/sec	Data Rate / Stream, MB/sec	Response Time, ms	Test Run Sequence	Data Rate, MB/sec	Data Rate / Stream, MB/sec	Response Time, ms
0:00:00	442.29	221.14	2.60	0:07:00	328.83	328.83	3.17	0:14:00	370.99	370.99	2.82	0:21:00	410.62	410.62	2.55	0:28:00	345.40	345.40	3.03
0:00:05	415.66	207.83	4.98	0:07:05	454.87	227.44	2.91	0:14:05	372.87	372.87	2.79	0:21:05	398.67	398.67	2.63	0:28:05	380.63	380.63	2.75
0:00:10	673.40	168.35	4.87	0:07:10	578.18	289.09	3.59	0:14:10	436.00	436.00	2.41	0:21:10	400.14	400.14	2.62	0:28:10	402.23	402.23	2.60
0:00:15	1,054.24	131.78	5.56	0:07:15	1,016.07	254.02	3.29	0:14:15	690.80	345.40	2.49	0:21:15	723.94	361.97	2.38	0:28:15	465.36	465.36	2.25
0:00:20	1,649.62	164.96	5.91	0:07:20	901.78	225.44	4.63	0:14:20	939.31	313.10	3.33	0:21:20	773.43	386.71	2.71	0:28:20	399.09	399.09	2.62
0:00:25	2,061.50	171.79	5.95	0:07:25	1,010.83	202.17	4.72	0:14:25	1,206.07	301.52	2.66	0:21:25	795.45	397.72	2.63	0:28:25	388.60	388.60	2.69
0:00:30	2,498.13	178.44	5.29	0:07:30	1,703.10	283.85	3.13	0:14:30	1,166.02	291.50	3.59	0:21:30	795.87	397.93	2.63	0:28:30	437.26	437.26	2.39
0:00:35	2,428.71	161.91	6.12	0:07:35	1,836.69	306.11	3.41	0:14:35	1,680.87	420.22	2.49	0:21:35	806.35	403.18	2.60	0:28:35	404.54	404.54	2.59
0:00:40	2,746.85	183.12	5.69	0:07:40	1,785.31	297.55	3.54	0:14:40	1,849.48	369.90	2.79	0:21:40	711.98	355.99	2.94	0:28:40	414.40	414.40	2.53
0:00:45	2,901.83	193.46	5.42	0:07:45	2,250.45	321.49	2.84	0:14:45	1,980.76	396.15	2.65	0:21:45	748.05	374.03	2.80	0:28:45	380.84	380.84	2.75
0:00:50	2,981.10	186.32	5.38	0:07:50	2,213.12	316.16	3.30	0:14:50	1,678.77	335.75	3.12	0:21:50	769.86	384.93	2.72	0:28:50	382.10	382.10	2.74
0:00:55	3,203.61	200.23	5.22	0:07:55	2,032.35	225.82	4.18	0:14:55	1,899.81	379.96	2.76	0:21:55	796.29	398.14	2.63	0:28:55	433.90	433.90	2.41
0:01:00	3,188.51	177.14	5.71	0:08:00	2,315.26	257.25	4.07	0:15:00	1,989.99	398.00	2.63	0:22:00	843.68	421.84	2.48	0:29:00	420.69	420.69	2.49
0:01:05	3,239.47	179.97	5.82	0:08:05	2,816.89	312.99	3.35	0:15:05	1,852.41	370.48	2.82	0:22:05	710.93	355.47	2.94	0:29:05	357.35	357.35	2.93
0:01:10	3,282.46	172.76	5.84	0:08:10	2,757.96	306.44	3.42	0:15:10	1,900.02	380.00	2.76	0:22:10	787.69	393.85	2.66	0:29:10	314.15	314.15	3.33
0:01:15	3,475.40	182.92	5.74	0:08:15	2,416.34	268.48	3.89	0:15:15	1,896.87	379.37	2.76	0:22:15	741.76	370.88	2.82	0:29:15	433.06	433.06	2.42
0:01:20	3,602.28	189.59	5.51	0:08:20	2,674.08	267.41	3.68	0:15:20	1,708.76	341.75	3.06	0:22:20	823.13	411.57	2.54	0:29:20	409.99	409.99	2.55
0:01:25	3,546.70	177.34	5.77	0:08:25	2,690.23	269.02	3.89	0:15:25	1,872.13	374.43	2.80	0:22:25	781.82	390.91	2.68	0:29:25	409.78	409.78	2.55
0:01:30	3,483.79	174.19	6.02	0:08:30	2,707.84	270.78	3.87	0:15:30	1,839.62	367.92	2.85	0:22:30	882.48	441.24	2.37	0:29:30	408.11	408.11	2.56
0:01:35	3,355.44	167.77	6.26	0:08:35	2,613.26	261.33	3.98	0:15:35	1,866.67	373.33	2.80	0:22:35	807.19	403.60	2.59	0:29:35	344.98	344.98	3.04
0:01:40	3,412.49	170.62	6.11	0:08:40	2,669.26	266.93	3.96	0:15:40	1,962.72	392.54	2.67	0:22:40	823.76	411.88	2.54	0:29:40	418.80	418.80	2.50
0:01:45	3,440.80	172.04	6.07	0:08:45	3,144.26	314.43	3.33	0:15:45	1,784.89	356.98	2.93	0:22:45	738.62	369.31	2.83	0:29:45	363.23	363.23	2.88
0:01:50	3,569.56	178.48	5.90	0:08:50	2,922.80	292.28	3.58	0:15:50	1,746.51	349.30	2.99	0:22:50	796.50	398.25	2.63	0:29:50	413.98	413.98	2.53
0:01:55	3,452.54	172.63	6.07	0:08:55	2,654.57	265.46	3.95	0:15:55	1,867.09	373.42	2.81	0:22:55	844.94	422.47	2.48	0:29:55	429.71	429.71	2.44
0:02:00	3,511.68	175.58	5.94	0:09:00	2,845.84	284.58	3.67	0:16:00	2,073.03	414.61	2.52	0:23:00	847.46	423.73	2.47	0:30:00	387.76	387.76	2.70
0:02:05	3,513.36	175.67	5.99	0:09:05	3,095.61	309.56	3.39	0:16:05	1,617.53	323.51	3.24	0:23:05	808.24	404.12	2.59	0:30:05	388.18	388.18	2.70
0:02:10	3,461.56	173.08	6.05	0:09:10	2,737.20	273.72	3.83	0:16:10	1,854.09	370.82	2.77	0:23:10	839.70	419.85	2.49	0:30:10	412.51	412.51	2.54
0:02:15	3,437.65	171.88	6.09	0:09:15	2,839.75	283.98	3.66	0:16:15	1,652.35	330.47	3.22	0:23:15	804.05	402.02	2.60	0:30:15	378.75	378.75	2.76
0:02:20	3,472.04	173.60	6.05	0:09:20	2,533.15	253.31	4.17	0:16:20	1,848.01	369.60	2.84	0:23:20	805.31	402.65	2.60	0:30:20	389.86	389.86	2.69
0:02:25	3,478.13	173.91	6.03	0:09:25	2,863.45	286.35	3.65	0:16:25	1,933.36	386.67	2.70	0:23:25	761.69	380.84	2.75	0:30:25	374.34	374.34	2.80
0:02:30	3,467.64	173.38	6.05	0:09:30	2,944.19	294.42	3.56	0:16:30	1,597.40	319.48	3.28	0:23:30	784.96	392.48	2.67	0:30:30	449.42	449.42	2.33
0:02:35	3,405.36	170.27	6.14	0:09:35	3,097.91	309.79	3.37	0:16:35	1,977.82	395.56	2.65	0:23:35	767.98	383.99	2.73	0:30:35	416.49	416.49	2.51
0:02:40	3,524.68	176.23	5.95	0:09:40	2,637.80	263.78	3.98	0:16:40	1,773.35	354.67	2.94	0:23:40	772.17	386.09	2.71	0:30:40	367.63	367.63	2.85
0:02:45	3,428.63	171.43	6.11	0:09:45	2,429.97	243.00	4.31	0:16:45	1,885.34	377.07	2.78	0:23:45	791.67	395.84	2.64	0:30:45	380.21	380.21	2.75
0:02:50	3,477.71	173.89	6.02	0:09:50	3,156.42	315.64	3.32	0:16:50	1,841.30	368.26	2.84	0:23:50	847.67	423.83	2.48	0:30:50	411.67	411.67	2.54
0:02:55	3,434.30	171.71	6.06	0:09:55	2,885.68	288.57	3.59	0:16:55	1,893.52	378.70	2.76	0:23:55	706.74	353.37	2.95	0:30:55	364.28	364.28	2.87

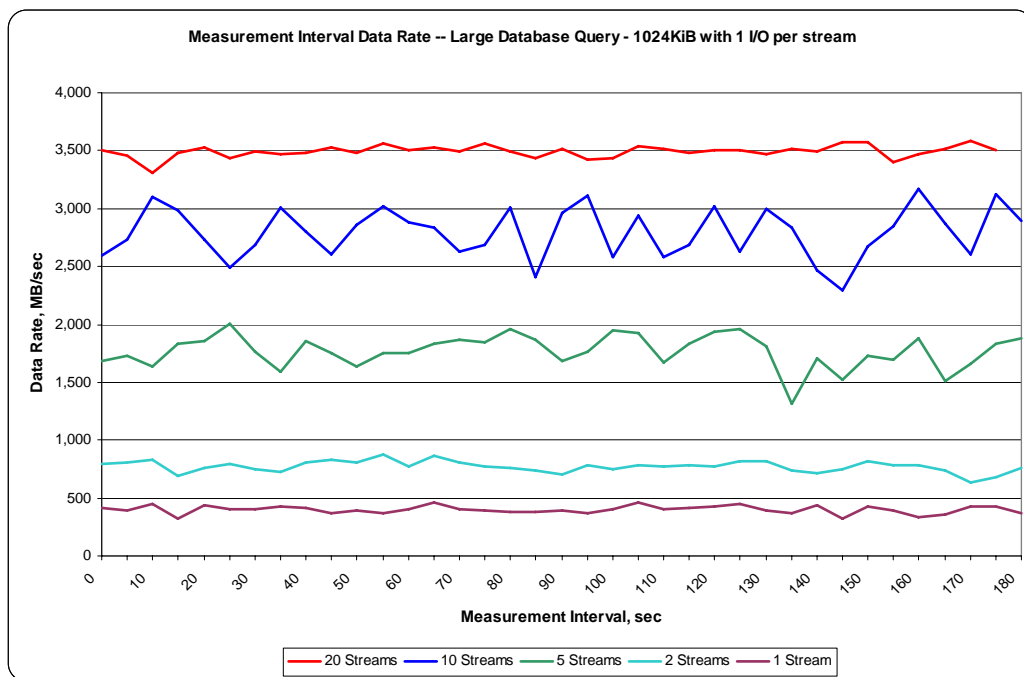
SPC-2 “Large Database Query/1024 KiB Transfer Size/1 Outstanding I/O” Test Run Data Measurement Interval, Run-Out, and Ramp-Down Periods

TR6				TR7				TR8				TR9				TR10			
Test Run Sequence Time	Data Rate, MB/sec	Data Rate / Stream, MB/sec	Response Time, ms	Test Run Sequence Time	Data Rate, MB/sec	Data Rate / Stream, MB/sec	Response Time, ms	Test Run Sequence Time	Data Rate, MB/sec	Data Rate / Stream, MB/sec	Response Time, ms	Test Run Sequence Time	Data Rate, MB/sec	Data Rate / Stream, MB/sec	Response Time, ms	Test Run Sequence Time	Data Rate, MB/sec	Data Rate / Stream, MB/sec	Response Time, ms
0:03:05	3,509.37	175.47	5.96	0:10:00	2,595.65	259.56	4.07	0:17:00	1,681.71	336.34	3.12	0:24:00	798.39	399.19	2.63	0:31:00	415.24	415.24	2.53
0:03:10	3,459.25	172.96	6.07	0:10:05	2,729.44	272.94	3.85	0:17:05	1,725.75	345.15	3.03	0:24:05	810.97	405.48	2.58	0:31:05	390.91	390.91	2.68
0:03:15	3,313.71	165.69	6.31	0:10:10	3,097.91	309.79	3.37	0:17:10	1,637.46	327.49	3.20	0:24:10	827.33	413.66	2.53	0:31:10	447.95	447.95	2.34
0:03:20	3,479.38	173.97	6.03	0:10:15	2,980.05	298.01	3.51	0:17:15	1,832.07	366.41	2.85	0:24:15	691.22	345.61	3.03	0:31:15	328.41	328.41	3.19
0:03:25	3,525.73	176.29	5.96	0:10:20	2,737.41	273.74	3.83	0:17:20	1,854.51	370.90	2.83	0:24:20	761.06	380.53	2.75	0:31:20	436.84	436.84	2.40
0:03:30	3,433.67	171.68	6.09	0:10:25	2,489.95	248.99	4.21	0:17:25	2,007.18	401.44	2.60	0:24:25	790.84	395.42	2.64	0:31:25	404.12	404.12	2.59
0:03:35	3,490.29	174.51	6.01	0:10:30	2,688.97	268.90	3.89	0:17:30	1,766.43	353.29	2.96	0:24:30	748.89	374.45	2.80	0:31:30	403.91	403.91	2.59
0:03:40	3,470.37	173.52	6.04	0:10:35	3,007.74	300.77	3.47	0:17:35	1,594.67	318.93	3.29	0:24:35	727.50	363.75	2.88	0:31:35	421.32	421.32	2.49
0:03:45	3,477.29	173.86	6.02	0:10:40	2,806.41	280.64	3.74	0:17:40	1,851.16	370.23	2.82	0:24:40	802.58	401.29	2.61	0:31:40	413.98	413.98	2.53
0:03:50	3,531.39	176.57	5.93	0:10:45	2,602.15	260.21	4.02	0:17:45	1,752.38	350.48	2.98	0:24:45	834.04	417.02	2.51	0:31:45	369.10	369.10	2.84
0:03:55	3,483.37	174.17	6.02	0:10:50	2,853.18	285.32	3.65	0:17:50	1,636.62	327.32	3.20	0:24:50	811.60	405.80	2.58	0:31:50	392.80	392.80	2.67
0:04:00	3,562.43	178.12	5.86	0:10:55	3,024.51	302.45	3.49	0:17:55	1,752.59	350.52	2.98	0:24:55	875.56	437.78	2.39	0:31:55	365.11	365.11	2.87
0:04:05	3,508.95	175.45	5.99	0:11:00	2,886.31	288.63	3.63	0:18:00	1,746.72	349.34	3.01	0:25:00	774.48	387.24	2.70	0:32:00	397.83	397.83	2.63
0:04:10	3,525.10	176.26	5.95	0:11:05	2,841.22	284.12	3.69	0:18:05	1,832.28	366.46	2.86	0:25:05	862.98	431.49	2.43	0:32:05	461.37	461.37	2.27
0:04:15	3,489.45	174.47	6.02	0:11:10	2,627.94	262.79	3.99	0:18:10	1,863.95	372.79	2.81	0:25:10	802.58	401.29	2.61	0:32:10	405.59	405.59	2.58
0:04:20	3,559.29	177.96	5.86	0:11:15	2,683.73	268.37	3.90	0:18:15	1,842.77	368.55	2.84	0:25:15	777.41	388.71	2.69	0:32:15	390.70	390.70	2.68
0:04:25	3,495.53	174.78	5.99	0:11:20	3,011.72	301.17	3.47	0:18:20	1,958.74	391.75	2.67	0:25:20	760.01	380.00	2.76	0:32:20	378.54	378.54	2.76
0:04:30	3,430.31	171.52	6.13	0:11:25	2,413.82	241.38	4.35	0:18:25	1,867.51	373.50	2.80	0:25:25	734.00	367.00	2.85	0:32:25	385.25	385.25	2.72
0:04:35	3,517.76	175.89	5.95	0:11:30	2,967.89	296.79	3.53	0:18:30	1,684.64	336.93	3.11	0:25:30	705.06	352.53	2.97	0:32:30	390.91	390.91	2.68
0:04:40	3,417.94	170.90	6.13	0:11:35	3,111.96	311.20	3.33	0:18:35	1,764.12	352.82	2.96	0:25:35	784.33	392.17	2.66	0:32:35	363.23	363.23	2.88
0:04:45	3,433.25	171.66	6.11	0:11:40	2,582.43	258.24	4.10	0:18:40	1,953.29	390.66	2.68	0:25:40	754.35	377.17	2.78	0:32:40	401.39	401.39	2.61
0:04:50	3,543.35	177.17	5.92	0:11:45	2,936.85	293.69	3.56	0:18:45	1,930.22	386.04	2.71	0:25:45	788.32	394.16	2.66	0:32:45	466.83	466.83	2.24
0:04:55	3,519.44	175.97	5.94	0:11:50	2,580.96	258.10	4.07	0:18:50	1,666.40	333.28	3.14	0:25:50	774.90	387.45	2.70	0:32:50	398.25	398.25	2.62
0:05:00	3,485.26	174.26	6.00	0:11:55	2,682.89	268.29	3.90	0:18:55	1,829.97	365.99	2.85	0:25:55	782.66	391.33	2.67	0:32:55	416.70	416.70	2.52
0:05:05	3,499.73	174.99	6.01	0:12:00	3,015.29	301.53	3.48	0:19:00	1,938.40	387.68	2.71	0:26:00	774.48	387.24	2.70	0:33:00	430.13	430.13	2.43
0:05:10	3,502.03	175.10	5.99	0:12:05	2,631.72	263.17	3.97	0:19:05	1,955.80	391.16	2.68	0:26:05	821.66	410.83	2.55	0:33:05	445.64	445.64	2.35
0:05:15	3,472.67	173.63	6.02	0:12:10	2,997.88	299.79	3.50	0:19:10	1,806.07	361.21	2.89	0:26:10	819.15	409.57	2.56	0:33:10	392.17	392.17	2.67
0:05:20	3,518.60	175.93	5.94	0:12:15	2,840.17	284.02	3.67	0:19:15	1,313.87	262.77	3.99	0:26:15	740.71	370.36	2.83	0:33:15	369.10	369.10	2.83
0:05:25	3,496.58	174.83	6.03	0:12:20	2,464.36	246.44	4.25	0:19:20	1,703.94	340.79	3.02	0:26:20	710.52	355.26	2.95	0:33:20	432.43	432.43	2.42
0:05:30	3,571.66	178.58	5.85	0:12:25	2,291.56	229.16	4.54	0:19:25	1,523.37	304.67	3.50	0:26:25	748.47	374.24	2.80	0:33:25	321.28	321.28	3.26
0:05:35	3,578.79	178.94	5.85	0:12:30	2,670.30	267.03	3.90	0:19:30	1,731.20	346.24	3.03	0:26:30	812.86	406.43	2.58	0:33:30	431.80	431.80	2.42
0:05:40	3,395.50	169.77	6.17	0:12:35	2,844.37	284.44	3.74	0:19:35	1,688.84	337.77	3.10	0:26:35	789.58	394.79	2.65	0:33:35	392.17	392.17	2.68
0:05:45	3,468.90	173.44	6.05	0:12:40	3,169.22	316.92	3.30	0:19:40	1,880.73	376.15	2.74	0:26:40	786.22	393.11	2.66	0:33:40	338.27	338.27	3.10
0:05:50	3,516.92	175.85	5.95	0:12:45	2,875.41	287.54	3.63	0:19:45	1,508.27	301.65	3.50	0:26:45	736.31	368.16	2.85	0:33:45	354.42	354.42	2.95
0:05:55	3,584.87	179.24	5.83	0:12:50	2,608.86	260.89	4.03	0:19:50	1,662.83	332.57	3.16	0:26:50	633.76	316.88	3.30	0:33:50	422.37	422.37	2.48
0:06:00	3,506.86	175.34	5.96	0:12:55	3,123.71	312.37	3.35	0:19:55	1,830.60	366.12	2.85	0:26:55	682.41	341.21	3.05	0:33:55	425.30	425.30	2.45
0:06:05	3,410.18	170.51	6.16	0:13:00	2,892.39	289.24	3.61	0:20:00	1,880.10	376.02	2.78	0:27:00	759.80	379.90	2.77	0:34:00	363.65	363.65	2.89
0:06:10	3,371.38	168.57	6.21	0:13:05	2,468.35	246.83	4.23	0:20:05	1,895.20	379.04	2.78	0:27:05	839.07	419.54	2.49	0:34:05	463.47	463.47	2.26
0:06:15	3,540.41	177.02	5.91	0:13:10	2,392.22	239.22	4.41	0:20:10	1,872.97	374.59	2.79	0:27:10	772.80	386.40	2.71	0:34:10	439.98	439.98	2.38
0:06:20	3,536.01	176.80	5.93	0:13:15	3,064.36	306.44	3.41	0:20:15	1,923.30	384.66	2.73	0:27:15	862.14	431.07	2.43	0:34:15	422.37	422.37	2.48
0:06:25	3,436.18	171.81	6.10	0:13:20	2,731.75	273.18	3.82	0:20:20	1,932.53	386.51	2.71	0:27:20	754.56	377.28	2.77	0:34:20	389.65	389.65	2.69
0:06:30	3,501.82	175.09	5.99	0:13:25	2,879.39	287.94	3.66	0:20:25	1,723.65	344.73	3.03	0:27:25	777.83	388.92	2.69	0:34:25	451.94	451.94	2.32
0:06:35	3,510.21	175.51	5.93	0:13:30	3,115.11	311.51	3.34	0:20:30	1,547.49	309.50	3.39	0:27:30	737.15	368.57	2.84	0:34:30	364.90	364.90	2.87
0:06:40	0.00	0.00	0.00	0:13:35	3,262.96	326.30	3.23	0:20:35	1,863.74	372.75	2.81	0:27:35	761.27	380.63	2.75	0:34:35	346.45	346.45	3.02
0:06:45	0.00	0.00	0.00	0:13:40	2,928.04	292.80	3.55	0:20:40	1,931.90	386.38	2.70	0:27:40	756.44	378.22	2.76	0:34:40	449.84	449.84	2.32
0:06:50				0:13:45	12.58	0.00	7.67	0:20:45	7.55	0.00	2.52	0:27:45	2.73	0.00	3.00	0:34:45	1.68	0.00	2.31
0:06:55				0:13:50	0.00	0.00	0.00	0:20:50	0.00	0.00	0.00	0:27:50	0.00	0.00	0.00	0:34:50	0.00	0.00	0.00
				0:13:55	0.00	0.00	0.00	0:20:55	0.00	0.00	0.00	0:27:55	0.00	0.00	0.00	0:34:55	0.00	0.00	0.00

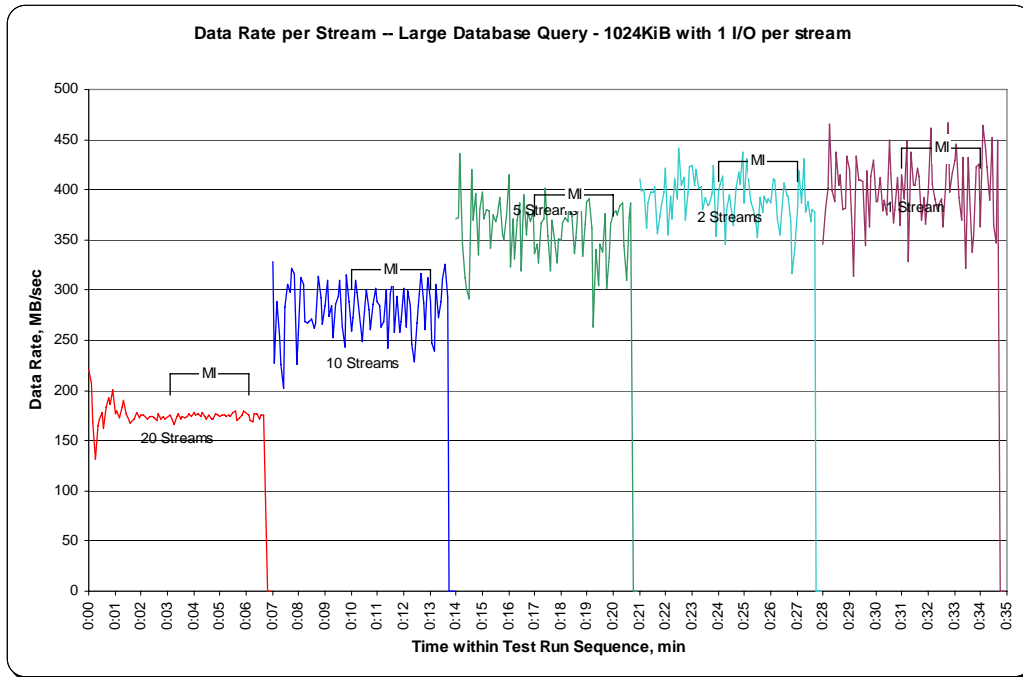
SPC-2 “Large Database Query/1024 KiB Transfer Size/1 Outstanding I/O” Average Data Rate Graph – Complete Test Run



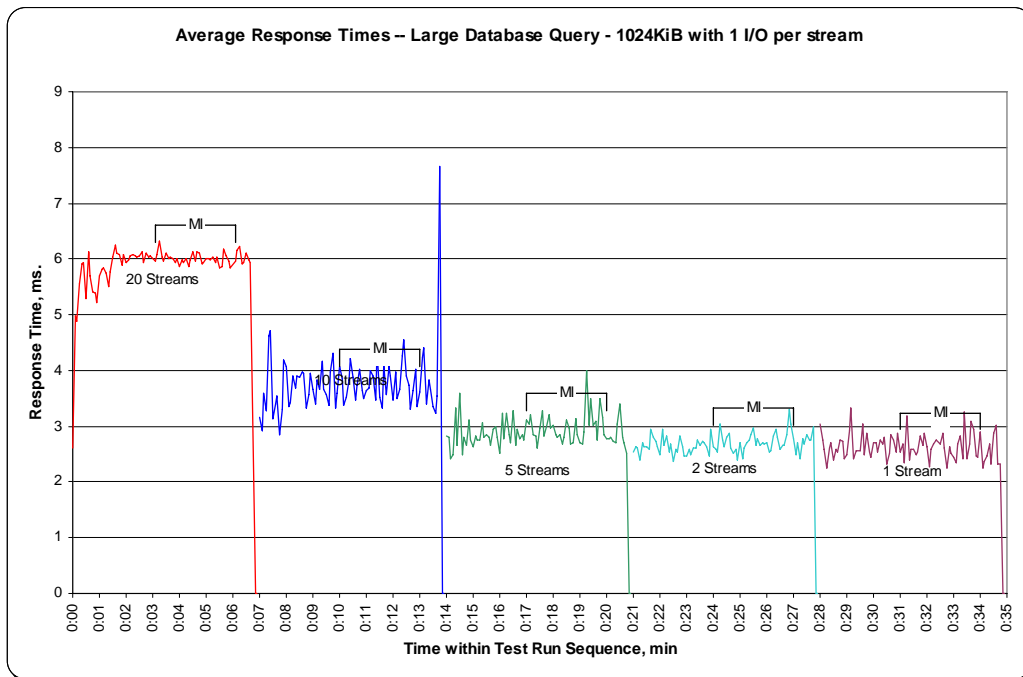
SPC-2 “Large Database Query/1024 KiB Transfer Size/1 Outstanding I/O” Average Data Rate Graph – Measurement Interval (MI) Only



SPC-2 “Large Database Query/1024 KiB Transfer Size/1 Outstanding I/O” Average Data Rate per Stream Graph



SPC-2 “Large Database Query/1024 KiB Transfer Size/1 Outstanding I/O” Average Response Time Graph



Large Database Query Test – 64 KiB TRANSFER SIZE Test Phase

Clause 10.6.8.2.1

5. A table that will contain the following information for each "64 KiB Transfer Size, 4 Outstanding I/Os" Test Run:
 - The number of Streams specified.
 - The average data rate, average data rate per stream, and average Response Time reported at five second intervals.
6. Average Data Rate (intervals), Average Data Rate per Stream (intervals), and Average Response Time (intervals) graphs for the "64 KiB Transfer Size, 4 Outstanding I/Os" Test Runs as specified in Clauses 10.1.4 – 10.1.6.
7. A table that will contain the following information for each "64 KiB Transfer Size, 1 Outstanding I/O" Test Run:
 - The number of Streams specified.
 - The average data rate, average data rate per stream, and average Response Time reported at five second intervals.
8. Average Data Rate (intervals), Average Data Rate per Stream (intervals), and Average Response Time (intervals) graphs for the "64 KiB Transfer Size, 1 Outstanding I/O" Test Runs as specified in Clauses 10.1.4 – 10.1.6.

The SPC-2 "Large DatabaseQuery/64 KiB TRANSFER SIZE/4 Outstanding I/Os" Test Run data is contained in the table that appears on the next page. That table is followed by graphs illustrating the average Data Rate, average Data Rate per Stream, and average Response Time produced by the same Test Runs. The table and graphs present the data at five-second intervals.

Immediately following the SPC-2 "Large DatabaseQuery/64 KiB TRANSFER SIZE/4 Outstanding I/Os" table and graphs will be the SPC-2 "Large DatabaseQuery/64 KiB TRANSFER SIZE/1 Outstanding I/O" table and graphs. The table contains the Test Run data and the graphs illustrate the average Data Rate, average Data Rate per Stream, and average Response Time produced by the Test Runs.

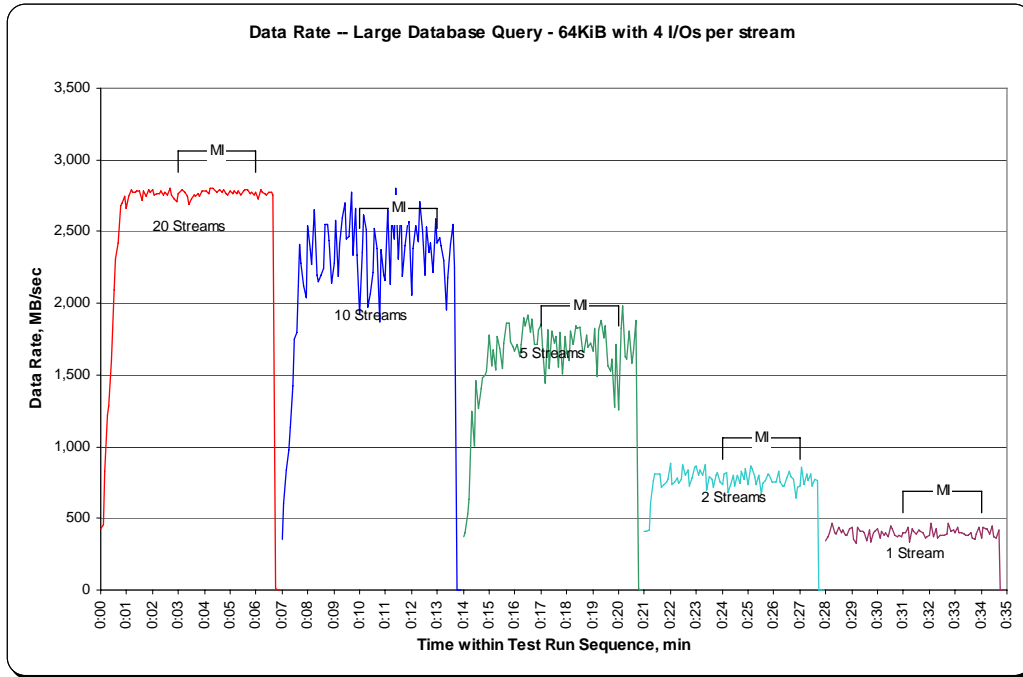
SPC-2 “Large Database Query/64 KiB Transfer Size/4 Outstanding I/Os” Test Run Data – Ramp-Up Period

TR11			TR12			TR13			TR14			TR15							
Test Run Sequence Time	20 Streams		Response Time, ms	Test Run Sequence Time	10 Streams		Response Time, ms	Test Run Sequence Time	5 Streams		Response Time, ms	Test Run Sequence Time	2 Streams		Response Time, ms	Test Run Sequence Time	1 Stream		Response Time, ms
	Data Rate, MB/sec	Data Rate / Stream, MB/sec			Data Rate, MB/sec	Data Rate / Stream, MB/sec			Data Rate, MB/sec	Data Rate / Stream, MB/sec			Data Rate, MB/sec	Data Rate / Stream, MB/sec			Data Rate, MB/sec	Data Rate / Stream, MB/sec	
0:00:00	429.72	429.72	0.60	0:07:00	352.59	352.59	0.74	0:14:00	370.32	370.32	0.70	0:21:00	412.82	412.82	0.63	0:28:00	343.03	343.03	0.76
0:00:05	453.09	226.54	1.13	0:07:05	609.42	304.71	0.66	0:14:05	395.89	395.89	0.65	0:21:05	406.34	406.34	0.64	0:28:05	374.57	374.57	0.69
0:00:10	830.00	166.00	1.38	0:07:10	841.82	280.61	0.85	0:14:10	531.94	265.97	0.56	0:21:10	419.76	419.76	0.62	0:28:10	402.14	402.14	0.64
0:00:15	1,214.78	202.46	1.23	0:07:15	977.25	244.31	0.97	0:14:15	630.42	210.14	0.98	0:21:15	610.73	305.37	0.59	0:28:15	468.38	468.38	0.55
0:00:20	1,280.73	182.96	1.35	0:07:20	1,132.44	226.49	1.14	0:14:20	1,244.36	311.09	0.64	0:21:20	764.74	382.37	0.67	0:28:20	396.17	396.17	0.65
0:00:25	1,604.45	145.86	1.41	0:07:25	1,427.89	237.98	0.93	0:14:25	1,002.70	250.68	1.04	0:21:25	812.28	406.14	0.64	0:28:25	386.42	386.42	0.67
0:00:30	2,090.45	160.80	1.41	0:07:30	1,751.13	291.86	0.89	0:14:30	1,457.62	364.40	0.71	0:21:30	811.71	405.86	0.64	0:28:30	436.61	436.61	0.59
0:00:35	2,307.70	164.84	1.52	0:07:35	1,800.03	257.15	0.91	0:14:35	1,267.29	316.82	0.82	0:21:35	806.38	403.19	0.64	0:28:35	397.20	397.20	0.65
0:00:40	2,423.37	161.56	1.54	0:07:40	2,406.84	267.43	0.89	0:14:40	1,405.63	351.41	0.74	0:21:40	716.22	358.11	0.72	0:28:40	418.60	418.60	0.62
0:00:45	2,684.83	157.93	1.58	0:07:45	2,282.04	253.56	1.03	0:14:45	1,477.55	369.39	0.70	0:21:45	733.92	366.96	0.71	0:28:45	379.08	379.08	0.68
0:00:50	2,696.51	149.81	1.71	0:07:50	2,120.76	235.64	1.11	0:14:50	1,498.83	374.71	0.69	0:21:50	749.68	374.84	0.69	0:28:50	379.01	379.01	0.68
0:00:55	2,743.83	152.43	1.72	0:07:55	2,035.98	203.60	1.16	0:14:55	1,526.62	381.66	0.68	0:21:55	770.19	385.09	0.67	0:28:55	428.13	428.13	0.61
0:01:00	2,662.27	140.12	1.77	0:08:00	2,540.47	254.05	1.02	0:15:00	1,777.04	355.41	0.67	0:22:00	880.41	440.20	0.59	0:29:00	436.57	436.57	0.59
0:01:05	2,748.70	137.43	1.87	0:08:05	2,375.56	237.56	1.10	0:15:05	1,563.33	312.67	0.83	0:22:05	738.82	369.41	0.70	0:29:05	350.91	350.91	0.74
0:01:10	2,788.83	139.44	1.88	0:08:10	2,270.38	227.04	1.15	0:15:10	1,676.16	335.23	0.77	0:22:10	749.42	374.71	0.69	0:29:10	324.11	324.11	0.80
0:01:15	2,772.81	138.64	1.88	0:08:15	2,655.19	265.52	0.98	0:15:15	1,539.82	307.96	0.84	0:22:15	782.25	391.12	0.66	0:29:15	433.81	433.81	0.60
0:01:20	2,772.60	138.63	1.88	0:08:20	2,199.35	219.93	1.18	0:15:20	1,764.96	352.99	0.74	0:22:20	749.30	374.65	0.69	0:29:20	413.58	413.58	0.63
0:01:25	2,787.59	139.38	1.87	0:08:25	2,154.45	215.44	1.21	0:15:25	1,688.69	337.74	0.77	0:22:25	772.89	386.45	0.67	0:29:25	407.75	407.75	0.64
0:01:30	2,779.83	138.99	1.88	0:08:30	2,199.81	219.98	1.18	0:15:30	1,541.20	308.24	0.84	0:22:30	874.41	437.20	0.59	0:29:30	404.07	404.07	0.64
0:01:35	2,715.55	135.78	1.92	0:08:35	2,243.95	224.40	1.16	0:15:35	1,724.26	344.85	0.75	0:22:35	797.32	398.66	0.65	0:29:35	342.67	342.67	0.76
0:01:40	2,786.13	139.31	1.88	0:08:40	2,547.04	254.70	1.02	0:15:40	1,864.68	372.94	0.70	0:22:40	836.45	418.22	0.62	0:29:40	419.28	419.28	0.62
0:01:45	2,748.88	137.44	1.90	0:08:45	2,546.37	254.64	1.02	0:15:45	1,859.92	371.98	0.70	0:22:45	729.02	364.51	0.71	0:29:45	335.57	335.57	0.77
0:01:50	2,793.92	139.70	1.87	0:08:50	2,439.70	243.97	1.07	0:15:50	1,729.05	345.81	0.75	0:22:50	780.13	390.07	0.66	0:29:50	404.73	404.73	0.64
0:01:55	2,774.18	138.71	1.88	0:08:55	2,138.56	213.86	1.22	0:15:55	1,692.07	338.41	0.77	0:22:55	852.17	426.08	0.61	0:29:55	410.67	410.67	0.63
0:02:00	2,794.98	139.75	1.87	0:09:00	2,276.69	227.67	1.15	0:16:00	1,670.76	334.15	0.78	0:23:00	866.94	433.47	0.60	0:30:00	425.81	425.81	0.61
0:02:05	2,753.81	137.69	1.90	0:09:05	2,576.46	257.65	1.01	0:16:05	1,711.54	342.31	0.76	0:23:05	804.05	402.02	0.64	0:30:05	361.65	361.65	0.72
0:02:10	2,762.36	138.12	1.89	0:09:10	2,189.47	218.95	1.19	0:16:10	1,632.49	326.50	0.80	0:23:10	839.27	419.63	0.62	0:30:10	408.10	408.10	0.64
0:02:15	2,766.25	138.31	1.89	0:09:15	2,414.43	241.44	1.08	0:16:15	1,714.42	342.88	0.76	0:23:15	796.37	398.19	0.65	0:30:15	379.49	379.49	0.68
0:02:20	2,787.24	139.36	1.88	0:09:20	2,599.90	259.99	1.00	0:16:20	1,901.12	380.22	0.68	0:23:20	877.92	438.96	0.59	0:30:20	404.35	404.35	0.64
0:02:25	2,755.56	137.78	1.90	0:09:25	2,701.44	270.14	0.96	0:16:25	1,842.64	368.53	0.70	0:23:25	699.60	349.80	0.74	0:30:25	370.78	370.78	0.70
0:02:30	2,778.58	138.93	1.88	0:09:30	2,450.02	245.00	1.06	0:16:30	1,917.12	383.42	0.68	0:23:30	789.80	394.90	0.66	0:30:30	443.25	443.25	0.58
0:02:35	2,753.60	137.68	1.90	0:09:35	2,465.16	246.52	1.06	0:16:35	1,794.93	358.99	0.72	0:23:35	772.30	386.15	0.67	0:30:35	423.62	423.62	0.61
0:02:40	2,800.45	140.02	1.87	0:09:40	2,771.24	277.12	0.94	0:16:40	1,889.89	377.98	0.69	0:23:40	712.83	356.42	0.73	0:30:40	385.25	385.25	0.67
0:02:45	2,755.46	137.77	1.90	0:09:45	2,331.94	233.19	1.12	0:16:45	1,710.71	342.14	0.76	0:23:45	802.07	401.03	0.65	0:30:45	372.44	372.44	0.70
0:02:50	2,725.47	136.27	1.92	0:09:50	2,664.38	266.44	0.98	0:16:50	1,712.95	342.59	0.76	0:23:50	822.04	411.02	0.63	0:30:50	384.63	384.63	0.68
0:02:55	2,709.72	135.49	1.93	0:09:55	2,334.11	233.41	1.11	0:16:55	1,816.85	363.37	0.71	0:23:55	751.93	375.97	0.69	0:30:55	373.70	373.70	0.69

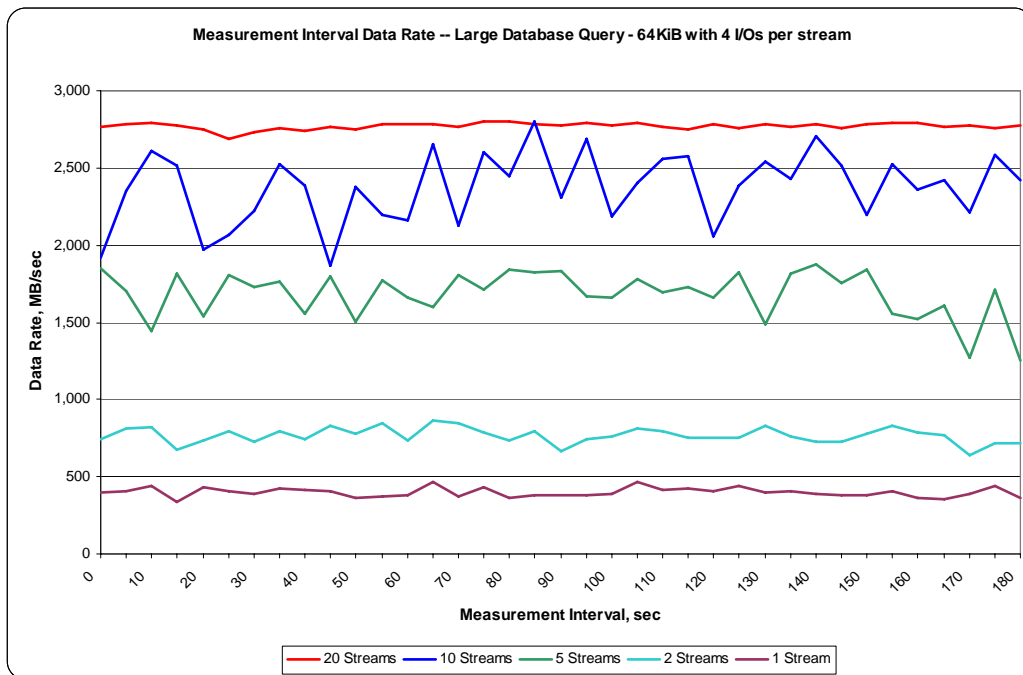
SPC-2 “Large Database Query/64 KiB Transfer Size/4 Outstanding I/Os” Test Run Data Measurement Interval, Run-Out, and Ramp-Down Periods

TR11				TR12				TR13				TR14				TR15			
Test Run Sequence Time	20 Streams		Response Time, ms	Test Run Sequence Time	10 Streams		Response Time, ms	Test Run Sequence Time	5 Streams		Response Time, ms	Test Run Sequence Time	2 Streams		Response Time, ms	Test Run Sequence Time	1 Stream		
	Data Rate, MB/sec	Data Rate / Stream, MB/sec			Data Rate, MB/sec	Data Rate / Stream, MB/sec			Data Rate, MB/sec	Data Rate / Stream, MB/sec			Data Rate, MB/sec	Data Rate / Stream, MB/sec			Data Rate, MB/sec	Data Rate / Stream, MB/sec	Data Rate, MB/sec
0:03:00	2,768.47	138.42	1.89	0:10:00	1,922.77	192.28	1.36	0:17:00	1,853.76	370.75	0.70	0:24:00	739.46	369.73	0.70	0:31:00	401.59	401.59	0.65
0:03:05	2,785.16	139.26	1.88	0:10:05	2,352.47	235.25	1.11	0:17:05	1,705.50	341.10	0.76	0:24:05	812.49	406.24	0.64	0:31:05	402.50	402.50	0.64
0:03:10	2,790.37	139.52	1.87	0:10:10	2,614.71	261.47	1.00	0:17:10	1,446.59	289.32	0.90	0:24:10	823.64	411.82	0.63	0:31:10	439.88	439.88	0.59
0:03:15	2,773.28	138.66	1.88	0:10:15	2,512.85	251.28	1.04	0:17:15	1,815.45	363.09	0.71	0:24:15	677.50	338.75	0.77	0:31:15	336.58	336.58	0.77
0:03:20	2,749.59	137.48	1.90	0:10:20	1,974.85	197.48	1.32	0:17:20	1,542.25	308.45	0.84	0:24:20	735.36	367.68	0.71	0:31:20	427.99	427.99	0.61
0:03:25	2,689.56	134.48	1.94	0:10:25	2,067.58	206.76	1.26	0:17:25	1,809.80	361.96	0.72	0:24:25	798.06	399.03	0.65	0:31:25	409.63	409.63	0.63
0:03:30	2,729.07	136.45	1.92	0:10:30	2,218.63	221.86	1.17	0:17:30	1,726.63	345.33	0.75	0:24:30	724.93	362.47	0.72	0:31:30	389.13	389.13	0.67
0:03:35	2,757.81	137.89	1.89	0:10:35	2,526.10	252.61	1.03	0:17:35	1,766.84	353.37	0.73	0:24:35	796.25	398.12	0.65	0:31:35	422.85	422.85	0.61
0:03:40	2,743.58	137.18	1.90	0:10:40	2,382.35	238.24	1.09	0:17:40	1,558.66	311.73	0.83	0:24:40	742.69	371.34	0.70	0:31:40	412.00	412.00	0.63
0:03:45	2,764.27	138.21	1.89	0:10:45	1,866.61	186.66	1.40	0:17:45	1,794.69	358.94	0.72	0:24:45	831.72	415.86	0.62	0:31:45	403.62	403.62	0.64
0:03:50	2,748.65	137.43	1.90	0:10:50	2,373.61	237.36	1.10	0:17:50	1,503.47	300.69	0.86	0:24:50	776.37	388.18	0.67	0:31:50	362.12	362.12	0.72
0:03:55	2,784.06	139.20	1.88	0:10:55	2,198.76	219.88	1.18	0:17:55	1,768.88	353.78	0.73	0:24:55	847.04	423.52	0.61	0:31:55	375.07	375.07	0.69
0:04:00	2,786.91	139.35	1.87	0:11:00	2,162.23	216.22	1.21	0:18:00	1,658.57	331.71	0.78	0:25:00	733.54	366.77	0.71	0:32:00	379.74	379.74	0.68
0:04:05	2,787.80	139.39	1.87	0:11:05	2,652.00	265.20	0.98	0:18:05	1,597.38	319.48	0.81	0:25:05	863.73	431.87	0.60	0:32:05	467.75	467.75	0.55
0:04:10	2,766.00	138.30	1.89	0:11:10	2,129.62	212.96	1.22	0:18:10	1,802.61	360.52	0.72	0:25:10	846.40	423.20	0.61	0:32:10	376.02	376.02	0.69
0:04:15	2,801.48	140.07	1.86	0:11:15	2,599.06	259.91	1.00	0:18:15	1,709.30	341.86	0.76	0:25:15	789.07	394.54	0.66	0:32:15	429.86	429.86	0.60
0:04:20	2,799.09	139.95	1.87	0:11:20	2,447.82	244.78	1.06	0:18:20	1,845.50	369.10	0.70	0:25:20	733.11	366.56	0.71	0:32:20	359.15	359.15	0.72
0:04:25	2,781.46	139.07	1.88	0:11:25	2,805.41	280.54	0.93	0:18:25	1,822.97	364.59	0.71	0:25:25	797.25	398.63	0.65	0:32:25	381.42	381.42	0.68
0:04:30	2,774.20	138.71	1.88	0:11:30	2,308.32	230.83	1.13	0:18:30	1,835.07	367.01	0.71	0:25:30	669.15	334.57	0.78	0:32:30	378.87	378.87	0.68
0:04:35	2,793.01	139.65	1.87	0:11:35	2,690.31	269.03	0.97	0:18:35	1,667.61	333.52	0.78	0:25:35	741.75	370.88	0.70	0:32:35	378.45	378.45	0.69
0:04:40	2,772.94	138.65	1.88	0:11:40	2,183.68	218.37	1.19	0:18:40	1,660.54	332.11	0.78	0:25:40	764.87	382.44	0.68	0:32:40	386.70	386.70	0.67
0:04:45	2,795.46	139.77	1.87	0:11:45	2,401.54	240.15	1.09	0:18:45	1,776.71	355.34	0.73	0:25:45	808.52	404.26	0.64	0:32:45	465.36	465.36	0.56
0:04:50	2,768.67	138.43	1.89	0:11:50	2,562.63	256.26	1.02	0:18:50	1,691.82	338.36	0.77	0:25:50	797.33	398.66	0.65	0:32:50	411.34	411.34	0.63
0:04:55	2,753.39	137.67	1.90	0:11:55	2,572.28	257.23	1.01	0:18:55	1,725.89	345.18	0.75	0:25:55	751.50	375.75	0.69	0:32:55	420.01	420.01	0.62
0:05:00	2,782.61	139.13	1.88	0:12:00	2,059.86	205.99	1.27	0:19:00	1,663.46	332.69	0.78	0:26:00	755.09	377.55	0.69	0:33:00	404.49	404.49	0.64
0:05:05	2,761.93	138.10	1.89	0:12:05	2,385.32	238.53	1.09	0:19:05	1,822.23	364.45	0.71	0:26:05	752.94	376.47	0.69	0:33:05	438.94	438.94	0.59
0:05:10	2,787.17	139.36	1.87	0:12:10	2,538.35	253.84	1.03	0:19:10	1,486.61	297.32	0.88	0:26:10	831.90	415.95	0.62	0:33:10	396.58	396.58	0.65
0:05:15	2,762.88	138.14	1.89	0:12:15	2,429.77	242.98	1.07	0:19:15	1,818.57	363.71	0.71	0:26:15	757.20	378.60	0.68	0:33:15	402.70	402.70	0.64
0:05:20	2,784.85	139.24	1.88	0:12:20	2,707.82	270.78	0.96	0:19:20	1,879.58	375.92	0.69	0:26:20	726.93	363.46	0.71	0:33:20	392.70	392.70	0.66
0:05:25	2,759.12	137.96	1.89	0:12:25	2,516.52	251.65	1.03	0:19:25	1,756.85	351.37	0.74	0:26:25	722.74	361.37	0.72	0:33:25	378.48	378.48	0.69
0:05:30	2,780.24	139.01	1.88	0:12:30	2,194.65	219.46	1.19	0:19:30	1,843.35	368.67	0.70	0:26:30	781.44	390.72	0.66	0:33:30	377.92	377.92	0.69
0:05:35	2,796.12	139.81	1.87	0:12:35	2,528.22	252.82	1.03	0:19:35	1,559.60	311.92	0.83	0:26:35	831.57	415.79	0.62	0:33:35	404.11	404.11	0.64
0:05:40	2,789.59	139.48	1.87	0:12:40	2,358.05	235.80	1.10	0:19:40	1,525.42	305.08	0.85	0:26:40	790.83	395.41	0.66	0:33:40	362.45	362.45	0.72
0:05:45	2,766.77	138.34	1.89	0:12:45	2,422.61	242.26	1.07	0:19:45	1,608.42	321.68	0.81	0:26:45	769.07	384.53	0.67	0:33:45	351.49	351.49	0.74
0:05:50	2,772.34	138.62	1.89	0:12:50	2,212.56	221.26	1.18	0:19:50	1,271.36	254.27	1.02	0:26:50	640.15	320.07	0.81	0:33:50	392.71	392.71	0.66
0:05:55	2,755.35	137.77	1.89	0:12:55	2,587.20	258.72	1.00	0:19:55	1,712.18	342.44	0.76	0:26:55	713.68	356.84	0.73	0:33:55	440.18	440.18	0.59
0:06:00	2,775.36	138.77	1.89	0:13:00	2,419.61	241.96	1.08	0:20:00	1,257.13	251.43	1.04	0:27:00	721.82	360.91	0.72	0:34:00	364.59	364.59	0.71
0:06:05	2,731.33	136.57	1.91	0:13:05	2,459.08	245.91	1.05	0:20:05	1,825.98	365.20	0.71	0:27:05	860.72	430.36	0.60	0:34:05	439.02	439.02	0.59
0:06:10	2,791.85	139.59	1.87	0:13:10	2,402.04	240.20	1.09	0:20:10	1,981.26	396.25	0.65	0:27:10	737.62	368.81	0.70	0:34:10	424.82	424.82	0.61
0:06:15	2,773.94	138.70	1.88	0:13:15	2,303.29	230.33	1.13	0:20:15	1,624.47	324.89	0.80	0:27:15	806.31	403.16	0.64	0:34:15	430.81	430.81	0.60
0:06:20	2,766.73	138.34	1.89	0:13:20	1,953.64	195.36	1.33	0:20:20	1,613.98	322.80	0.80	0:27:20	765.48	382.74	0.68	0:34:20	392.43	392.43	0.66
0:06:25	2,759.32	137.97	1.89	0:13:25	2,178.72	217.87	1.20	0:20:25	1,810.01	362.00	0.72	0:27:25	806.86	403.43	0.64	0:34:25	447.74	447.74	0.58
0:06:30	2,775.53	138.78	1.88	0:13:30	2,415.38	241.54	1.08	0:20:30	1,579.77	315.95	0.82	0:27:30	725.10	362.55	0.72	0:34:30	372.39	372.39	0.70
0:06:35	2,773.68	138.68	1.88	0:13:35	2,547.99	254.80	1.02	0:20:35	1,655.07	331.01	0.78	0:27:35	770.29	385.15	0.67	0:34:35	364.46	364.46	0.71
0:06:40	2,759.84	137.99	1.89	0:13:40	2,253.22	225.32	1.16	0:20:40	1,881.67	376.33	0.69	0:27:40	765.21	382.60	0.68	0:34:40	423.29	423.29	0.61
0:06:45	9.94	0.00	2.72	0:13:45	1.31	0.00	2.84	0:20:45	6.21	0.00	0.81	0:27:45	2.67	0.00	0.74	0:34:45	1.69	0.00	0.53
0:06:50	0.00	0.00	0.00	0:13:50	0.00	0.00	0.00	0:20:50	0.00	0.00	0.00	0:27:50	0.00	0.00	0.00	0:34:50	0.00	0.00	0.00
0:06:55	0.00	0.00	0.00	0:13:55	0.00	0.00	0.00	0:20:55	0.00	0.00	0.00	0:27:55	0.00	0.00	0.00	0:34:55	0.00	0.00	0.00

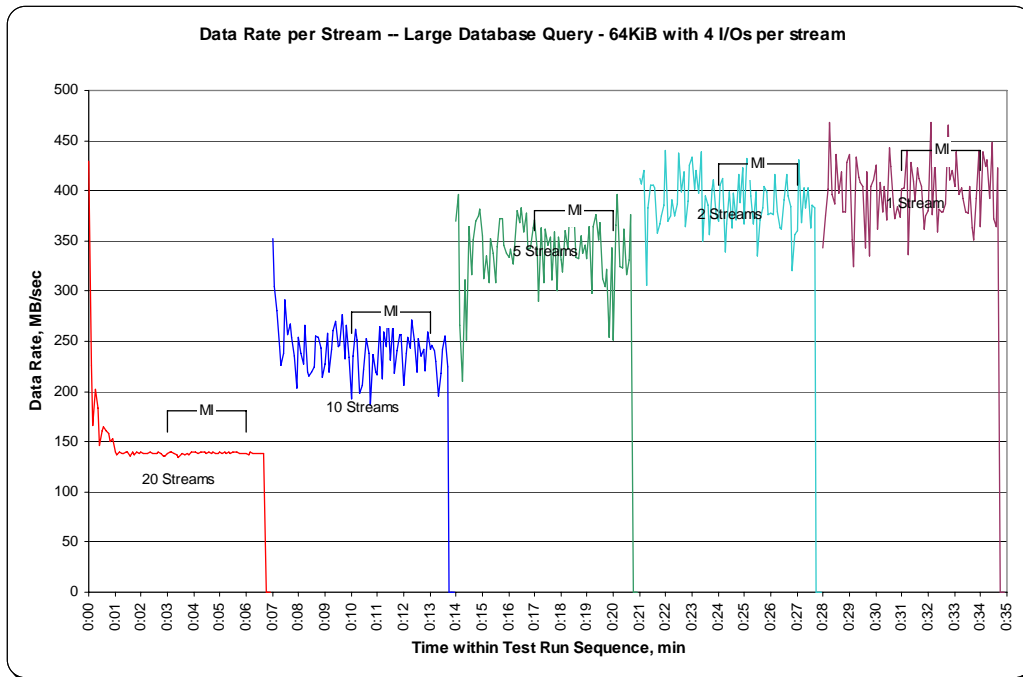
SPC-2 “Large Database Query/64 KiB Transfer Size/4 Outstanding I/Os” Average Data Rate Graph – Complete Test Run



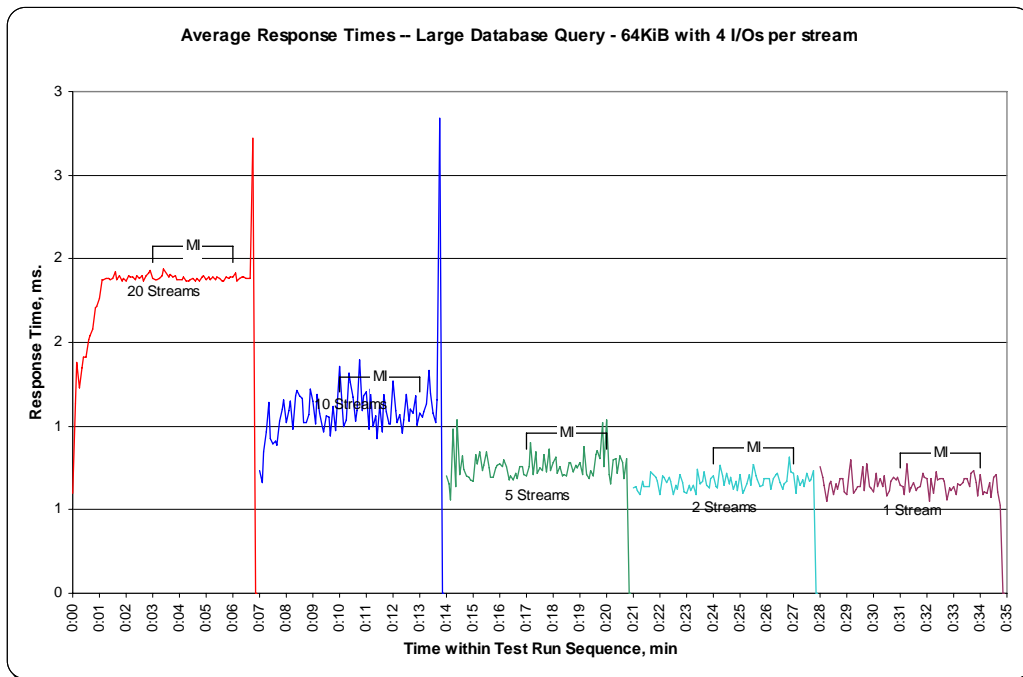
SPC-2 “Large Database Query/64 KiB Transfer Size/4 Outstanding I/Os” Average Data Rate Graph – Measurement Interval (MI) Only



SPC-2 “Large Database Query/64 KiB Transfer Size/4 Outstanding I/Os” Average Data Rate per Stream Graph



SPC-2 “Large Database Query/64 KiB Transfer Size/4 Outstanding I/Os” Average Response Time Graph



SPC-2 “Large Database Query/64 KiB Transfer Size/1 Outstanding I/O” Test Run Data – Ramp-Up Period

TR16				TR17				TR18				TR19				TR20			
Test Run Sequence Time	20 Streams		Response Time, ms	Test Run Sequence Time	10 Streams		Response Time, ms	Test Run Sequence Time	5 Streams		Response Time, ms	Test Run Sequence Time	2 Streams		Response Time, ms	Test Run Sequence Time	1 Stream		Response Time, ms
	Data Rate, MB/sec	Data Rate / Stream, MB/sec			Data Rate, MB/sec	Data Rate / Stream, MB/sec			Data Rate, MB/sec	Data Rate / Stream, MB/sec			Data Rate, MB/sec	Data Rate / Stream, MB/sec			Data Rate, MB/sec	Data Rate / Stream, MB/sec	
0:00:00	667.65	133.53	0.31	0:07:00	680.58	226.86	0.20	0:14:00	335.27	335.27	0.19	0:21:00	344.45	344.45	0.19	0:28:00	321.90	321.90	0.20
0:00:05	1,210.83	172.98	0.32	0:07:05	944.65	314.88	0.20	0:14:05	327.90	327.90	0.20	0:21:05	338.00	338.00	0.19	0:28:05	328.68	328.68	0.19
0:00:10	1,293.32	143.70	0.38	0:07:10	958.84	239.71	0.21	0:14:10	385.06	192.53	0.19	0:21:10	317.63	317.63	0.20	0:28:10	326.65	326.65	0.20
0:00:15	1,558.75	155.88	0.39	0:07:15	915.98	183.20	0.31	0:14:15	781.99	260.66	0.19	0:21:15	477.50	238.75	0.19	0:28:15	345.78	345.78	0.19
0:00:20	1,919.80	147.68	0.38	0:07:20	1,185.40	169.34	0.30	0:14:20	934.54	233.64	0.21	0:21:20	665.89	332.94	0.19	0:28:20	348.35	348.35	0.18
0:00:25	2,288.53	176.04	0.37	0:07:25	1,796.67	256.67	0.25	0:14:25	1,092.40	273.10	0.23	0:21:25	642.86	321.43	0.20	0:28:25	337.94	337.94	0.19
0:00:30	2,154.26	153.88	0.41	0:07:30	1,607.59	229.66	0.28	0:14:30	899.05	224.76	0.29	0:21:30	643.73	321.87	0.20	0:28:30	331.73	331.73	0.19
0:00:35	2,301.16	164.37	0.39	0:07:35	1,721.56	245.94	0.26	0:14:35	1,200.98	300.24	0.21	0:21:35	661.18	330.59	0.19	0:28:35	345.74	345.74	0.19
0:00:40	2,241.48	160.11	0.40	0:07:40	1,997.29	285.33	0.22	0:14:40	1,059.37	264.84	0.24	0:21:40	669.29	334.64	0.19	0:28:40	347.54	347.54	0.18
0:00:45	2,220.55	158.61	0.41	0:07:45	1,701.02	243.00	0.26	0:14:45	1,198.10	299.53	0.21	0:21:45	637.70	318.85	0.20	0:28:45	340.72	340.72	0.19
0:00:50	2,345.54	156.37	0.41	0:07:50	1,406.41	200.92	0.32	0:14:50	1,237.80	309.45	0.21	0:21:50	629.59	314.79	0.20	0:28:50	346.36	346.36	0.19
0:00:55	2,332.37	155.49	0.42	0:07:55	1,656.91	236.70	0.27	0:14:55	1,208.26	302.07	0.21	0:21:55	651.33	325.67	0.20	0:28:55	336.55	336.55	0.19
0:01:00	2,597.73	144.32	0.42	0:08:00	1,836.53	204.06	0.27	0:15:00	1,390.75	278.15	0.21	0:22:00	650.03	325.02	0.20	0:29:00	340.17	340.17	0.19
0:01:05	2,721.78	151.21	0.43	0:08:05	2,124.73	236.08	0.27	0:15:05	1,511.06	302.21	0.21	0:22:05	664.50	332.25	0.19	0:29:05	347.71	347.71	0.18
0:01:10	2,837.01	149.32	0.43	0:08:10	2,229.57	222.96	0.28	0:15:10	1,557.36	311.47	0.21	0:22:10	661.04	330.52	0.19	0:29:10	346.92	346.92	0.18
0:01:15	2,908.37	153.07	0.42	0:08:15	2,043.79	204.38	0.32	0:15:15	1,407.11	281.42	0.23	0:22:15	647.87	323.94	0.20	0:29:15	307.77	307.77	0.21
0:01:20	2,888.04	144.40	0.43	0:08:20	2,198.08	219.81	0.29	0:15:20	1,460.24	292.05	0.22	0:22:20	621.72	310.86	0.21	0:29:20	313.12	313.12	0.21
0:01:25	2,865.71	143.29	0.45	0:08:25	2,045.16	204.52	0.32	0:15:25	1,438.56	287.71	0.22	0:22:25	651.49	325.75	0.20	0:29:25	289.03	289.03	0.22
0:01:30	2,937.19	146.86	0.44	0:08:30	2,171.30	217.13	0.30	0:15:30	1,335.01	267.00	0.24	0:22:30	624.65	312.32	0.21	0:29:30	345.82	345.82	0.19
0:01:35	2,889.37	144.47	0.45	0:08:35	2,145.40	214.54	0.30	0:15:35	1,406.19	281.24	0.23	0:22:35	645.24	322.62	0.20	0:29:35	345.20	345.20	0.19
0:01:40	2,878.29	143.91	0.45	0:08:40	2,124.92	212.49	0.30	0:15:40	1,431.52	286.30	0.22	0:22:40	652.52	326.26	0.20	0:29:40	333.12	333.12	0.19
0:01:45	2,834.28	141.71	0.46	0:08:45	2,310.11	231.01	0.28	0:15:45	1,440.80	288.16	0.22	0:22:45	668.95	334.47	0.19	0:29:45	324.22	324.22	0.20
0:01:50	2,860.98	143.05	0.45	0:08:50	2,190.94	219.09	0.29	0:15:50	1,103.06	220.61	0.29	0:22:50	666.52	333.26	0.19	0:29:50	326.86	326.86	0.20
0:01:55	2,812.20	140.61	0.46	0:08:55	2,329.74	232.97	0.28	0:15:55	1,476.87	295.37	0.22	0:22:55	641.05	320.52	0.20	0:29:55	328.50	328.50	0.20
0:02:00	2,845.92	142.30	0.46	0:09:00	2,455.41	245.54	0.26	0:16:00	1,401.02	280.20	0.23	0:23:00	658.48	329.24	0.19	0:30:00	347.31	347.31	0.18
0:02:05	2,831.31	141.57	0.46	0:09:05	2,444.81	244.48	0.26	0:16:05	1,478.37	295.67	0.22	0:23:05	626.01	313.01	0.21	0:30:05	294.36	294.36	0.22
0:02:10	2,859.45	142.97	0.45	0:09:10	2,094.38	209.44	0.31	0:16:10	1,474.07	294.81	0.22	0:23:10	651.59	325.79	0.20	0:30:10	340.15	340.15	0.19
0:02:15	2,928.24	146.41	0.44	0:09:15	2,116.71	211.67	0.30	0:16:15	1,463.96	292.79	0.22	0:23:15	674.21	337.11	0.19	0:30:15	340.18	340.18	0.19
0:02:20	2,939.18	146.96	0.44	0:09:20	2,156.21	215.62	0.30	0:16:20	1,441.73	288.35	0.22	0:23:20	660.87	330.43	0.19	0:30:20	342.49	342.49	0.19
0:02:25	2,870.10	143.50	0.45	0:09:25	2,145.80	214.58	0.30	0:16:25	1,333.56	266.71	0.24	0:23:25	665.32	332.66	0.19	0:30:25	302.94	302.94	0.21
0:02:30	2,814.01	140.70	0.46	0:09:30	2,268.74	226.87	0.28	0:16:30	1,482.43	296.49	0.22	0:23:30	668.07	334.03	0.19	0:30:30	331.86	331.86	0.19
0:02:35	2,929.03	146.45	0.44	0:09:35	2,147.22	214.72	0.30	0:16:35	1,515.51	303.10	0.21	0:23:35	655.66	327.83	0.20	0:30:35	327.98	327.98	0.20
0:02:40	2,879.16	143.96	0.45	0:09:40	2,221.46	222.15	0.29	0:16:40	1,302.49	260.50	0.25	0:23:40	664.44	332.22	0.19	0:30:40	330.51	330.51	0.19
0:02:45	2,861.58	143.08	0.45	0:09:45	2,209.23	220.92	0.29	0:16:45	1,455.96	291.19	0.22	0:23:45	643.42	321.71	0.20	0:30:45	346.62	346.62	0.18
0:02:50	2,949.64	147.48	0.44	0:09:50	2,406.90	240.69	0.27	0:16:50	1,491.23	298.25	0.22	0:23:50	654.68	327.34	0.20	0:30:50	322.34	322.34	0.20
0:02:55	2,886.26	144.31	0.45	0:09:55	2,261.69	226.17	0.28	0:16:55	1,450.79	290.16	0.22	0:23:55	633.51	316.75	0.20	0:30:55	333.50	333.50	0.19

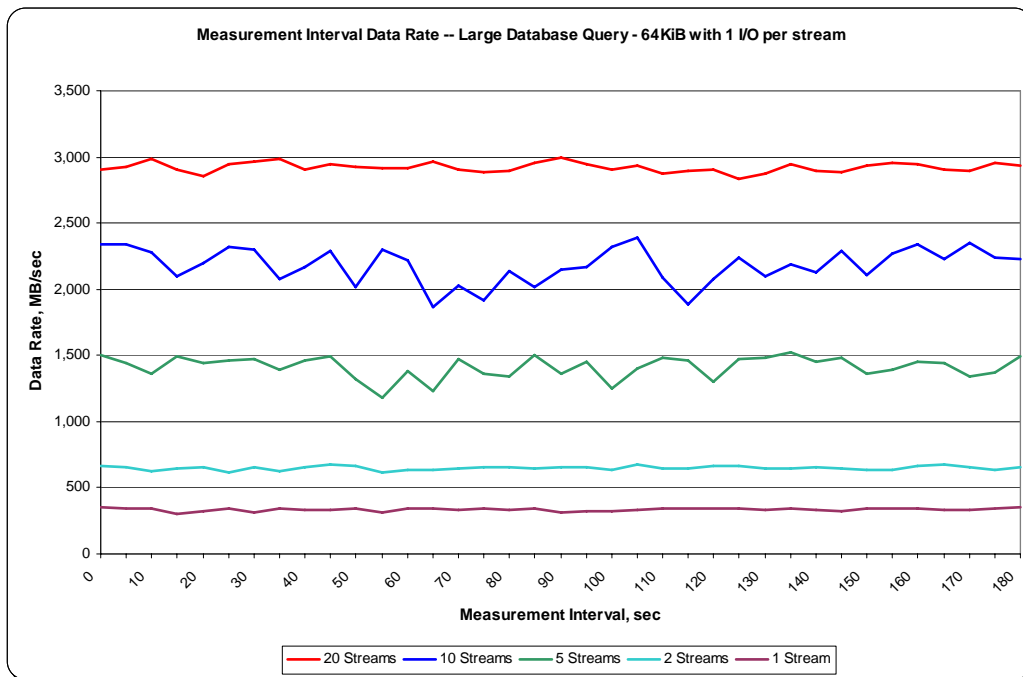
SPC-2 “Large Database Query/64 KiB Transfer Size/1 Outstanding I/O” Test Run Data Measurement Interval, Run-Out, and Ramp-Down Period

TR16				TR17				TR18				TR19				TR20			
Test Run Sequence Time	20 Streams			Test Run Sequence Time	10 Streams			Test Run Sequence Time	5 Streams			Test Run Sequence Time	2 Streams			Test Run Sequence Time	1 Stream		
	Data Rate, MB/sec	Data Rate / Stream, MB/sec	Response Time, ms		Data Rate, MB/sec	Data Rate / Stream, MB/sec	Response Time, ms		Data Rate, MB/sec	Data Rate / Stream, MB/sec	Response Time, ms		Data Rate, MB/sec	Data Rate / Stream, MB/sec	Response Time, ms		Data Rate, MB/sec	Data Rate / Stream, MB/sec	Response Time, ms
0:03:00	2,903.77	145.19	0.45	0:10:00	2,335.55	233.55	0.28	0:17:00	1,504.81	300.96	0.21	0:24:00	662.30	331.15	0.19	0:31:00	349.02	349.02	0.18
0:03:05	2,923.23	146.16	0.44	0:10:05	2,338.38	233.84	0.27	0:17:05	1,444.79	288.96	0.22	0:24:05	651.16	325.58	0.20	0:31:05	346.09	346.09	0.19
0:03:10	2,986.98	149.35	0.43	0:10:10	2,284.36	228.44	0.28	0:17:10	1,365.48	273.10	0.24	0:24:10	620.81	310.40	0.21	0:31:10	346.67	346.67	0.18
0:03:15	2,900.72	145.04	0.45	0:10:15	2,098.77	209.88	0.31	0:17:15	1,491.41	298.28	0.22	0:24:15	647.58	323.79	0.20	0:31:15	305.13	305.13	0.21
0:03:20	2,854.98	142.75	0.45	0:10:20	2,200.50	220.05	0.29	0:17:20	1,445.51	289.10	0.22	0:24:20	650.77	325.38	0.20	0:31:20	324.06	324.06	0.20
0:03:25	2,940.86	147.04	0.44	0:10:25	2,318.03	231.80	0.28	0:17:25	1,457.57	291.51	0.22	0:24:25	612.81	306.40	0.21	0:31:25	346.83	346.83	0.18
0:03:30	2,960.50	148.02	0.44	0:10:30	2,295.14	229.51	0.28	0:17:30	1,471.52	294.30	0.22	0:24:30	659.66	329.83	0.19	0:31:30	313.36	313.36	0.21
0:03:35	2,980.89	149.04	0.43	0:10:35	2,075.87	207.59	0.31	0:17:35	1,393.60	278.72	0.23	0:24:35	621.83	310.91	0.21	0:31:35	338.08	338.08	0.19
0:03:40	2,908.75	145.44	0.45	0:10:40	2,173.07	217.31	0.30	0:17:40	1,462.47	292.49	0.22	0:24:40	656.29	328.15	0.20	0:31:40	336.87	336.87	0.19
0:03:45	2,946.29	147.31	0.44	0:10:45	2,286.12	228.61	0.28	0:17:45	1,493.30	298.66	0.22	0:24:45	672.34	336.17	0.19	0:31:45	337.58	337.58	0.19
0:03:50	2,925.46	146.27	0.44	0:10:50	2,016.47	201.65	0.32	0:17:50	1,323.04	264.61	0.24	0:24:50	660.82	330.41	0.19	0:31:50	338.12	338.12	0.19
0:03:55	2,914.77	145.74	0.44	0:10:55	2,295.86	229.59	0.28	0:17:55	1,181.80	236.36	0.27	0:24:55	617.28	308.64	0.21	0:31:55	311.20	311.20	0.21
0:04:00	2,918.77	145.94	0.44	0:11:00	2,216.84	221.68	0.29	0:18:00	1,385.28	277.06	0.23	0:25:00	631.34	315.67	0.20	0:32:00	347.97	347.97	0.18
0:04:05	2,967.60	148.38	0.44	0:11:05	1,867.83	186.78	0.35	0:18:05	1,225.63	245.13	0.26	0:25:05	637.05	318.53	0.20	0:32:05	345.21	345.21	0.19
0:04:10	2,900.11	145.01	0.45	0:11:10	2,024.81	202.48	0.32	0:18:10	1,477.33	295.47	0.22	0:25:10	647.52	323.76	0.20	0:32:10	333.34	333.34	0.19
0:04:15	2,884.32	144.22	0.45	0:11:15	1,918.87	191.89	0.34	0:18:15	1,362.29	272.46	0.24	0:25:15	660.06	330.03	0.19	0:32:15	338.26	338.26	0.19
0:04:20	2,892.16	144.61	0.45	0:11:20	2,140.51	214.05	0.30	0:18:20	1,344.43	268.89	0.24	0:25:20	656.83	328.41	0.20	0:32:20	336.78	336.78	0.19
0:04:25	2,958.24	147.91	0.44	0:11:25	2,015.72	201.57	0.32	0:18:25	1,505.38	301.08	0.21	0:25:25	644.71	322.35	0.20	0:32:25	345.08	345.08	0.19
0:04:30	2,996.53	149.83	0.43	0:11:30	2,146.14	214.61	0.30	0:18:30	1,357.22	271.44	0.24	0:25:30	658.08	329.04	0.19	0:32:30	313.79	313.79	0.20
0:04:35	2,944.40	147.22	0.44	0:11:35	2,170.08	217.01	0.30	0:18:35	1,448.72	289.74	0.22	0:25:35	657.34	328.67	0.20	0:32:35	325.50	325.50	0.20
0:04:40	2,903.15	145.16	0.45	0:11:40	2,321.08	232.11	0.28	0:18:40	1,249.82	249.96	0.26	0:25:40	639.11	319.55	0.20	0:32:40	320.72	320.72	0.20
0:04:45	2,932.50	146.63	0.44	0:11:45	2,394.11	239.41	0.27	0:18:45	1,398.89	279.78	0.23	0:25:45	671.61	335.81	0.19	0:32:45	330.35	330.35	0.19
0:04:50	2,877.69	143.88	0.45	0:11:50	2,090.00	209.00	0.31	0:18:50	1,481.70	296.34	0.22	0:25:50	641.00	320.50	0.20	0:32:50	342.53	342.53	0.19
0:04:55	2,890.50	144.53	0.45	0:11:55	1,887.55	188.76	0.34	0:18:55	1,461.42	292.28	0.22	0:25:55	645.48	322.74	0.20	0:32:55	340.84	340.84	0.19
0:05:00	2,905.00	145.25	0.45	0:12:00	2,075.75	207.58	0.31	0:19:00	1,301.93	260.39	0.25	0:26:00	668.09	334.04	0.19	0:33:00	338.22	338.22	0.19
0:05:05	2,829.49	141.47	0.45	0:12:05	2,241.65	224.16	0.29	0:19:05	1,468.93	293.79	0.22	0:26:05	663.83	331.92	0.19	0:33:05	339.16	339.16	0.19
0:05:10	2,873.98	143.70	0.45	0:12:10	2,096.99	209.70	0.31	0:19:10	1,478.39	295.68	0.22	0:26:10	644.58	322.29	0.20	0:33:10	329.40	329.40	0.19
0:05:15	2,943.68	147.18	0.44	0:12:15	2,184.83	218.48	0.30	0:19:15	1,522.94	304.59	0.21	0:26:15	643.68	321.84	0.20	0:33:15	346.51	346.51	0.19
0:05:20	2,899.46	144.97	0.45	0:12:20	2,132.27	213.23	0.30	0:19:20	1,455.59	291.12	0.22	0:26:20	651.47	325.73	0.20	0:33:20	328.74	328.74	0.20
0:05:25	2,886.68	144.33	0.45	0:12:25	2,286.09	228.61	0.28	0:19:25	1,486.88	297.38	0.22	0:26:25	646.60	323.30	0.20	0:33:25	327.09	327.09	0.20
0:05:30	2,933.34	146.67	0.44	0:12:30	2,112.87	211.29	0.30	0:19:30	1,364.30	272.86	0.24	0:26:30	630.51	315.25	0.20	0:33:30	339.16	339.16	0.19
0:05:35	2,958.78	147.94	0.44	0:12:35	2,272.18	227.22	0.28	0:19:35	1,386.97	277.39	0.23	0:26:35	636.65	318.33	0.20	0:33:35	341.33	341.33	0.19
0:05:40	2,946.98	147.35	0.44	0:12:40	2,336.03	233.60	0.28	0:19:40	1,457.19	291.44	0.22	0:26:40	665.93	332.96	0.19	0:33:40	339.82	339.82	0.19
0:05:45	2,908.07	145.40	0.45	0:12:45	2,232.85	223.28	0.29	0:19:45	1,443.60	288.72	0.22	0:26:45	672.07	336.04	0.19	0:33:45	334.68	334.68	0.19
0:05:50	2,891.92	144.60	0.45	0:12:50	2,348.54	234.85	0.27	0:19:50	1,338.82	267.76	0.24	0:26:50	659.32	329.66	0.19	0:33:50	336.51	336.51	0.19
0:05:55	2,953.01	147.65	0.44	0:12:55	2,243.89	224.39	0.29	0:19:55	1,368.04	273.61	0.23	0:26:55	635.14	317.57	0.20	0:33:55	345.74	345.74	0.18
0:06:00	2,930.14	146.51	0.44	0:13:00	2,232.09	223.21	0.29	0:20:00	1,494.22	298.84	0.22	0:27:00	654.15	327.08	0.20	0:34:00	348.67	348.67	0.18
0:06:05	2,825.13	141.26	0.46	0:13:05	2,363.64	236.36	0.27	0:20:05	1,473.58	294.72	0.22	0:27:05	658.69	329.35	0.19	0:34:05	347.14	347.14	0.18
0:06:10	2,785.11	139.26	0.46	0:13:10	2,181.94	218.19	0.30	0:20:10	1,288.60	257.72	0.25	0:27:10	659.91	329.96	0.19	0:34:10	325.60	325.60	0.20
0:06:15	2,881.28	144.06	0.45	0:13:15	2,118.92	211.89	0.30	0:20:15	1,552.71	310.54	0.21	0:27:15	652.54	326.27	0.20	0:34:15	343.04	343.04	0.19
0:06:20	2,958.52	147.93	0.44	0:13:20	2,058.63	205.86	0.31	0:20:20	1,435.28	287.06	0.22	0:27:20	640.95	320.48	0.20	0:34:20	322.96	322.96	0.20
0:06:25	2,950.89	147.54	0.44	0:13:25	2,343.88	234.39	0.27	0:20:25	1,457.20	291.44	0.22	0:27:25	659.89	329.94	0.19	0:34:25	339.57	339.57	0.19
0:06:30	2,950.22	147.51	0.44	0:13:30	2,382.15	238.22	0.27	0:20:30	1,435.24	287.05	0.22	0:27:30	634.35	317.17	0.20	0:34:30	300.62	300.62	0.21
0:06:35	2,939.79	146.99	0.44	0:13:35	2,281.65	228.16	0.28	0:20:35	1,453.23	290.65	0.22	0:27:35	672.77	336.38	0.19	0:34:35	333.41	333.41	0.19
0:06:40	2,929.78	146.49	0.44	0:13:40	2,239.08	223.91	0.29	0:20:40	1,458.83	291.77	0.22	0:27:40	642.87	321.44	0.20	0:34:40	319.93	319.93	0.20
0:06:45	10.33	0.00	0.68	0:13:45	6.92	0.00	0.49	0:20:45	4.78	0.00	0.23	0:27:45	1.35	0.00	0.34	0:34:45	1.21	0.00	0.18
0:06:50	0.00	0.00	0.00	0:13:50	0.00	0.00	0.00	0:20:50	0.00	0.00	0.00	0:27:50	0.00	0.00	0.00	0:34:50	0.00	0.00	0.00
0:06:55	0.00	0.00	0.00	0:13:55	0.00	0.00	0.00	0:20:55	0.00	0.00	0.00	0:27:55	0.00	0.00	0.00	0:34:55	0.00	0.00	0.00

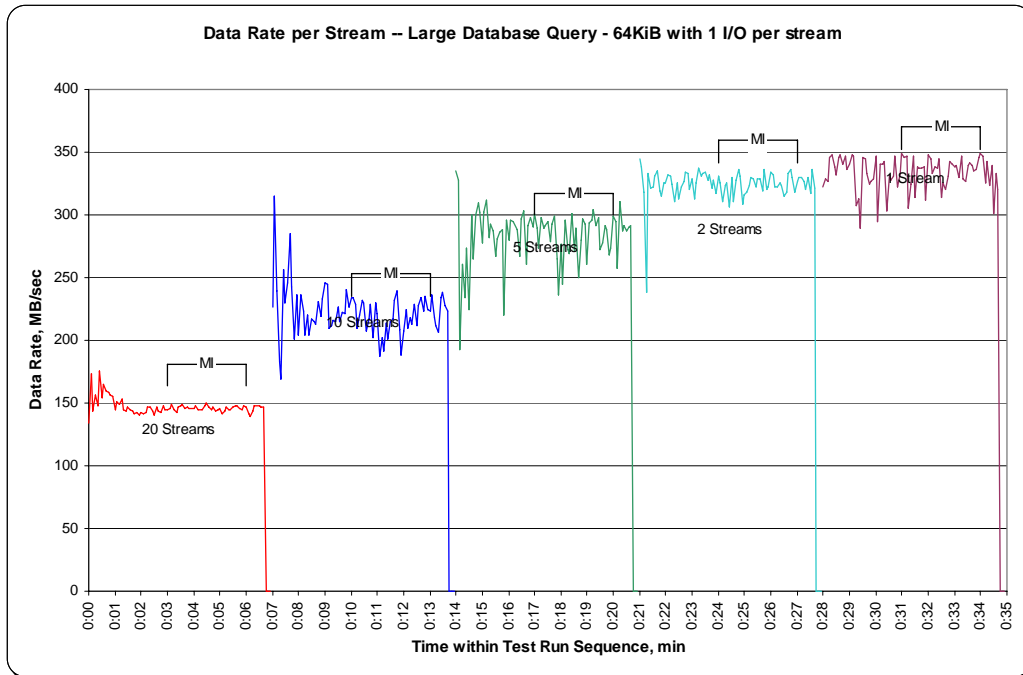
SPC-2 “Large Database Query/64 KiB Transfer Size/1 Outstanding I/O” Average Data Rate Graph – Complete Test Run



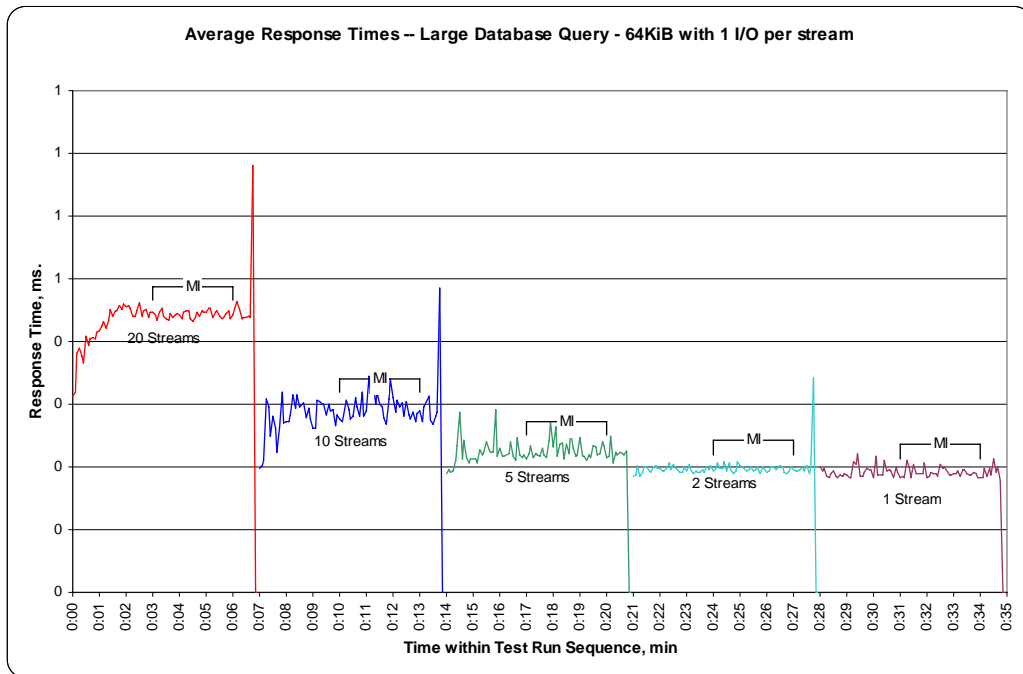
SPC-2 “Large Database Query/64 KiB Transfer Size/1 Outstanding I/O” Average Data Rate Graph – Measurement Interval (MI) Only



SPC-2 “Large Database Query/64 KiB Transfer Size/1 Outstanding I/O” Average Data Rate per Stream Graph



SPC-2 “Large Database Query/64 KiB Transfer Size/1 Outstanding I/O” Average Response Time Graph



Video on Demand Delivery Test

Clause 6.4.4.1

The Video on Demand Delivery Test represents the I/O operations required to enable individualized video entertainment for a community of subscribers, which draw from a digital film library.

Clause 6.4.2.2

The Video on Demand Delivery Test consists of one (1) Test Run.

The BC shall not be restarted or manually disturbed, altered, or adjusted during the execution of the Video on Demand Delivery Test. If power is lost to the BC during this Test all results shall be rendered invalid and the Test re-run in its entirety.

Clause 10.6.8.3

The Full Disclosure Report will contain the following content for the Video on Demand Delivery Test:

- 1. A listing of the SPC-2 Workload Generator commands and parameters used to execute the Test Run in the Video on Demand Delivery Test.*
- 2. The human readable SPC-2 Test Results File for the Test Run in the Video on Demand Delivery Test.*
- 3. A table that contains the following information for the Test Run in the Video on Demand Delivery Test:*
 - The number Streams specified.*
 - The Ramp-Up duration in seconds.*
 - The Measurement Interval duration in seconds.*
 - The average data rate, in MB per second, for the Measurement Interval.*
 - The average data rate, in MB per second, per Stream for the Measurement Interval.*
- 4. A table that contains the following information for the single Video on Demand Delivery Test Run:*
 - The number Streams specified.*
 - The average data rate, average data rate per stream, average Response Time, and Maximum Response Time reported at 60 second intervals.*
- 5. Average Data Rate (intervals), Average Data Rate per Stream (intervals), and Average Response Time (intervals) graphs for the single Video on Demand Delivery Test Run as specified in Clauses 10.1.4-2-10.1.6.*
- 6. A Maximum Response Time (intervals) graph, which will utilize the format defined in Clause 10.1.6, substituting maximum Response Time data for average Response Time data.*

SPC-2 Workload Generator Commands and Parameters

The SPC-2 Workload Generator commands and parameters for the Video on Demand Delivery Test Run are documented in “Appendix E: SPC-2 Workload Generator Execution Commands and Parameters” on Page 110.

SPC-2 Test Results File

A link to the SPC-2 Test Results file generated from the Video on Demand Delivery Test Run is listed below.

[SPC-2 Video on Demand Delivery Test Results File](#)

SPC-2 Video on Demand Delivery Test Run Data

The number of Streams specified, Ramp-Up duration in seconds, Measurement Interval duration in seconds, average Data Rate for the Measurement Interval, and average Data Rate per Stream for the Measurement Interval are listed in the following table.

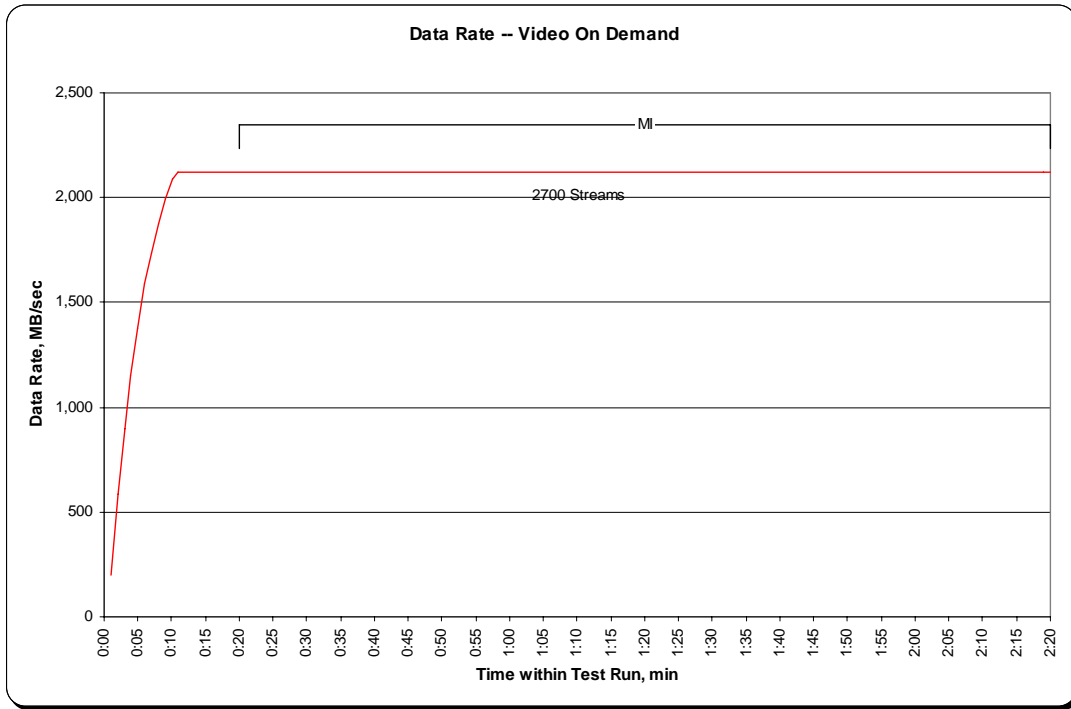
SPC-2-VOD	TR1
Number of Streams	2700
Ramp-up Time, sec	1200
Measurement Interval, sec	7200
Average Data Rate, MB/sec	2,123.38
Per Stream Data Rate, MB/sec	0.79
Average Response Time, ms	44.34
Average Max Response Time, ms	537.87

Video on Demand Delivery Test – TEST RUN DATA BY INTERVAL

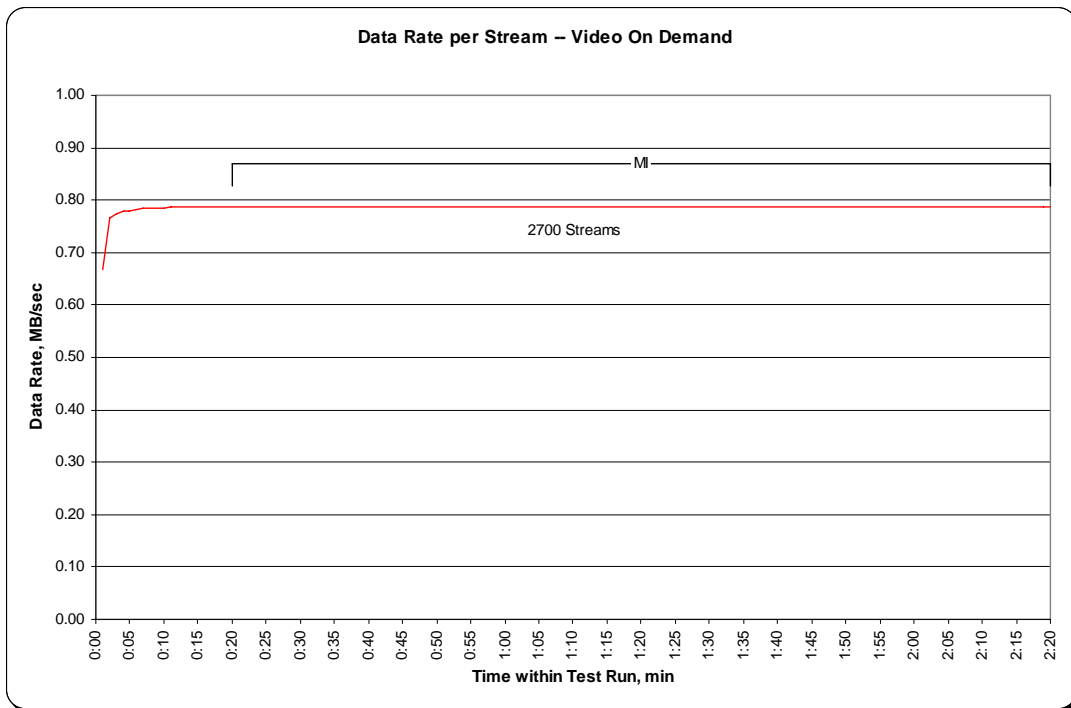
The SPC-2 Video on Demand Delivery Test Run data is contained in the table that appears on the next page. That table is followed by graphs illustrating the average Data Rate and average Data Rate per Stream produced by the same Test Runs. The table and graphs present the data at sixty second intervals.

TR1					2700 Streams					TR1					2700 Streams				
Test Run Sequence Time	Data Rate, MB/sec	Data Rate / Stream, MB/sec	Response Time, ms	Maximum Response Time, ms	Test Run Sequence Time	Data Rate, MB/sec	Data Rate / Stream, MB/sec	Response Time, ms	Maximum Response Time, ms	Test Run Sequence Time	Data Rate, MB/sec	Data Rate / Stream, MB/sec	Response Time, ms	Maximum Response Time, ms	Test Run Sequence Time	Data Rate, MB/sec	Data Rate / Stream, MB/sec	Response Time, ms	Maximum Response Time, ms
0:01:00	198.85	0.67	5.25	37.99	0:51:00	2,123.29	0.79	44.50	525.11	1:41:00	2,123.31	0.79	43.67	499.99					
0:02:00	585.97	0.77	12.35	195.64	0:52:00	2,123.26	0.79	44.46	517.50	1:42:00	2,123.31	0.79	43.94	533.74					
0:03:00	900.66	0.77	17.53	368.09	0:53:00	2,123.45	0.79	44.53	547.32	1:43:00	2,123.39	0.79	43.63	525.97					
0:04:00	1,151.92	0.78	20.31	441.73	0:54:00	2,123.26	0.79	44.43	508.57	1:44:00	2,123.40	0.79	43.56	548.84					
0:05:00	1,377.67	0.78	24.06	510.65	0:55:00	2,123.24	0.79	44.28	507.15	1:45:00	2,123.31	0.79	43.99	551.71					
0:06:00	1,587.84	0.78	29.01	555.59	0:56:00	2,123.28	0.79	44.41	503.91	1:46:00	2,123.40	0.79	44.25	529.19					
0:07:00	1,738.61	0.78	34.52	626.31	0:57:00	2,123.36	0.79	44.39	528.05	1:47:00	2,123.38	0.79	43.83	562.13					
0:08:00	1,875.24	0.78	41.22	723.38	0:58:00	2,123.34	0.79	44.42	483.86	1:48:00	2,123.39	0.79	44.25	570.97					
0:09:00	1,997.78	0.78	49.19	699.96	0:59:00	2,123.31	0.79	44.32	527.40	1:49:00	2,123.22	0.79	44.40	555.70					
0:10:00	2,085.73	0.78	57.61	745.11	1:00:00	2,123.29	0.79	44.34	497.39	1:50:00	2,123.27	0.79	44.56	575.85					
0:11:00	2,122.55	0.79	61.74	746.98	1:01:00	2,123.36	0.79	44.90	520.24	1:51:00	2,123.35	0.79	44.73	534.96					
0:12:00	2,123.33	0.79	61.27	789.15	1:02:00	2,123.19	0.79	44.78	525.23	1:52:00	2,123.27	0.79	44.74	537.34					
0:13:00	2,123.08	0.79	60.84	745.22	1:03:00	2,123.19	0.79	45.72	579.64	1:53:00	2,123.18	0.79	44.69	539.97					
0:14:00	2,123.34	0.79	61.54	779.32	1:04:00	2,123.33	0.79	45.32	544.35	1:54:00	2,123.26	0.79	44.66	548.52					
0:15:00	2,122.89	0.79	60.72	747.10	1:05:00	2,123.43	0.79	45.49	565.65	1:55:00	2,123.39	0.79	44.74	534.31					
0:16:00	2,123.29	0.79	61.16	778.29	1:06:00	2,123.37	0.79	45.10	587.46	1:56:00	2,123.31	0.79	44.67	554.94					
0:17:00	2,122.81	0.79	60.74	742.59	1:07:00	2,123.37	0.79	44.15	564.52	1:57:00	2,123.29	0.79	44.62	568.93					
0:18:00	2,123.33	0.79	61.12	787.96	1:08:00	2,123.38	0.79	43.93	567.07	1:58:00	2,123.29	0.79	44.54	538.06					
0:19:00	2,122.91	0.79	60.88	742.19	1:09:00	2,123.40	0.79	43.94	580.96	1:59:00	2,123.30	0.79	44.73	522.06					
0:20:00	2,123.39	0.79	61.17	772.80	1:10:00	2,123.30	0.79	43.51	541.11	2:00:00	2,123.39	0.79	44.85	561.74					
0:21:00	2,123.51	0.79	44.42	570.52	1:11:00	2,123.44	0.79	44.30	579.72	2:01:00	2,123.26	0.79	44.71	553.45					
0:22:00	2,123.46	0.79	43.17	562.04	1:12:00	2,123.31	0.79	43.42	572.01	2:02:00	2,123.46	0.79	43.81	477.76					
0:23:00	2,123.38	0.79	42.04	593.85	1:13:00	2,123.41	0.79	43.59	575.33	2:03:00	2,123.44	0.79	43.55	506.23					
0:24:00	2,123.38	0.79	42.70	568.69	1:14:00	2,123.34	0.79	43.58	544.26	2:04:00	2,123.34	0.79	42.83	522.41					
0:25:00	2,123.29	0.79	43.27	559.05	1:15:00	2,123.37	0.79	43.35	563.36	2:05:00	2,123.56	0.79	42.93	539.07					
0:26:00	2,123.40	0.79	43.60	565.16	1:16:00	2,123.43	0.79	43.42	557.26	2:06:00	2,123.32	0.79	42.95	508.38					
0:27:00	2,123.43	0.79	43.91	547.86	1:17:00	2,123.30	0.79	43.41	532.36	2:07:00	2,123.36	0.79	43.86	535.97					
0:28:00	2,123.26	0.79	43.62	532.00	1:18:00	2,123.32	0.79	43.38	557.46	2:08:00	2,123.27	0.79	44.24	548.85					
0:29:00	2,123.39	0.79	44.06	494.80	1:19:00	2,123.35	0.79	43.42	530.81	2:09:00	2,123.35	0.79	45.38	531.40					
0:30:00	2,123.45	0.79	44.49	529.01	1:20:00	2,123.43	0.79	43.35	575.54	2:10:00	2,123.40	0.79	45.27	560.51					
0:31:00	2,123.36	0.79	44.32	536.84	1:21:00	2,123.26	0.79	44.35	564.95	2:11:00	2,123.41	0.79	45.24	540.85					
0:32:00	2,123.32	0.79	44.24	486.23	1:22:00	2,123.43	0.79	44.53	567.99	2:12:00	2,123.40	0.79	45.09	578.97					
0:33:00	2,123.37	0.79	44.33	519.07	1:23:00	2,123.43	0.79	44.86	538.02	2:13:00	2,123.32	0.79	45.20	532.65					
0:34:00	2,123.32	0.79	44.24	507.94	1:24:00	2,123.37	0.79	44.75	528.60	2:14:00	2,123.46	0.79	45.17	552.36					
0:35:00	2,123.37	0.79	44.33	502.11	1:25:00	2,123.34	0.79	44.62	524.03	2:15:00	2,123.41	0.79	45.25	538.30					
0:36:00	2,123.42	0.79	44.21	553.62	1:26:00	2,123.27	0.79	44.95	496.67	2:16:00	2,123.36	0.79	45.13	537.20					
0:37:00	2,123.30	0.79	44.37	494.21	1:27:00	2,123.37	0.79	45.08	514.85	2:17:00	2,123.36	0.79	45.25	571.48					
0:38:00	2,123.52	0.79	44.57	534.22	1:28:00	2,123.46	0.79	44.15	476.33	2:18:00	2,123.37	0.79	45.28	555.64					
0:39:00	2,123.43	0.79	44.42	541.82	1:29:00	2,123.31	0.79	44.03	500.51	2:19:00	2,123.42	0.79	45.25	588.34					
0:40:00	2,123.31	0.79	44.35	544.92	1:30:00	2,123.36	0.79	44.07	527.91	2:20:00	2,123.37	0.79	45.28	576.32					
0:41:00	2,123.38	0.79	44.65	556.09	1:31:00	2,123.37	0.79	44.22	515.01										
0:42:00	2,123.33	0.79	44.30	507.57	1:32:00	2,123.29	0.79	44.20	508.90										
0:43:00	2,123.29	0.79	44.50	539.78	1:33:00	2,123.38	0.79	44.21	499.59										
0:44:00	2,123.21	0.79	46.03	565.42	1:34:00	2,123.39	0.79	44.27	534.82										
0:45:00	2,123.39	0.79	45.99	572.38	1:35:00	2,123.35	0.79	44.18	497.51										
0:46:00	2,123.33	0.79	45.20	539.76	1:36:00	2,123.36	0.79	44.12	501.35										
0:47:00	2,123.33	0.79	44.50	513.45	1:37:00	2,123.37	0.79	44.10	521.08										
0:48:00	2,123.24	0.79	44.85	561.34	1:38:00	2,123.41	0.79	44.15	482.24										
0:49:00	2,123.24	0.79	44.59	499.13	1:39:00	2,123.39	0.79	44.16	504.62										
0:50:00	2,123.36	0.79	44.49	512.99	1:40:00	2,123.43	0.79	44.18	533.56										

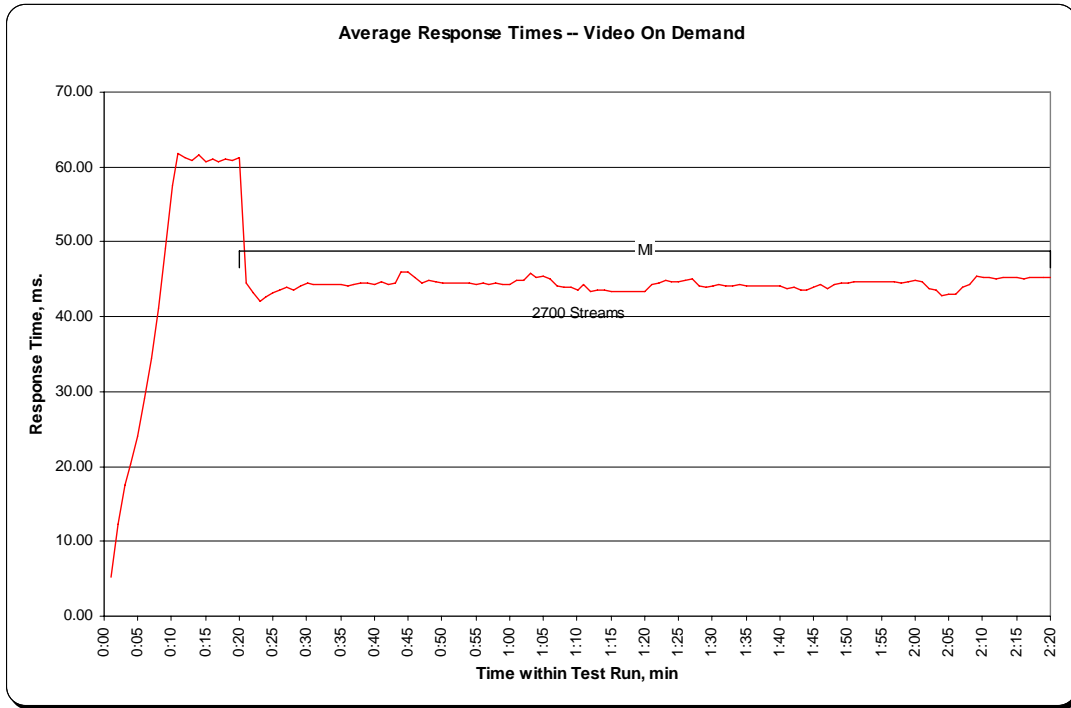
SPC-2 Video on Demand Delivery Average Data Rate Graph



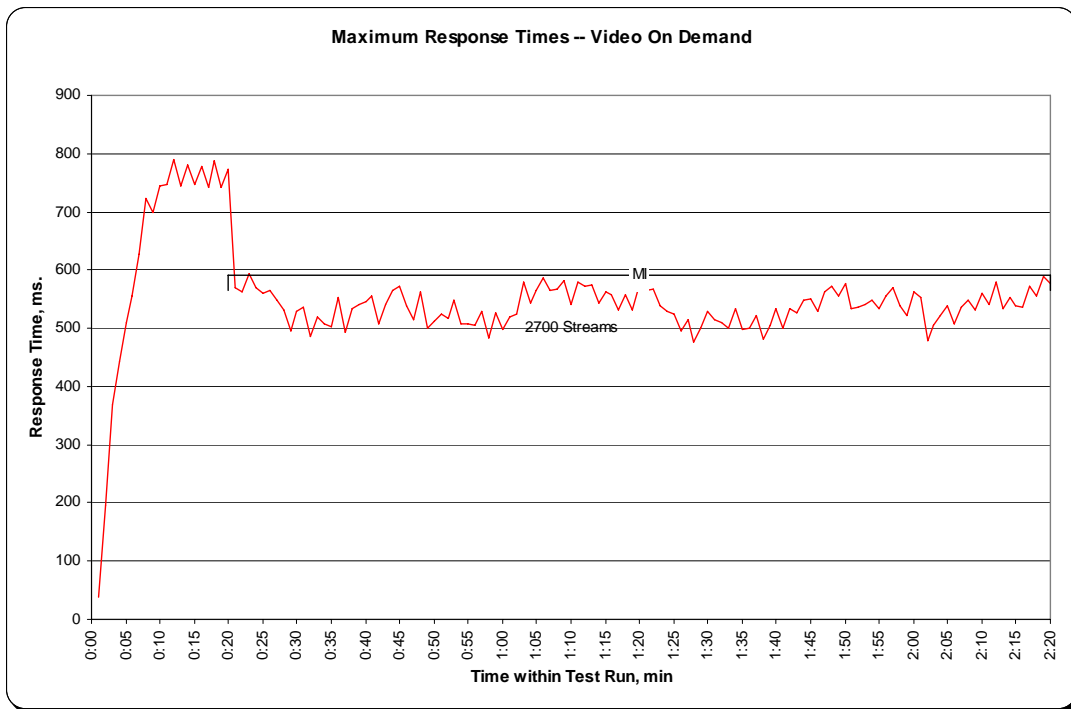
SPC-2 Video on Demand Delivery Average Data Rate per Stream Graph



SPC-2 Video on Demand Delivery Average Response Time Graph



SPC-2 Video on Demand Delivery Maximum Response Time Graph



Data Persistence Test

Clause 6

The Data Persistence Test demonstrates the Tested Storage Configuration (TSC):

- *Is capable of maintain data integrity across a power cycle.*
- *Ensures the transfer of data between Logical Volumes and host systems occurs without corruption or loss.*

The SPC-2 Workload Generator will write a specific pattern at randomly selected locations throughout the Total ASU Capacity (Persistence Test Run 1). The SPC-2 Workload Generator will retain the information necessary to later validate the pattern written at each location.

The Tested Storage Configuration will be shutdown and restarted using a power off/power on cycle at the end of the above sequence of write operations. In addition, any caches employing battery backup must be flushed/emptied.

Restart the TSC, and if the Host System(s) were shutdown and powered off, restart the Host System(s).

The SPC-2 Workload Generator will utilize the retained data from Persistence Test Run 1 to verify (Persistence Run 2) the bit patterns written in Persistence Test Run 1 and their corresponding location.

Clause 10.6.8.4

The Full Disclosure Report will contain the following content for the Data Persistence Test:

1. *A listing of the SPC-2 Workload Generator commands and parameters used to execute each of the Test Runs in the Persistence Test.*
2. *The human readable SPC-2 Test Results File for each of the Test Runs in the Data Persistence Test.*
3. *A table from the successful Persistence Test, which contains the results from the test.*

SPC-2 Workload Generator Commands and Parameters

The SPC-2 Workload Generator commands and parameters for the Persistence Test Runs are documented in “Appendix E: SPC-2 Workload Generator Execution Commands and Parameters” on Page 110.

Data Persistence Test Results File

A link to the test result file generated from each Data Persistence Test Run is listed below.

[Persistence 1 Test Run Results File](#)

[Persistence 2 Test Run Results File](#)

Data Persistence Test Results

Data Persistence Test Results	
Data Persistence Test Number: 1	
Total Number of Logical Blocks Written	759,839
Total Number of Logical Blocks Re-referenced	21,978
Total Number of Logical Blocks Verified	781,817
Total Number of Logical Blocks that Failed Verification	0
Number of Failed I/O Requests in the process of the Test	0

PRICED STORAGE CONFIGURATION AVAILABILITY DATE

Clause 10.6.9

The committed delivery date for general availability (Availability Date) of all products that comprise the Priced Storage Configuration must be reported. When the Priced Storage Configuration includes products or components with different availability dates, the reported Availability Date must be the date at which all components are committed to be available. All availability dates, whether for individual components or for the Priced Storage Configuration as a whole, must be disclosed to a precision of one day.

*The FDR shall state: "The **Priced Storage Configuration**, as documented in this Full Disclosure Report will be available for shipment to customers on MMMM DD, YYYY." Where **Priced Storage Configuration** is the Priced Storage Configuration Name as described in Clause 10.6.5.3, #1 and MM is month, DD is the day, and YY is the year of the date that the Priced Storage Configuration, as documented, is available for shipment to customers as described above.*

The IBM System Storage® DS3524 Express Turbo, as documented in this SPC-2 Full Disclosure Report, is currently available for customer purchase and shipment.

ANOMALIES OR IRREGULARITIES

Clause 10.6.11

The FDR shall include a clear and complete description of any anomalies or irregularities encountered in the course of executing the SPC-2 benchmark that may in any way call into question the accuracy, verifiability, or authenticity of information published in this FDR.

There were no anomalies or irregularities encountered during the SPC-2 Remote Audit of the IBM System Storage® DS3524 Express Turbo.

APPENDIX A: SPC-2 GLOSSARY

“Decimal” (*powers of ten*) Measurement Units

In the storage industry, the terms “kilo”, “mega”, “giga”, “tera”, “peta”, and “exa” are commonly used prefixes for computing performance and capacity. For the purposes of the SPC workload definitions, all of the following terms are defined in “powers of ten” measurement units.

- A kilobyte (KB) is equal to 1,000 (10^3) bytes.
- A megabyte (MB) is equal to 1,000,000 (10^6) bytes.
- A gigabyte (GB) is equal to 1,000,000,000 (10^9) bytes.
- A terabyte (TB) is equal to 1,000,000,000,000 (10^{12}) bytes.
- A petabyte (PB) is equal to 1,000,000,000,000,000 (10^{15}) bytes
- An exabyte (EB) is equal to 1,000,000,000,000,000,000 (10^{18}) bytes

“Binary” (*powers of two*) Measurement Units

The sizes reported by many operating system components use “powers of two” measurement units rather than “power of ten” units. The following standardized definitions and terms are also valid and may be used in this document.

- A kibibyte (KiB) is equal to 1,024 (2^{10}) bytes.
- A mebibyte (MiB) is equal to 1,048,576 (2^{20}) bytes.
- A gibibyte (GiB) is equal to 1,073,741,824 (2^{30}) bytes.
- A tebibyte (TiB) is equal to 1,099,511,627,776 (2^{40}) bytes.
- A pebibyte (PiB) is equal to 1,125,899,906,842,624 (2^{50}) bytes.
- An exbibyte (EiB) is equal to 1,152,921,504,606,846,967 (2^{60}) bytes.

SPC-2 Data Repository Definitions

Total ASU Capacity: The total storage capacity read and written in the course of executing the SPC-2 benchmark.

Application Storage Unit (ASU): The logical interface between the storage and SPC-2 Workload Generator. The ASU is implemented on one or more Logical Volume.

Logical Volume: The division of Addressable Storage Capacity into individually addressable logical units of storage used in the SPC-2 benchmark. Each Logical Volume is implemented as a single, contiguous address space.

Addressable Storage Capacity: The total storage (sum of Logical Volumes) that can be read and written by application programs such as the SPC-2 Workload Generator.

Configured Storage Capacity: This capacity includes the Addressable Storage Capacity and any other storage (parity disks, hot spares, etc.) necessary to implement the Addressable Storage Capacity.

Physical Storage Capacity: The formatted capacity of all storage devices physically present in the Tested Storage Configuration (TSC).

Data Protection Overhead: The storage capacity required to implement the selected level of data protection.

Required Storage: The amount of Configured Storage Capacity required to implement the Addressable Storage Configuration, excluding the storage required for the ASU.

Global Storage Overhead: The amount of Physical Storage Capacity that is required for storage subsystem use and unavailable for use by application programs.

Total Unused Storage: The sum of unused storage capacity within the Physical Storage Capacity, Configured Storage Capacity, and Addressable Storage Capacity.

SPC-2 Data Protection Levels

RAID5: User data is distributed across the disks in the array. Check data corresponding to user data is distributed across multiple disks in the form of bit-by-bit parity.

Mirroring: Two or more identical copies of user data are maintained on separate disks.

Other Protection Level: Any data protection other than **RAID5** or **Mirroring**.

Unprotected: There is no data protection provided.

SPC-2 Test Execution Definitions

Completed I/O Request: An I/O Request with a Start Time and a Completion Time (*see "I/O Completion Types" illustrated below*).

Completion Time: The time recorded by the Workload Generator when an I/O Request is completed by the Tested Storage Configuration (TSC) as signaled by System Software.

Data Rate: The data volume, in MB, transferred by all Measured I/O Requests in an SPC-2 Test Run divided by the length of the Test Run in seconds.

Failed I/O Request: Any I/O Request issued by the SPC-2 Workload Generator that meets one of the following conditions (*see "I/O Completion Types" illustrated below*):

- The I/O Request was signaled as failed by System Software.
- The I/O Request started within the Measurement Interval, but did not complete prior to the end of the appropriate Run-Out period..
- The I/O Request started within the Run-Out period, but did not complete prior to the end of the appropriate Ramp-Down period.

I/O Request Throughput: The total number of Measured I/O Requests in an SPC-2 Test Run divided by the duration of the Measurement Interval in seconds.

Measured I/O Request: A Completed I/O Request that begins (Start Time) within a Measurement Interval and completes (Completion Time) prior to the end of the appropriate Ramp Down (see “I/O Completion Types” illustrated below).

Measurement Interval: A specified, contiguous period of time, after the TSC has reached Steady State, when data is collected by the Workload Generator to produce the test results for a SPC-2 Test Run (see “SPC-2 Test Run Components” illustrated below, Test Run 1: T_2-T_3 and Test Run 2: T_7-T_8).

Outstanding I/O Requests: The Outstanding I/O Requests parameter specifies the maximum number of concurrent I/O Requests, associated with a give Stream, which have been issued but not yet completed. (Clause 3.4.4 of the SPC-2 Benchmark Specification).

Ramp-Down: A specified, contiguous period of time in which the TSC is required to complete I/O Requests started but not completed during the preceding Run-Out period. Ramp-Down begins at the end of the preceding Run-Out period (see “SPC-2 Test Run Components” illustrated below, Test Run 1: T_4-T_5 and Test Run 2: T_9-T_{10}). The Workload Generator will not submit any I/O Requests during the Ramp-Down.

Ramp-Up: A specified, contiguous period of time required for the Benchmark Configuration (BC) to produce Steady State throughput after the Workload Generator begins submitting I/O Requests to the TSC for execution. The Ramp-Up period ends at the beginning of the Measurement Interval (see “SPC-2 Test Run Components” illustrated below, Test Run 1: T_0-T_2 and Test Run 2: T_5-T_7).

Response Time: The Response Time of a Measured I/O Request is its Completion Time minus its Start Time.

Run-Out: A specified, contiguous period of time in which the TSC is required to complete I/O Requests started but not completed during the preceding Measurement Interval. The Run-Out period begins at the end of the preceding Measurement Interval and is a component of the Steady State period (see “SPC-2 Test Run Components” illustrated below, Test Run 1: T_3-T_4 and Test Run 2: T_9-T_{10}). The Workload Generator will continue to submit I/O Requests at the Test Run’s specified rate during the Run-Out period.

Start Time: The time recorded by the Workload Generator when an I/O Request is submitted, by the Workload Generator, to the System Software for execution on the TSC.

Steady State: The period during which the workload presented to the TSC by the SPC-2 Workload Generator is constant and the resulting TSC I/O Request Throughput is both consistent and sustainable. The Steady State period includes both the Measurement Interval and Run-Out periods (see “SPC-2 Test Run Components” illustrated below, Test Run 1: T_1-T_4 and Test Run 2: T_6-T_9).

Steady State is achieved only after caches in the TSC have filled and as a result the I/O Request Throughput of the TSC has stabilized.

Stream: A collection of Stream Segments that started within a Test Run.

Stream Segment: A sequentially organized pattern of I/O requests, which transfers a contiguous range of data.

Test: A collection of Test Phases and or Test Runs sharing a common objective.

Test Phase: A collection of one or more SPC-2 Test Runs sharing a common objective and intended to be run in a specific sequence.

Test Run: The execution of SPC-2 that produces specific SPC-2 test results. SPC-2 Test Runs have specified, measured Ramp-Up, Measurement Interval, Run-Out and Ramp-Down periods. “SPC-2 Test Run Components” (*see below*) illustrates the Ramp-Up, Steady State, Measurement Interval, Run-Out, and Ramp-Down components contained in two uninterrupted SPC-2 Test Runs (*Test Run 1: T_0 - T_5 and Test Run 2: T_5 - T_{10}*).

Test Run Sequence: A related sequence of Large File Processing (LFP) or Large Database Query (LDQ) Test Runs. Each Test Run Sequence will consist of five Test Runs, which vary the number of Streams as follows:

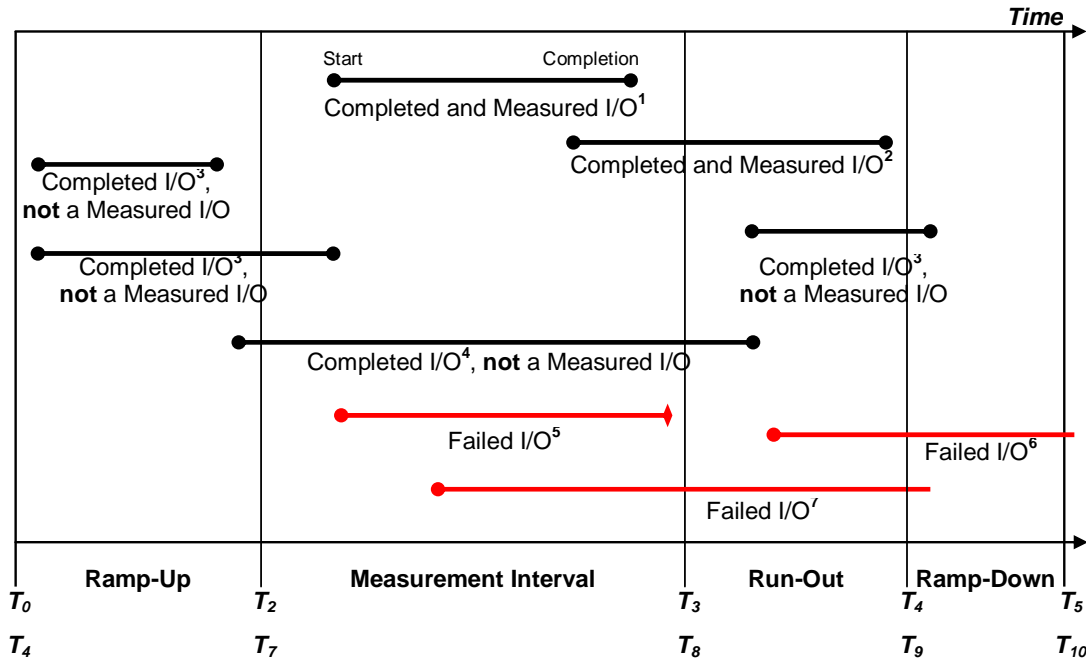
- Test Run 1: Maximum number of Streams, which is selected by the Test Sponsor
- Test Run 2: 50% of the maximum number of Streams used in Test Run 1.
- Test Run 3: 25% of the maximum number of Streams used in Test Run 1.
- Test Run 4: 12.5% of the maximum number of Streams used in Test Run 1.
- Test Run 5: 1 Stream.

Each of the five Test Runs in a Test Run Sequence will share the same attributes with the exception of the number of Streams. For example:

- Large File Processing, Read, 1024 KiB Transfer Size: Maximum Streams
- Large File Processing, Read, 1024 KiB Transfer Size: 50% of Maximum Streams
- Large File Processing, Read, 1024 KiB Transfer Size: 25% of Maximum Streams
- Large File Processing, Read, 1024 KiB Transfer Size: 12.5% of Maximum Streams
- Large File Processing, Read, 1024 KiB Transfer Size: 1 Stream

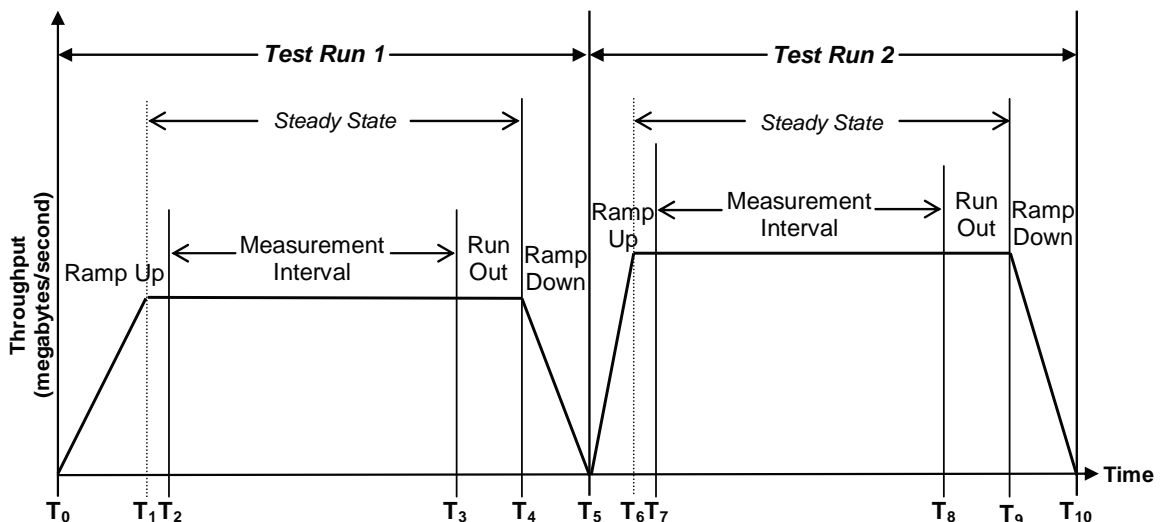
Transfer Size: The Transfer Size parameter specifies the number of bytes in KiB to transfer. (*Clause 3.4.7 of the SPC-2 Benchmark Specification*)

I/O Completion Types



- Completed and Measured I/O¹:** I/O started and completed within the Measurement Interval.
- Completed and Measured I/O²:** I/O started within the Measurement Interval and completed within Ramp Down.
- Completed I/O³:** I/O started before or after the Measurement Interval – not measured.
- Completed I/O⁴:** I/O started before and completed after the Measurement Interval – not measured.
- Failed I/O⁵:** Signaled as failed by System Software.
- Failed I/O⁶:** I/O did not complete prior to the end of Ramp-Down.
- Failed I/O⁷:** I/O did not complete prior to the end of Run-Out.

SPC-2 Test Run Components



APPENDIX B: CUSTOMER TUNABLE PARAMETERS AND OPTIONS

Windows Server 2003 Registry Changes

Registry Parameter	Name	Type	Default Value	New Value
\HKEY_LOCAL_MACHINE\CurrentControlSe t\Services\Lsi_sas2\Parameters\Device	DriverParameter	REG_SZ	32	MaximumTargetQue ueDepth=254;
\HKEY_LOCAL_MACHINE\CurrentControlSe t\Services\Disk	TimeOutValue	REG_DWORD	0x3C	0xa0

MaximumTargetQueueDepth - Change the SAS HBA driver maximum queue depth per device from 32 to 254.

TimeOutValue - Change the time that Windows will wait for a response to an IO command from 60 to 160 seconds.

LSI HBA BIOS Modifications

Configurable via lsiutil utility (*option 10 – Change IOC settings (interrupt coalescing)*):

Disable Interrupt Coalescing

Interrupt Coalescing - Disable the HBA feature to send multiple messages to the host processor during a single interrupt.

Configurable via lsiutil utility (*option 13 – Change SAS IO Unit settings*):

Driver Parameter	Default Value	New Value
SAS Max Queue Depth, Narrow	0	65535
SAS Max Queue Depth, Wide	0	65535
Device Missing Report Delay	0	144
Device Missing I/O Delay	0	8

SAS Max Queue Depth, Narrow - Change the queue depth allowed for IO's to each narrow SAS device from 0 (device maximum) to 255.

SAS Max Queue Depth, Wide - Change the queue depth allowed for IO's to each wide SAS device from 0 (device maximum) to 255.

Device Missing Report Delay - Change the number of seconds that the HBA will delay reporting a target or expander as missing after it becomes unavailable from 10 to 144 seconds.

Device Missing I/O Delay - Change the number of seconds the HBA will delay replying to SCSI initiator messages when the addressed device is missing due to the inability to access the target device from 5 to 8 seconds.

APPENDIX C: TESTED STORAGE CONFIGURATION (TSC) CREATION

Before creating volumes on the storage array, please refer to Appendix B (page 98) for a listing of the required Windows Registry and HBA BIOS modifications.

The storage management utility, SANtricity, was used to create 12 volume groups on the storage subsystem. Each volume group contains one RAID5 (4+1) volumes. All twelve RAID5 volumes are visible by the attached host.

The physical storage volumes are created on the storage array using the SANtricity Storage Manger script editor. Launch SANtricity Storage Manager. From the Enterprise Management window, right-click the name of the storage array that you will be creating volumes on and select **Execute Script** from the pop-up menu. In the Script Editor window load the **SPC2_60drive_base_turbo.cfg** script (listed below). Once the script is loaded, select **Execute** from the Tools menu.

SPC2_60drive_base_turbo.cfg

```
// Logical configuration information from Storage Array bmsmclab.
// Firmware package version for Storage Array bmsmclab = 07.70.16.00
// NVSRAM package version for Storage Array bmsmclab = N26X0-770834-407

on error stop;

// Uncomment the two lines below to delete the existing configuration.
show "Deleting the existing configuration.";
clear storageArray configuration;

// Storage Array global logical configuration script commands
show "Setting the Storage Array user label to bmsmclab.";
set storageArray userLabel="bmsmclab";

show "Setting the Storage Array media scan rate to disabled.";
set storageArray mediaScanRate=disabled;

// Uncomment the three lines below to remove the default volume (if exists). NOTE:
// Default volume name is always = "Unnamed".
//on error continue;
show "Deleting the default volume created during the removal of the existing
configuration.";
delete volume["Unnamed"] removeVolumeGroup=true;
on error stop;

// Copies the hot spare settings
// NOTE: These statements are wrapped in on-error continue and on-error stop
statements to
// account for minor differences in capacity from the drive of the Storage Array on
which the
// configuration was saved to that of the drives on which the configuration will be
copied.
show "Setting the Storage Array cache block size to 32.";
set storageArray cacheBlockSize=32;

show "Setting the Storage Array to begin cache flush at 50% full.";
set storageArray cacheFlushStart=50;

show "Setting the Storage Array to end cache flush at 50% full.";
set storageArray cacheFlushStop=50;
```

```
// Creating Host Topology
show "Creating Host BM3650W with Host Type Index 1.";
// This Host Type Index corresponds to Type Windows 2000/Server 2003/Server 2008
Non-Clustered
create host userLabel="BM3650W" hostType=1;

show "Creating Host Port BM3650WP0 on Host BM3650W with WWN 500605b0006c18d0 and
with interfaceType SAS.";
create hostPort host="BM3650W" userLabel="BM3650WP0" identifier="500605b0006c18d0"
interfaceType=SAS;

show "Creating Host Port BM3650WP1 on Host BM3650W with WWN 500605b0006c1920 and
with interfaceType SAS.";
create hostPort host="BM3650W" userLabel="BM3650WP1" identifier="500605b0006c1920"
interfaceType=SAS;

show "Creating RAID 5 Volume LUN_0 on new Volume Group 0.";
//This command creates volume group <0> and the initial volume <LUN_0> with offset 0
on the volume group.
// NOTE: For Volume Groups that use all available capacity, the last Volume on this
group is
// created using all remaining capacity by omitting the capacity= volume creation
parameter.
create volume drives=(0,1 0,2 0,3 0,4 0,5) raidLevel=5 userLabel="LUN_0"
volumeGroupUserLabel="0" owner=A segmentSize=256 dssPreAllocate=true
securityType=none;
show "Setting additional attributes for Volume LUN_0.";
// Configuration settings that can not be set during Volume creation.
set volume["LUN_0"] cacheFlushModifier=10;
set volume["LUN_0"] cacheWithoutBatteryEnabled=false;
set volume["LUN_0"] mirrorEnabled=true;
set volume["LUN_0"] readCacheEnabled=true;
set volume["LUN_0"] writeCacheEnabled=true;
set volume["LUN_0"] mediaScanEnabled=false;
set volume["LUN_0"] redundancyCheckEnabled=false;
set volume["LUN_0"] readAheadMultiplier=1;
set volume["LUN_0"] modificationPriority=high;
set volume["LUN_0"] preReadRedundancyCheck=false;
show "Creating Volume-to-LUN Mapping for Volume LUN_0 to LUN 0.";
set volume ["LUN_0"] logicalUnitNumber=0 hostGroup=defaultGroup;

show "Creating RAID 5 Volume LUN_1 on new Volume Group 1.";
//This command creates volume group <1> and the initial volume <LUN_1> with offset 0
on the volume group.
// NOTE: For Volume Groups that use all available capacity, the last Volume on this
group is
// created using all remaining capacity by omitting the capacity= volume creation
parameter.
create volume drives=(0,6 0,7 0,8 0,9 0,10) raidLevel=5 userLabel="LUN_1"
volumeGroupUserLabel="1" owner=B segmentSize=256 dssPreAllocate=true
securityType=none;
show "Setting additional attributes for Volume LUN_1.";
// Configuration settings that can not be set during Volume creation.
set volume["LUN_1"] cacheFlushModifier=10;
set volume["LUN_1"] cacheWithoutBatteryEnabled=false;
set volume["LUN_1"] mirrorEnabled=true;
set volume["LUN_1"] readCacheEnabled=true;
set volume["LUN_1"] writeCacheEnabled=true;
set volume["LUN_1"] mediaScanEnabled=false;
set volume["LUN_1"] redundancyCheckEnabled=false;
set volume["LUN_1"] readAheadMultiplier=1;
set volume["LUN_1"] modificationPriority=high;
```

```
set volume["LUN_1"] preReadRedundancyCheck=false;
show "Creating Volume-to-LUN Mapping for Volume LUN_1 to LUN 1.";
set volume ["LUN_1"] logicalUnitNumber=1 hostGroup=defaultGroup;

show "Creating RAID 5 Volume LUN_2 on new Volume Group 2.";
//This command creates volume group <2> and the initial volume <LUN_2> with offset 0
on the volume group.
// NOTE: For Volume Groups that use all available capacity, the last Volume on this
group is
// created using all remaining capacity by omitting the capacity= volume creation
parameter.
create volume drives=(0,11 0,12 0,13 0,14 0,15) raidLevel=5 userLabel="LUN_2"
volumeGroupUserLabel="2" owner=A segmentSize=256 dssPreAllocate=true
securityType=none;
show "Setting additional attributes for Volume LUN_2.";
// Configuration settings that can not be set during Volume creation.
set volume["LUN_2"] cacheFlushModifier=10;
set volume["LUN_2"] cacheWithoutBatteryEnabled=false;
set volume["LUN_2"] mirrorEnabled=true;
set volume["LUN_2"] readCacheEnabled=true;
set volume["LUN_2"] writeCacheEnabled=true;
set volume["LUN_2"] mediaScanEnabled=false;
set volume["LUN_2"] redundancyCheckEnabled=false;
set volume["LUN_2"] readAheadMultiplier=1;
set volume["LUN_2"] modificationPriority=high;
set volume["LUN_2"] preReadRedundancyCheck=false;
show "Creating Volume-to-LUN Mapping for Volume LUN_2 to LUN 2.";
set volume ["LUN_2"] logicalUnitNumber=2 hostGroup=defaultGroup;

show "Creating RAID 5 Volume LUN_3 on new Volume Group 3.";
//This command creates volume group <3> and the initial volume <LUN_3> with offset 0
on the volume group.
// NOTE: For Volume Groups that use all available capacity, the last Volume on this
group is
// created using all remaining capacity by omitting the capacity= volume creation
parameter.
create volume drives=(0,16 0,17 0,18 0,19 0,20) raidLevel=5 userLabel="LUN_3"
volumeGroupUserLabel="3" owner=B segmentSize=256 dssPreAllocate=true
securityType=none;
show "Setting additional attributes for Volume LUN_3.";
// Configuration settings that can not be set during Volume creation.
set volume["LUN_3"] cacheFlushModifier=10;
set volume["LUN_3"] cacheWithoutBatteryEnabled=false;
set volume["LUN_3"] mirrorEnabled=true;
set volume["LUN_3"] readCacheEnabled=true;
set volume["LUN_3"] writeCacheEnabled=true;
set volume["LUN_3"] mediaScanEnabled=false;
set volume["LUN_3"] redundancyCheckEnabled=false;
set volume["LUN_3"] readAheadMultiplier=1;
set volume["LUN_3"] modificationPriority=high;
set volume["LUN_3"] preReadRedundancyCheck=false;
show "Creating Volume-to-LUN Mapping for Volume LUN_3 to LUN 3.";
set volume ["LUN_3"] logicalUnitNumber=3 hostGroup=defaultGroup;

show "Creating RAID 5 Volume LUN_4 on new Volume Group 4.";
//This command creates volume group <4> and the initial volume <LUN_4> with offset 0
on the volume group.
// NOTE: For Volume Groups that use all available capacity, the last Volume on this
group is
// created using all remaining capacity by omitting the capacity= volume creation
parameter.
```

```
create volume drives=(1,1 1,2 1,3 1,4 1,5) raidLevel=5 userLabel="LUN_4"
volumeGroupUserLabel="4" owner=A segmentSize=256 dssPreAllocate=true
securityType=none;
show "Setting additional attributes for Volume LUN_4.";
// Configuration settings that can not be set during Volume creation.
set volume["LUN_4"] cacheFlushModifier=10;
set volume["LUN_4"] cacheWithoutBatteryEnabled=false;
set volume["LUN_4"] mirrorEnabled=true;
set volume["LUN_4"] readCacheEnabled=true;
set volume["LUN_4"] writeCacheEnabled=true;
set volume["LUN_4"] mediaScanEnabled=false;
set volume["LUN_4"] redundancyCheckEnabled=false;
set volume["LUN_4"] readAheadMultiplier=1;
set volume["LUN_4"] modificationPriority=high;
set volume["LUN_4"] preReadRedundancyCheck=false;
show "Creating Volume-to-LUN Mapping for Volume LUN_4 to LUN 4.";
set volume ["LUN_4"] logicalUnitNumber=4 hostGroup=defaultGroup;

show "Creating RAID 5 Volume LUN_5 on new Volume Group 5.";
//This command creates volume group <5> and the initial volume <LUN_5> with offset 0
on the volume group.
// NOTE: For Volume Groups that use all available capacity, the last Volume on this
group is
// created using all remaining capacity by omitting the capacity= volume creation
parameter.
create volume drives=(1,6 1,7 1,8 1,9 1,10) raidLevel=5 userLabel="LUN_5"
volumeGroupUserLabel="5" owner=B segmentSize=256 dssPreAllocate=true
securityType=none;
show "Setting additional attributes for Volume LUN_5.";
// Configuration settings that can not be set during Volume creation.
set volume["LUN_5"] cacheFlushModifier=10;
set volume["LUN_5"] cacheWithoutBatteryEnabled=false;
set volume["LUN_5"] mirrorEnabled=true;
set volume["LUN_5"] readCacheEnabled=true;
set volume["LUN_5"] writeCacheEnabled=true;
set volume["LUN_5"] mediaScanEnabled=false;
set volume["LUN_5"] redundancyCheckEnabled=false;
set volume["LUN_5"] readAheadMultiplier=1;
set volume["LUN_5"] modificationPriority=high;
set volume["LUN_5"] preReadRedundancyCheck=false;
show "Creating Volume-to-LUN Mapping for Volume LUN_5 to LUN 5.";
set volume ["LUN_5"] logicalUnitNumber=5 hostGroup=defaultGroup;

show "Creating RAID 5 Volume LUN_6 on new Volume Group 6.";
//This command creates volume group <6> and the initial volume <LUN_6> with offset 0
on the volume group.
// NOTE: For Volume Groups that use all available capacity, the last Volume on this
group is
// created using all remaining capacity by omitting the capacity= volume creation
parameter.
create volume drives=(1,11 1,12 1,13 1,14 1,15) raidLevel=5 userLabel="LUN_6"
volumeGroupUserLabel="6" owner=A segmentSize=256 dssPreAllocate=true
securityType=none;
show "Setting additional attributes for Volume LUN_6.";
// Configuration settings that can not be set during Volume creation.
set volume["LUN_6"] cacheFlushModifier=10;
set volume["LUN_6"] cacheWithoutBatteryEnabled=false;
set volume["LUN_6"] mirrorEnabled=true;
set volume["LUN_6"] readCacheEnabled=true;
set volume["LUN_6"] writeCacheEnabled=true;
set volume["LUN_6"] mediaScanEnabled=false;
set volume["LUN_6"] redundancyCheckEnabled=false;
set volume["LUN_6"] readAheadMultiplier=1;
```

```
set volume["LUN_6"] modificationPriority=high;
set volume["LUN_6"] preReadRedundancyCheck=false;
show "Creating Volume-to-LUN Mapping for Volume LUN_6 to LUN 6.";
set volume ["LUN_6"] logicalUnitNumber=6 hostGroup=defaultGroup;

show "Creating RAID 5 Volume LUN_7 on new Volume Group 7.";
//This command creates volume group <7> and the initial volume <LUN_7> with offset 0
on the volume group.
// NOTE: For Volume Groups that use all available capacity, the last Volume on this
group is
// created using all remaining capacity by omitting the capacity= volume creation
parameter.
create volume drives=(1,16 1,17 1,18 1,19 1,20) raidLevel=5 userLabel="LUN_7"
volumeGroupUserLabel="7" owner=B segmentSize=256 dssPreAllocate=true
securityType=none;
show "Setting additional attributes for Volume LUN_7.";
// Configuration settings that can not be set during Volume creation.
set volume["LUN_7"] cacheFlushModifier=10;
set volume["LUN_7"] cacheWithoutBatteryEnabled=false;
set volume["LUN_7"] mirrorEnabled=true;
set volume["LUN_7"] readCacheEnabled=true;
set volume["LUN_7"] writeCacheEnabled=true;
set volume["LUN_7"] mediaScanEnabled=false;
set volume["LUN_7"] redundancyCheckEnabled=false;
set volume["LUN_7"] readAheadMultiplier=1;
set volume["LUN_7"] modificationPriority=high;
set volume["LUN_7"] preReadRedundancyCheck=false;
show "Creating Volume-to-LUN Mapping for Volume LUN_7 to LUN 7.";
set volume ["LUN_7"] logicalUnitNumber=7 hostGroup=defaultGroup;

show "Creating RAID 5 Volume LUN_8 on new Volume Group 8.";
//This command creates volume group <8> and the initial volume <LUN_8> with offset 0
on the volume group.
// NOTE: For Volume Groups that use all available capacity, the last Volume on this
group is
// created using all remaining capacity by omitting the capacity= volume creation
parameter.
create volume drives=(2,1 2,2 2,3 2,4 2,5) raidLevel=5 userLabel="LUN_8"
volumeGroupUserLabel="8" owner=A segmentSize=256 dssPreAllocate=true
securityType=none;
show "Setting additional attributes for Volume LUN_8.";
// Configuration settings that can not be set during Volume creation.
set volume["LUN_8"] cacheFlushModifier=10;
set volume["LUN_8"] cacheWithoutBatteryEnabled=false;
set volume["LUN_8"] mirrorEnabled=true;
set volume["LUN_8"] readCacheEnabled=true;
set volume["LUN_8"] writeCacheEnabled=true;
set volume["LUN_8"] mediaScanEnabled=false;
set volume["LUN_8"] redundancyCheckEnabled=false;
set volume["LUN_8"] readAheadMultiplier=1;
set volume["LUN_8"] modificationPriority=high;
set volume["LUN_8"] preReadRedundancyCheck=false;
show "Creating Volume-to-LUN Mapping for Volume LUN_8 to LUN 8.";
set volume ["LUN_8"] logicalUnitNumber=8 hostGroup=defaultGroup;

show "Creating RAID 5 Volume LUN_9 on new Volume Group 9.";
//This command creates volume group <9> and the initial volume <LUN_9> with offset 0
on the volume group.
// NOTE: For Volume Groups that use all available capacity, the last Volume on this
group is
// created using all remaining capacity by omitting the capacity= volume creation
parameter.
```

```
create volume drives=(2,6 2,7 2,8 2,9 2,10) raidLevel=5 userLabel="LUN_9"
volumeGroupUserLabel="9" owner=B segmentSize=256 dssPreAllocate=true
securityType=none;
show "Setting additional attributes for Volume LUN_9.";
// Configuration settings that can not be set during Volume creation.
set volume["LUN_9"] cacheFlushModifier=10;
set volume["LUN_9"] cacheWithoutBatteryEnabled=false;
set volume["LUN_9"] mirrorEnabled=true;
set volume["LUN_9"] readCacheEnabled=true;
set volume["LUN_9"] writeCacheEnabled=true;
set volume["LUN_9"] mediaScanEnabled=false;
set volume["LUN_9"] redundancyCheckEnabled=false;
set volume["LUN_9"] readAheadMultiplier=1;
set volume["LUN_9"] modificationPriority=high;
set volume["LUN_9"] preReadRedundancyCheck=false;
show "Creating Volume-to-LUN Mapping for Volume LUN_9 to LUN 9.";
set volume ["LUN_9"] logicalUnitNumber=9 hostGroup=defaultGroup;

show "Creating RAID 5 Volume LUN_10 on new Volume Group 10.";
//This command creates volume group <10> and the initial volume <LUN_10> with offset
0 on the volume group.
// NOTE: For Volume Groups that use all available capacity, the last Volume on this
group is
// created using all remaining capacity by omitting the capacity= volume creation
parameter.
create volume drives=(2,11 2,12 2,13 2,14 2,15) raidLevel=5 userLabel="LUN_10"
volumeGroupUserLabel="10" owner=A segmentSize=256 dssPreAllocate=true
securityType=none;
show "Setting additional attributes for Volume LUN_10.";
// Configuration settings that can not be set during Volume creation.
set volume["LUN_10"] cacheFlushModifier=10;
set volume["LUN_10"] cacheWithoutBatteryEnabled=false;
set volume["LUN_10"] mirrorEnabled=true;
set volume["LUN_10"] readCacheEnabled=true;
set volume["LUN_10"] writeCacheEnabled=true;
set volume["LUN_10"] mediaScanEnabled=false;
set volume["LUN_10"] redundancyCheckEnabled=false;
set volume["LUN_10"] readAheadMultiplier=1;
set volume["LUN_10"] modificationPriority=high;
set volume["LUN_10"] preReadRedundancyCheck=false;
show "Creating Volume-to-LUN Mapping for Volume LUN_10 to LUN 10.";
set volume ["LUN_10"] logicalUnitNumber=10 hostGroup=defaultGroup;

show "Creating RAID 5 Volume LUN_11 on new Volume Group 11.";
//This command creates volume group <11> and the initial volume <LUN_11> with offset
0 on the volume group.
// NOTE: For Volume Groups that use all available capacity, the last Volume on this
group is
// created using all remaining capacity by omitting the capacity= volume creation
parameter.
create volume drives=(2,16 2,17 2,18 2,19 2,20) raidLevel=5 userLabel="LUN_11"
volumeGroupUserLabel="11" owner=B segmentSize=256 dssPreAllocate=true
securityType=none;
show "Setting additional attributes for Volume LUN_11.";
// Configuration settings that can not be set during Volume creation.
set volume["LUN_11"] cacheFlushModifier=10;
set volume["LUN_11"] cacheWithoutBatteryEnabled=false;
set volume["LUN_11"] mirrorEnabled=true;
set volume["LUN_11"] readCacheEnabled=true;
set volume["LUN_11"] writeCacheEnabled=true;
set volume["LUN_11"] mediaScanEnabled=false;
set volume["LUN_11"] redundancyCheckEnabled=false;
set volume["LUN_11"] readAheadMultiplier=1;
```



```
set volume["LUN_11"] modificationPriority=high;
set volume["LUN_11"] preReadRedundancyCheck=false;
show "Creating Volume-to-LUN Mapping for Volume LUN_11 to LUN 11.";
set volume ["LUN_11"] logicalUnitNumber=11 hostGroup=defaultGroup;
```

```
// Disable Auto Volume Transfer (AVT) for all host types
```

```
set controller[a] HostNVSRAMByte[0x00, 0x24]=0x00;
set controller[a] HostNVSRAMByte[0x01, 0x24]=0x00;
set controller[a] HostNVSRAMByte[0x02, 0x24]=0x00;
set controller[a] HostNVSRAMByte[0x03, 0x24]=0x00;
set controller[a] HostNVSRAMByte[0x04, 0x24]=0x00;
set controller[a] HostNVSRAMByte[0x05, 0x24]=0x00;
set controller[a] HostNVSRAMByte[0x06, 0x24]=0x00;
set controller[a] HostNVSRAMByte[0x07, 0x24]=0x00;
set controller[a] HostNVSRAMByte[0x08, 0x24]=0x00;
set controller[a] HostNVSRAMByte[0x09, 0x24]=0x00;
set controller[a] HostNVSRAMByte[0x0a, 0x24]=0x00;
set controller[a] HostNVSRAMByte[0x0b, 0x24]=0x00;
set controller[a] HostNVSRAMByte[0x0c, 0x24]=0x00;
set controller[a] HostNVSRAMByte[0x0d, 0x24]=0x00;
set controller[a] HostNVSRAMByte[0x0e, 0x24]=0x00;
set controller[a] HostNVSRAMByte[0x0f, 0x24]=0x00;
```

```
set controller[b] HostNVSRAMByte[0x00, 0x24]=0x00;
set controller[b] HostNVSRAMByte[0x01, 0x24]=0x00;
set controller[b] HostNVSRAMByte[0x02, 0x24]=0x00;
set controller[b] HostNVSRAMByte[0x03, 0x24]=0x00;
set controller[b] HostNVSRAMByte[0x04, 0x24]=0x00;
set controller[b] HostNVSRAMByte[0x05, 0x24]=0x00;
set controller[b] HostNVSRAMByte[0x06, 0x24]=0x00;
set controller[b] HostNVSRAMByte[0x07, 0x24]=0x00;
set controller[b] HostNVSRAMByte[0x08, 0x24]=0x00;
set controller[b] HostNVSRAMByte[0x09, 0x24]=0x00;
set controller[b] HostNVSRAMByte[0x0a, 0x24]=0x00;
set controller[b] HostNVSRAMByte[0x0b, 0x24]=0x00;
set controller[b] HostNVSRAMByte[0x0c, 0x24]=0x00;
set controller[b] HostNVSRAMByte[0x0d, 0x24]=0x00;
set controller[b] HostNVSRAMByte[0x0e, 0x24]=0x00;
set controller[b] HostNVSRAMByte[0x0f, 0x24]=0x00;
```

APPENDIX D: SPC-2 WORKLOAD GENERATOR STORAGE COMMANDS AND PARAMETERS

Large File Processing Test (LFP)

* Large File Processing Test (LFP)

```
host=localhost,jvms=1,maxstreams=100
  java="c:\java\bin\java.exe",
  spc2="c:\bench\vdbench\spc2\",
  shell=spc2
```

```
sd=default,host=localhost,size=1197851279360
sd=sd1,lun=\\.PhysicalDrive1
sd=sd2,lun=\\.PhysicalDrive2
sd=sd3,lun=\\.PhysicalDrive3
sd=sd4,lun=\\.PhysicalDrive4
sd=sd5,lun=\\.PhysicalDrive5
sd=sd6,lun=\\.PhysicalDrive6
sd=sd7,lun=\\.PhysicalDrive7
sd=sd8,lun=\\.PhysicalDrive8
sd=sd9,lun=\\.PhysicalDrive9
sd=sd10,lun=\\.PhysicalDrive10
sd=sd11,lun=\\.PhysicalDrive11
sd=sd12,lun=\\.PhysicalDrive12
```

```
maxlatestart=0
reportinginterval=5
segmentlength=512m
```

```
rd=default,rampup=180,periods=90,measurement=180,runout=45,rampdown=15,buffers=1
```

```
* LFP, "write" Test Phase
rd=default,rdpct=0,xfersize=1024k
rd=TR1_SPC-2-FP2.0,streams=20
rd=TR2_SPC-2-FP2.0,streams=10
rd=TR3_SPC-2-FP2.0,streams=5
rd=TR4_SPC-2-FP2.0,streams=2
rd=TR5_SPC-2-FP2.0,streams=1
```

```
rd=default,xfersize=256k
rd=TR6_SPC-2-FP2.0,streams=20
rd=TR7_SPC-2-FP2.0,streams=10
rd=TR8_SPC-2-FP2.0,streams=5
rd=TR9_SPC-2-FP2.0,streams=2
rd=TR10_SPC-2-FP2.0,streams=1
```

```
* LFP, "read-write" Test Phase
rd=default,rdpct=50,xfersize=1024k
rd=TR11_SPC-2-FP2.0,streams=20
rd=TR12_SPC-2-FP2.0,streams=10
rd=TR13_SPC-2-FP2.0,streams=5
rd=TR14_SPC-2-FP2.0,streams=2
rd=TR15_SPC-2-FP2.0,streams=1
```

```
rd=default,xfersize=256k
rd=TR16_SPC-2-FP2.0,streams=20
rd=TR17_SPC-2-FP2.0,streams=10
```

```
rd=TR18_SPC-2-FP2.0,streams=5
rd=TR19_SPC-2-FP2.0,streams=2
rd=TR20_SPC-2-FP2.0,streams=1

* LFP, "read" Test Phase
rd=default,rdpct=100,xfersize=1024k
rd=TR21_SPC-2-FP2.0,streams=20
rd=TR22_SPC-2-FP2.0,streams=10
rd=TR23_SPC-2-FP2.0,streams=5
rd=TR24_SPC-2-FP2.0,streams=2
rd=TR25_SPC-2-FP2.0,streams=1

rd=default,xfersize=256k
rd=TR26_SPC-2-FP2.0,streams=20
rd=TR27_SPC-2-FP2.0,streams=10
rd=TR28_SPC-2-FP2.0,streams=5
rd=TR29_SPC-2-FP2.0,streams=2
rd=TR30_SPC-2-FP2.0,streams=1
```

Large Database Query Test (LDQ)

```
* Large Data Query Test (LDQ)

host=localhost,jvms=1,maxstreams=100
  java="c:\java\bin\java.exe",
  spc2="c:\bench\vdbench\spc2\",
  shell=spc2

*** From master Host ***
sd=default,host=localhost,size=1197851279360
sd=sd1,lun=\\.PhysicalDrive1
sd=sd2,lun=\\.PhysicalDrive2
sd=sd3,lun=\\.PhysicalDrive3
sd=sd4,lun=\\.PhysicalDrive4
sd=sd5,lun=\\.PhysicalDrive5
sd=sd6,lun=\\.PhysicalDrive6
sd=sd7,lun=\\.PhysicalDrive7
sd=sd8,lun=\\.PhysicalDrive8
sd=sd9,lun=\\.PhysicalDrive9
sd=sd10,lun=\\.PhysicalDrive10
sd=sd11,lun=\\.PhysicalDrive11
sd=sd12,lun=\\.PhysicalDrive12

maxlatestart=0
reportinginterval=5
segmentlength=512m

rd=default,rdpct=99,rampup=180,periods=90,measurement=180,runout=45,rampdown=15

* LDQ, 1024 KiB Test Phase

rd=default,xfersize=1024k,buffers=4
rd=TR1_SPC-2-DQ2.0,streams=20
rd=TR2_SPC-2-DQ2.0,streams=10
rd=TR3_SPC-2-DQ2.0,streams=5
rd=TR4_SPC-2-DQ2.0,streams=2
rd=TR5_SPC-2-DQ2.0,streams=1

rd=default,buffers=1
```

```
rd=TR6_SPC-2-DQ2.0,streams=20
rd=TR7_SPC-2-DQ2.0,streams=10
rd=TR8_SPC-2-DQ2.0,streams=5
rd=TR9_SPC-2-DQ2.0,streams=2
rd=TR10_SPC-2-DQ2.0,streams=1

* LDQ, 64 KiB Test Phase

rd=default,xfersize=64k,buffers=4
rd=TR11_SPC-2-DQ2.0,streams=20
rd=TR12_SPC-2-DQ2.0,streams=10
rd=TR13_SPC-2-DQ2.0,streams=5
rd=TR14_SPC-2-DQ2.0,streams=2
rd=TR15_SPC-2-DQ2.0,streams=1

rd=default,buffers=1
rd=TR16_SPC-2-DQ2.0,streams=20
rd=TR17_SPC-2-DQ2.0,streams=10
rd=TR18_SPC-2-DQ2.0,streams=5
rd=TR19_SPC-2-DQ2.0,streams=2
rd=TR20_SPC-2-DQ2.0,streams=1
```

Video on Demand Delivery Test (VOD)

```
* Video on Demand Test (VOD)

host=localhost,jvms=5,maxstreams=1000
  java="c:\java\bin\java.exe",
  spc2="c:\bench\vdbench\spc2\",
  shell=spc2

*** From master Host ***
sd=default,host=localhost,size=1197851279360
sd=sd1,lun=\\.PhysicalDrive1
sd=sd2,lun=\\.PhysicalDrive2
sd=sd3,lun=\\.PhysicalDrive3
sd=sd4,lun=\\.PhysicalDrive4
sd=sd5,lun=\\.PhysicalDrive5
sd=sd6,lun=\\.PhysicalDrive6
sd=sd7,lun=\\.PhysicalDrive7
sd=sd8,lun=\\.PhysicalDrive8
sd=sd9,lun=\\.PhysicalDrive9
sd=sd10,lun=\\.PhysicalDrive10
sd=sd11,lun=\\.PhysicalDrive11
sd=sd12,lun=\\.PhysicalDrive12

maxlatestart=0
videosegmentduration=1200
maxlatevod=0
reportinginterval=5

* Official RD
rd=default,rampup=1200,periods=600,measurement=7200,runout=45,rampdown=15

rd=TR1_SPC-2-VOD11.0,streams=2700,buffers=8
```

Persistence Test Run 1 (write phase)

```
* Persistence Write Phase
host=localhost,jvms=1,maxstreams=100

sd=default,host=localhost,size=1197851279360
sd=sd1,lun=\\.PhysicalDrive1
sd=sd2,lun=\\.PhysicalDrive2
sd=sd3,lun=\\.PhysicalDrive3
sd=sd4,lun=\\.PhysicalDrive4
sd=sd5,lun=\\.PhysicalDrive5
sd=sd6,lun=\\.PhysicalDrive6
sd=sd7,lun=\\.PhysicalDrive7
sd=sd8,lun=\\.PhysicalDrive8
sd=sd9,lun=\\.PhysicalDrive9
sd=sd10,lun=\\.PhysicalDrive10
sd=sd11,lun=\\.PhysicalDrive11
sd=sd12,lun=\\.PhysicalDrive12

maxlatestart=1
reportinginterval=5
segmentlength=512m

rd=default,rampup=360,measurement=300,runout=0,rampdown=0,buffers=1

rd=default,rdpct=0,xfersize=1024k
rd=TR1-32s_SPC-2-persist-w,streams=20
```

Persistence Test Run 2 (read phase)

```
* Persistence Read Phase
host=localhost,jvms=1,maxstreams=100

sd=default,host=localhost,size=1197851279360
sd=sd1,lun=\\.PhysicalDrive1
sd=sd2,lun=\\.PhysicalDrive2
sd=sd3,lun=\\.PhysicalDrive3
sd=sd4,lun=\\.PhysicalDrive4
sd=sd5,lun=\\.PhysicalDrive5
sd=sd6,lun=\\.PhysicalDrive6
sd=sd7,lun=\\.PhysicalDrive7
sd=sd8,lun=\\.PhysicalDrive8
sd=sd9,lun=\\.PhysicalDrive9
sd=sd10,lun=\\.PhysicalDrive10
sd=sd11,lun=\\.PhysicalDrive11
sd=sd12,lun=\\.PhysicalDrive12

maxlatestart=1
reportinginterval=5
segmentlength=512m

maxpersistenceerrors=10

rd=default,buffers=1,rdpct=100,xfersize=1024k
rd=TR1-32s_SPC-2-persist-r
```

APPENDIX E: SPC-2 WORKLOAD GENERATOR EXECUTION COMMANDS AND PARAMETERS

Video on Demand Delivery, Large File Processing Test, Large Database Query Tests, and Persistence Test Run 1

The following script was used to execute the Video on Demand Delivery, Large File Processing and Large Database Query Tests, as well as, Persistence Test Run 1.

```
REM Get storage array profile
"c:\program files\StorageManager\client\smcli" 172.22.201.161 172.22.201.162 -c
"show storageArray profile;" -o
"c:\bench\vdbench\spc2\output\spc2_profile_before_run.txt"

@echo off

rem Windows: start Vdbench

rem Directory where this is executed from:
set dir=%~dp0

rem set current class path
set cp=%~dp0

set java=java

%java% -Xmx1536m -Xms512m -Xss96k -cp %cp% vdbench -f lfp.parm -o
spc2_20101020.init -init

%java% -Xmx1536m -Xms512m -Xss96k -cp %cp% vdbench -f lfp.parm -o
spc2_20101020.lfp

%java% -Xmx1536m -Xms512m -Xss96k -cp %cp% vdbench -f ldq.parm -o
spc2_20101020.ldq

%java% -Xmx1536m -Xms512m -Xss96k -cp %cp% vdbench -f vod.parm -o
spc2_20101020.vod

%java% -Xmx1536m -Xms512m -Xss96k -cp %cp% vdbench -f persist1_R5.parm -o
spc2_20101020.persist1
```

Persistence Test Run 2

The following script was used to execute Persistence Test Run 2.

```
@echo off

rem Windows: start Vdbench

rem Directory where this is executed from:
set dir=%~dp0

rem set current class path
set cp=%~dp0

set java=java

%java% -Xmx1536m -Xms512m -Xss96k -cp %cp% vdbench -f persist2_R5.parm -o
spc2_20101020.persist2

REM Get storage array profile
"c:\program files\StorageManager\client\smcli" 172.22.201.161 172.22.201.162 -c
"show storageArray profile;" -o
"c:\bench\vdbench\spc2\output\spc2_profile_after_run.txt"
```