



**SPC BENCHMARK 1™
EXECUTIVE SUMMARY**

**HUAWEI TECHNOLOGIES CO., LTD.
HUAWEI OCEANSTOR™ 5500 V3**

SPC-1 V1.14

**Submitted for Review: April 26, 2016
Submission Identifier: A00174**

EXECUTIVE SUMMARY**Test Sponsor and Contact Information**

Test Sponsor and Contact Information	
Test Sponsor Primary Contact	Huawei Technologies Co., Ltd. – http://www.huawei.com/en/ Xu Zhong – xuzhong@huawei.com Huawei Chengdu Base No. 1899, Xiyuan Avenue Chengdu, 611731 P.R. China Phone: 86 28 65281927 FAX: 86 28 62282516
Test Sponsor Alternate Contact	Huawei Technologies Co., Ltd. – http://www.huawei.com/en/ Li Huan – tomas.l@huawei.com Huawei Chengdu Base No. 1899, Xiyuan Avenue Chengdu, 611731 P.R. China Phone: 86 28 65281927 FAX: 86 28 62282516
Auditor	Storage Performance Council – http://www.storageperformance.org Walter E. Baker – AuditService@StoragePerformance.org 643 Bair Island Road, Suite 103 Redwood City, CA 94063 Phone: (650) 556-9384 FAX: (650) 556-9385

Revision Information and Key Dates

Revision Information and Key Dates	
SPC-1 Specification revision number	V1.14
SPC-1 Workload Generator revision number	V2.3.0
Date Results were first used publicly	April 26, 2016
Date the FDR was submitted to the SPC	April 26, 2016
Date the Priced Storage Configuration is available for shipment to customers	currently available
Date the TSC completed audit certification	April 25, 2016

Tested Storage Product (TSP) Description

The Huawei OceanStor™ 5500 V3 offers a cloud architecture-oriented operating system, high-performance hardware platform, and a complete suite of smart management software. The product is scalable to eight controllers, 512 GB cache, a maximum of 750 storage devices, with a variety of interfaces, including 16 Gbit/s FC, 56 Gbit/s InfiniBand, PCIe 3.0, 12 Gbit/s SAS, and smart I/O cards.

The Huawei OceanStor™ 5500 V3 is a perfect storage system for large OLTP/OLAP databases, file sharing, and cloud computing in the government, finance, telecom, energy, and media industries.

OceanStor OS, the Huawei OceanStor storage operating system, enables Huawei storage products evolve to the future cloud architecture and deliver the core business platform. It supports all OceanStor Storage arrays, specifically, for managing the underlying infrastructure, the physical space and logical space. OceanStor OS delivers intelligent and convergent services and multiple SLAs to the application scenarios, including SAN and NAS convergence, all-level storage convergence, performance and capacity convergence, primary and backup storage convergence, and heterogeneous storage convergence. OceanStor OS helps customers evolve their traditional storage to cloud services in the future.

Summary of Results

SPC-1 Reported Data	
Tested Storage Product (TSP) Name: Huawei OceanStor™ 5500 V3	
Metric	Reported Result
SPC-1 IOPS™	320,984.01
SPC-1 Price-Performance™	\$0.26/SPC-1 IOPS™
Total ASU Capacity	6,764.573 GB
Data Protection Level	Protected 2 (<i>Mirroring</i>)
Total Price	\$81,900.78
Currency Used	U.S. Dollars
Target Country for availability, sales and support	USA

SPC-1 IOPS™ represents the maximum I/O Request Throughput at the 100% load point.

SPC-1 Price-Performance™ is the ratio of **Total Price** to **SPC-1 IOPS™**.

Total ASU (Application Storage Unit) **Capacity** represents the total storage capacity available to be read and written in the course of executing the SPC-1 benchmark.

A **Data Protection Level** of **Protected 2** using **Mirroring** configures two or more identical copies of user data..

***Protected 2:** The single point of failure of any **storage device** in the configuration will not result in permanent loss of access to or integrity of the SPC-1 Data Repository.*


Total Price includes the cost of the Priced Storage Configuration plus three years of hardware maintenance and software support as detailed on page [9](#).


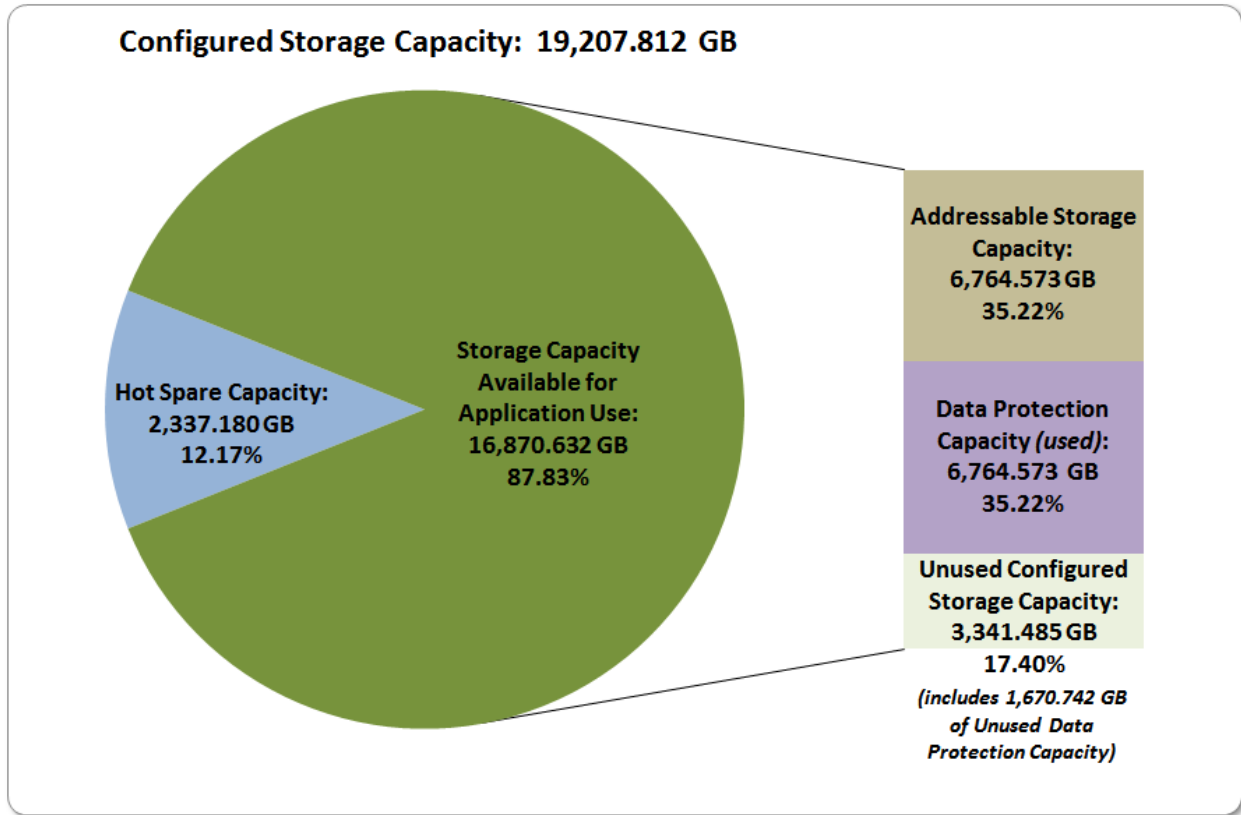
Currency Used is formal name for the currency used in calculating the **Total Price** and **SPC-1 Price-Performance™**. That currency may be the local currency of the **Target Country** or the currency of a difference country (*non-local currency*).


The **Target Country** is the country in which the Priced Storage Configuration is available for sale and in which the required hardware maintenance and software support is provided either directly from the Test Sponsor or indirectly via a third-party supplier.

Storage Capacities, Relationships, and Utilization

The following four charts and table document the various storage capacities, used in this benchmark, and their relationships, as well as the storage utilization values required to be reported.







SPC-1 Storage Capacity Utilization	
Application Utilization	33.30%
Protected Application Utilization	66.59%
Unused Storage Ratio	21.54%

Application Utilization: Total ASU Capacity (6,764.573 GB) divided by Physical Storage Capacity (20,316.992 GB).

Protected Application Utilization: (Total ASU Capacity (6,764.573 GB) plus total Data Protection Capacity (8,435.316 GB) minus unused Data Protection Capacity (1,670.742 GB)) divided by Physical Storage Capacity (20,316.992 GB).

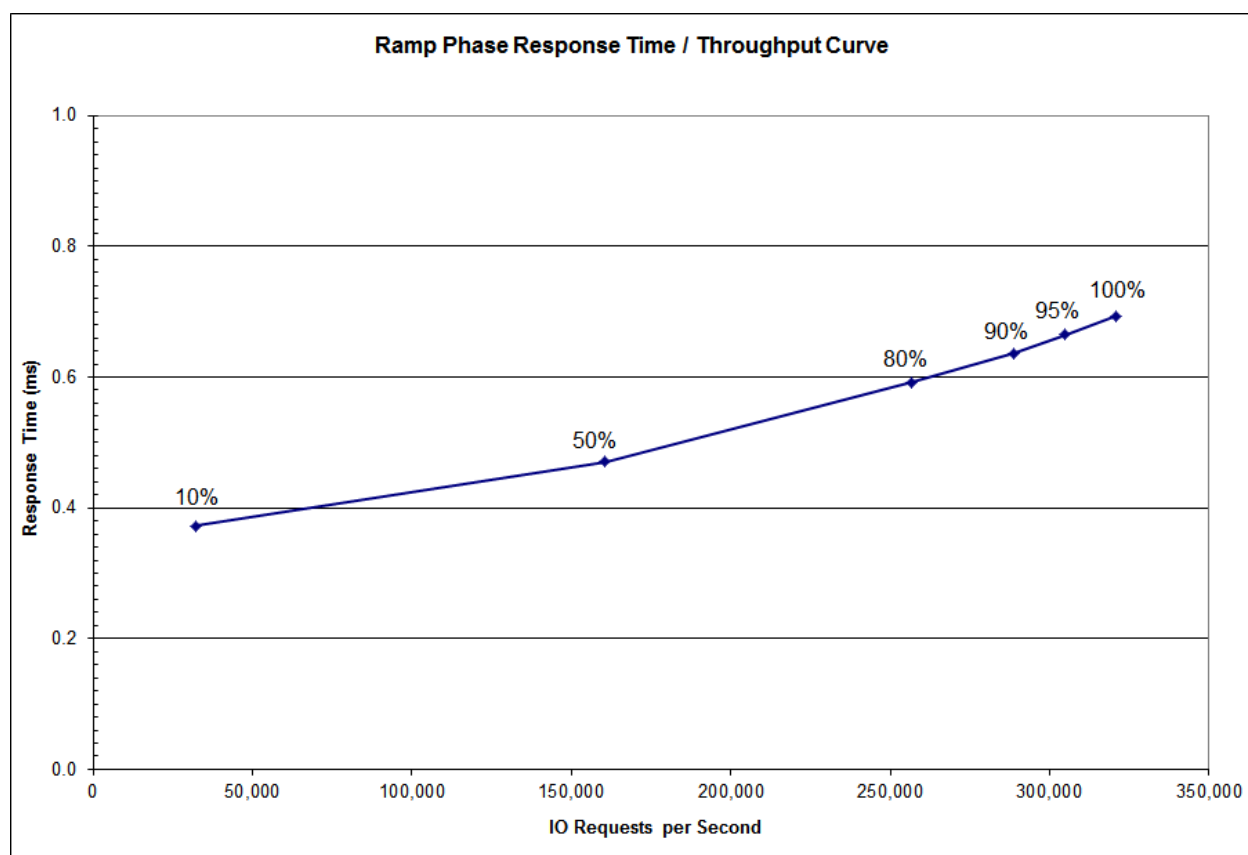
Unused Storage Ratio: Total Unused Capacity (4,376.320 GB) divided by Physical Storage Capacity (20,316.992 GB) and may not exceed 45%.

Detailed information for the various storage capacities and utilizations is available on pages 30-31 of the associated Full Disclosure Report.

Response Time – Throughput Curve

The Response Time-Throughput Curve illustrates the Average Response Time (milliseconds) and I/O Request Throughput at 100%, 95%, 90%, 80%, 50%, and 10% of the workload level used to generate the SPC-1 IOPS™ metric.

The Average Response Time measured at the any of the above load points cannot exceed 30 milliseconds or the benchmark measurement is invalid.



Response Time – Throughput Data

	10% Load	50% Load	80% Load	90% Load	95% Load	100% Load
I/O Request Throughput	32,105.94	160,494.97	256,786.94	288,907.69	304,962.40	320,984.01
Average Response Time (ms):						
All ASUs	0.37	0.47	0.59	0.64	0.67	0.69
ASU-1	0.36	0.47	0.61	0.66	0.69	0.72
ASU-2	0.40	0.52	0.66	0.71	0.74	0.77
ASU-3	0.39	0.44	0.52	0.56	0.58	0.61
Reads	0.37	0.53	0.72	0.79	0.82	0.85
Writes	0.38	0.43	0.51	0.54	0.57	0.59

Priced Storage Configuration Pricing

No.	Model	Description	Qty.	Unit Price (USD)	Total Price (USD)
1	Phase				
1	Location				
1.1	OceanStor 5500 V3 Storage System				
1.1.1	Engine				
	55V3-128G-AC2-8	5500 V3(2U,Dual Ctrl,AC,128GB,SmartIO,8*8Gb FC,25*2.5",SPE33C0225)	2	12,217.20	24,434.40
1.1.2	Expand Interface Module				
	SMARTIO10ETH	4 port SmartIO I/O module(SFP+,10Gb Eth/FCoE(VN2VF)/Scale-out)	4	1,310.16	5,240.64
1.1.3	Disk Components				
	SSDM-400G2S-A1	SSD Midrange 400GB 2.5" SAS 6G Disk Unit	50	710.40	35,520.00
1.1.4	Installation Material				
	SN2F01FCPC	Patch Cord,DLC/PC,DLC/PC,Multi-mode,3m,A1a.2,2mm, OM3 bending insensitive	24	11.00	264.00
1.1.5	HBA				
	N8GHBA000	QLOGIC QLE2562 HBA Card,PCIE,8Gbps DualPort ,Fiber Channel Multimode LC Optic Interface,English Manual, No Drive CD	8	1,000.00	8,000.00
1.1.6	Storage Software				
	LIC-5500V3-BS	Basic Software License for Block(Include Device Management,SmartThin,SmartMulti-tenant,SmartMigration,SmartErase,SmartMotion,Ultrathin, Cloud Service)	1	788.16	788.16
	LIC-5500V3-PATH	OceanStor HW UltraPath Software License	1	945.60	945.60
Total of Product					75,192.80
1.1.7	Maintenance Support Service				
	02350HYS-88134ULJ-3	5500 V3(2U,Dual Ctrl,AC,128GB,SmartIO,8*8Gb FC,25*2.5",SPE33C0225)-Warranty Upgrade To Hi-Care Onsite Premier 24x7x4H Engineer Onsite Service-3 Year(s)	2	3,059.99	6,119.98
	88032QRN-88134UHK-3	OceanStor HW UltraPath Software License-Hi-Care Application Software Upgrade Support Service-3 Year(s)	1	294.00	294.00
	88032QRA-88134UHK-3	Basic Software License for Block (Includes Device Management,SmartThin,SmartMulti-tenant, SmartMigration,SmartErase,SmartMotion,Cloud Service) Hi-Care Application Software Upgrade Support Service-3 Year(s)	1	294.00	294.00
Total of Service (3 years)					6,707.98
Total Price					81,900.78
Notes:Hi-Care Premier On-Site Service include: 7*24 Technical Assistance Center Access. Access to all new software updates and Online Support. 24*7*4 Hours Onsite Hardware Replacement.					

Huawei Technologies Co., Ltd. only sells its products to third-party resellers, who in turn, sell those products to U.S. customers. The above pricing, which also includes the required three-year maintenance and support, was obtained from one of those third-party resellers. See page 83 (*Appendix F: Third-Party Quotation*) of the Full Disclosure Report for a copy of the third-party reseller quotation.

The above pricing includes hardware maintenance and software support for three years, 7 days per week, 24 hours per day. The hardware maintenance and software support provides the following:


- Acknowledgement of new and existing problems within four (4) hours.
- Onsite presence of a qualified maintenance engineer or provision of a customer replaceable part within four (4) hours of the above acknowledgement for any hardware failure that results in an inoperative Priced Storage Configuration that can be remedied by the repair or replacement of a Priced Storage Configuration component.

Differences between the Tested Storage Configuration (TSC) and Priced Storage Configuration

There were no differences between the Tested Storage Configuration and the Priced Storage Configuration.

Priced Storage Configuration Diagram

8 – QLogic dual-ported QLE2562 FC HBAs



16 – 8 Gb FC connections
(2 connections/HBA)
(4 connection/Controller)



2 – 2U System Enclosures

2 – Engines

(1 Engine per System Enclosure)

4 – Active-Active Controllers

(2 controllers per Engine)

4 – 4-port 8Gb Smart I/O modules
(built-in FC, 1 module per Controller)

256 GB cache *(64 GB per Controller)*

4 – 4-port 10Gb Smart I/O modules
(Eth/FCoE) (1 module per Controller)

50 – 400GB SSD drives
(25 SSDs per System Enclosure)

Huawei OceanStor™ 5500 V3

Priced Storage Configuration Components

Priced Storage Configuration
OceanStor UltraPath
8 – QLogic QLE2562 dual-port, 8 Gbps, FC HBAs
Huawei OceanStor™ 5500 V3 2 – 2U System Enclosures 2 – Engines (<i>CTE0 and CTE1</i>) (<i>1 Engine per System Enclosure</i>) 4 – Active-Active Controllers (<i>0A, 0B, 1A and 1B</i>) (<i>2 Controllers per Engine</i>) each controller includes: 64 GB cache (<i>256 GB total</i>) 1 – 4-port 10Gb Smart I/O modules (<i>Eth/FCoE</i>) (<i>used for inter-controller connectivity</i>) (<i>4 modules total, 4 ports per controller</i>) (<i>16 ports total and used</i>) 1 – 4-port 8Gb Smart I/O module (<i>built-in FC</i>) (<i>4 modules total, 4 ports per controller</i>) (<i>16 ports total and used</i>)
50 – 400 GB, 2.5" SSD drives (<i>25 SSDs per System Enclosure</i>)

Engine, Controller, Eth/FCoE module/active port relationships and Controller-to-Controller Eth/FCoE connection details, used in the Benchmark Configuration, are listed on pages 25-27 of the associated SPC-1 Full Disclosure Report.