



NEC

**SPC BENCHMARK 1™
EXECUTIVE SUMMARY**

**NEC CORPORATION
NEC STORAGE M310F**

SPC-1 V1.14

Submitted for Review: April 12, 2016

Submission Identifier: A00172

Revised: April 13, 2016

EXECUTIVE SUMMARY**Test Sponsor and Contact Information**

| Test Sponsor and Contact Information | |
|---|--|
| Test Sponsor Primary Contact | NEC Corporation – http://www.nec.com Kentaro Yamamoto – k-yamamoto@dh.jp.nec.com 1-10, Nisshin-Cho, Fuchu Tokyo, 183-8501, Japan Phone: +81 42 333 5150 |
| Test Sponsor Alternate Contact | NEC Corporation – http://www.nec.com Yoshifumi Yamaguchi – y-yamaguchi@dc.jp.nec.com 1-10, Nisshin-Cho, Fuchu Tokyo, 183-8501, Japan Phone: +81 42 333 1710 FAX: +81 42 333 1777 |
| Test Sponsor Alternate Contact | NEC Corporation of America – http://www.necam.com/ Chauncey Schwartz – chauncey.schwartz@necam.com 2880 Scott Blvd. Santa Clara, CA 95050 Phone: (952) 388-8466 |
| Auditor | Storage Performance Council – http://www.storageperformance.org Walter E. Baker – AuditService@StoragePerformance.org 643 Bair Island Road, Suite 103 Redwood City, CA 94063 Phone: (650) 556-9384 FAX: (650) 556-9385 |

Revision Information and Key Dates

| Revision Information and Key Dates | |
|---|---------------------|
| SPC-1 Specification revision number | V1.14 |
| SPC-1 Workload Generator revision number | V2.3.0 |
| Date Results were first used publicly | April 12, 2016 |
| Date the FDR was submitted to the SPC | April 12, 2016 |
| Date the revised FDR was submitted to the SPC Revised Audit Certification letter (page vii) with the correct SPC-1 Reported Data | April 13, 2016 |
| Date the Priced Storage Configuration is available for shipment to customers | currently available |
| Date the TSC completed audit certification | April 12, 2016 |

Tested Storage Product (TSP) Description

The NEC M310F SAN disk array has the high performance, capacity and availability demanded by data-intensive, mission critical environments.

Best tuning to maximize the performance of SSD realizes fast and stable response. And large amount of cache memory assures high I/O performance to access the data frequently used.

With a straightforward navigational GUI, systems administrators can easily modify settings and capacity, and monitor disk performance.

Ideal for use in any virtualized datacenter with its flexibility for scaling and support with VMware APIs.

Summary of Results

| SPC-1 Reported Data | |
|--|----------------------------------|
| Tested Storage Product (TSP) Name: NEC Storage M310F | |
| Metric | Reported Result |
| SPC-1 IOPS™ | 300,040.48 |
| SPC-1 Price-Performance™ | \$0.58/SPC-1 IOPS™ |
| Total ASU Capacity | 6,867.552 GB |
| Data Protection Level | Protected 2 (<i>Mirroring</i>) |
| Total Price | \$174,608.20 |
| Currency Used | U.S. Dollars |
| Target Country for availability, sales and support | USA |

SPC-1 IOPS™ represents the maximum I/O Request Throughput at the 100% load point.

SPC-1 Price-Performance™ is the ratio of **Total Price** to **SPC-1 IOPS™**.

Total ASU (Application Storage Unit) **Capacity** represents the total storage capacity available to be read and written in the course of executing the SPC-1 benchmark.

A **Data Protection Level** of **Protected 2** using **Mirroring** configures two or more identical copies of user data..

Protected 2: *The single point of failure of any storage device in the configuration will not result in permanent loss of access to or integrity of the SPC-1 Data Repository.*


Total Price includes the cost of the Priced Storage Configuration plus three years of hardware maintenance and software support as detailed on page [9](#).



Currency Used is formal name for the currency used in calculating the **Total Price** and **SPC-1 Price-Performance™**. That currency may be the local currency of the **Target Country** or the currency of a difference country (*non-local currency*).

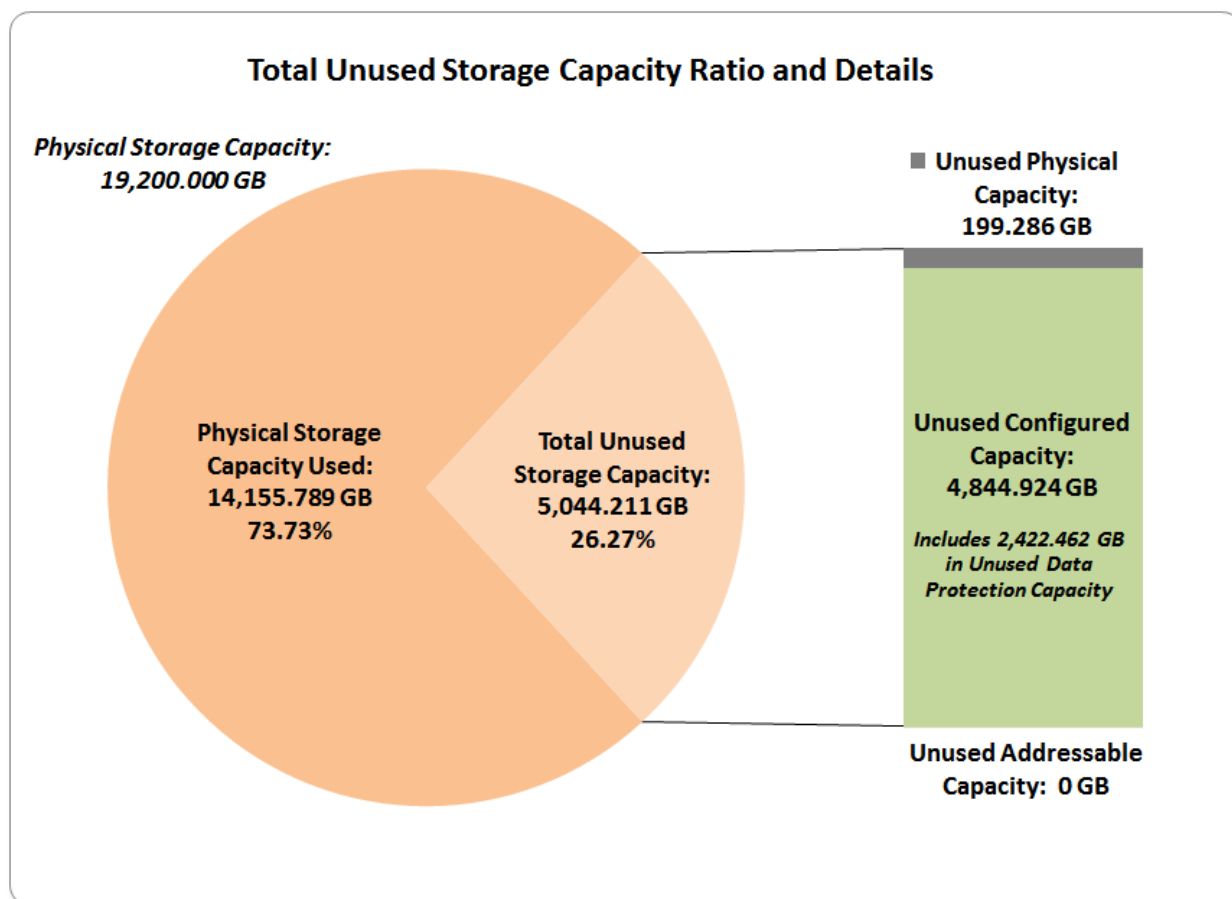
The **Target Country** is the country in which the Priced Storage Configuration is available for sale and in which the required hardware maintenance and software support is provided either directly from the Test Sponsor or indirectly via a third-party supplier.

Storage Capacities, Relationships, and Utilization

The following four charts and table document the various storage capacities, used in this benchmark, and their relationships, as well as the storage utilization values required to be reported.







| SPC-1 Storage Capacity Utilization | |
|------------------------------------|--------|
| Application Utilization | 35.77% |
| Protected Application Utilization | 71.54% |
| Unused Storage Ratio | 26.27% |

Application Utilization: Total ASU Capacity (6,867.552 GB) divided by Physical Storage Capacity (19,200.000 GB).

Protected Application Utilization: (Total ASU Capacity (6,867.552 GB) plus total Data Protection Capacity (9,290.014 GB) minus unused Data Protection Capacity (2,422.462 GB)) divided by Physical Storage Capacity (19,200.000 GB).

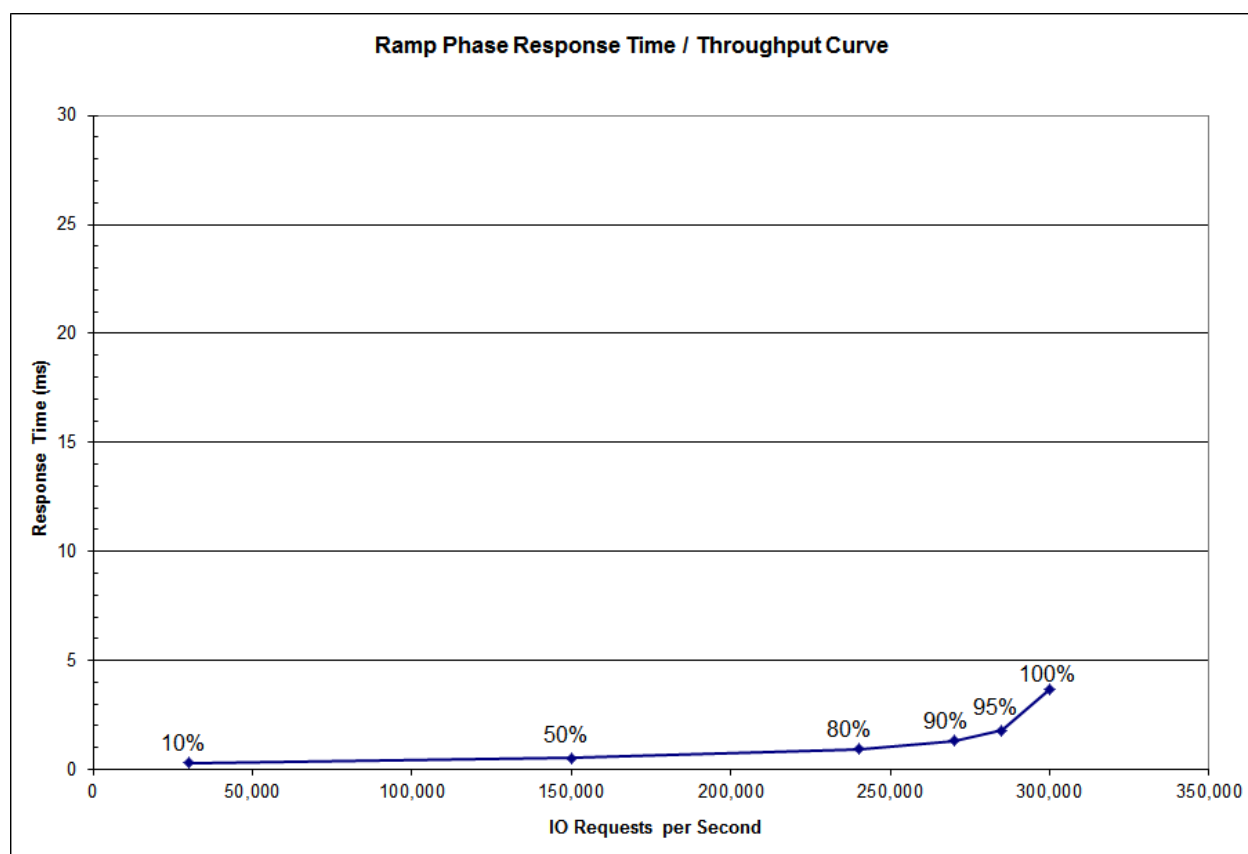
Unused Storage Ratio: Total Unused Capacity (5,044.211 GB) divided by Physical Storage Capacity (19,200.000 GB) and may not exceed 45%.

Detailed information for the various storage capacities and utilizations is available on pages 24-25 of the associated Full Disclosure Report.

Response Time – Throughput Curve

The Response Time-Throughput Curve illustrates the Average Response Time (milliseconds) and I/O Request Throughput at 100%, 95%, 90%, 80%, 50%, and 10% of the workload level used to generate the SPC-1 IOPS™ metric.

The Average Response Time measured at the any of the above load points cannot exceed 30 milliseconds or the benchmark measurement is invalid.



Response Time – Throughput Data

| | 10% Load | 50% Load | 80% Load | 90% Load | 95% Load | 100% Load |
|------------------------------------|-----------|------------|------------|------------|------------|------------|
| I/O Request Throughput | 29,996.55 | 149,959.10 | 240,010.71 | 270,008.53 | 285,014.90 | 300,040.48 |
| Average Response Time (ms): | | | | | | |
| All ASUs | 0.28 | 0.51 | 0.94 | 1.31 | 1.80 | 3.70 |
| ASU-1 | 0.28 | 0.50 | 0.91 | 1.25 | 1.71 | 3.50 |
| ASU-2 | 0.30 | 0.53 | 0.95 | 1.30 | 1.78 | 3.62 |
| ASU-3 | 0.29 | 0.53 | 1.02 | 1.44 | 2.00 | 4.16 |
| Reads | 0.31 | 0.54 | 0.90 | 1.20 | 1.62 | 3.23 |
| Writes | 0.26 | 0.50 | 0.97 | 1.38 | 1.92 | 4.01 |

Priced Storage Configuration Pricing

| SKU | Description | Quantity | Unit List Price | Extended List | Discount | Extended Discount |
|----------------------------|---|----------|-----------------|---------------------|----------|---------------------|
| Hardware | | | | | | |
| Q24-HL000000118979 | M310F Dual Controller All Flash Array Unit w/ Base SW, 4 Port SAS Disk port, 48GB Cache Memory (w/o Host Port Card, SFP) | 1 | \$10,842.00 | \$10,842.00 | 20% | \$8,673.60 |
| NF5322-SF06E | M110/M310 4 port FC Host Port Card w/o SFP | 2 | \$1,665.00 | \$3,330.00 | 20% | \$2,664.00 |
| NF5322-SFP16E | 2 - 16Gb FC SFPs | 4 | \$367.00 | \$1,468.00 | 20% | \$1,174.40 |
| NF5322-SE81E | Disk Enclosure 2.5" for Mx10 | 1 | \$5,427.00 | \$5,427.00 | 20% | \$4,341.60 |
| NF5322-SSA96E | SAS SSD (2.5" 400GB) | 48 | \$2,739.00 | \$131,472.00 | 20% | \$105,177.60 |
| Q24-HL000000072705 | Localization Kit for M110/M310 Disk Array Unit | 1 | \$0.00 | \$0.00 | 20% | \$0.00 |
| Q24-HL000000072706 | Localization Kit for Mx10 Disk Enclosure | 1 | \$0.00 | \$0.00 | 20% | \$0.00 |
| N8190-158A | NEC N8190-158A dual-port 16G FC HBAs (w/ SFP) | 4 | \$1,570.00 | \$6,280.00 | 20% | \$5,024.00 |
| Software | | | | | | |
| Q24-HL000000074242 | M310 60 Day Trial License Bundle | 1 | \$0.00 | \$0.00 | 20% | \$0.00 |
| Q24-HL000000072865 | M310 Base Software | 1 | \$0.00 | \$0.00 | 20% | \$0.00 |
| Maintenance | | | | | | |
| Q24-DN000000119543 | 3 Years Upgrade to Platinum M310F 2.5" Dual Controller w/ Base SW | 1 | \$3,795.00 | \$3,795.00 | 15% | \$3,225.75 |
| Q24-DN000000072623 | 3 Years Upgrade to Platinum M110/M310 4 port FC Host Port Card w/ SFP | 2 | \$583.00 | \$1,166.00 | 15% | \$991.10 |
| Q24-DN000000072609 | 3 Years Upgrade to Platinum Disk Enclosure 2.5" for Mx10 | 1 | \$1,900.00 | \$1,900.00 | 15% | \$1,615.00 |
| Q24-DN000000072915 | 1 Year Upgrade to Platinum SW Maintenance M310 Base Software | 3 | \$941.00 | \$2,823.00 | 15% | \$2,399.55 |
| Q24-DN000000073181 | 3 Years Upgrade to Platinum SAS SSD (2.5" 400GB) | 48 | \$959.00 | \$46,032.00 | 15% | \$39,127.20 |
| Cables | | | | | | |
| FC CABLE | CRU FC CABLE 5M x2 (M#LCLC-5MQ) 5M | 4 | \$54.00 | \$216.00 | 10% | \$194.40 |
| Configuration Total | | | | | | |
| | | | | \$214,751.00 | | \$174,608.20 |

- Power codes for M310F and Disk Enclosures are included in Localization Kits (Q24-HL000000072705 and Q24-HL000000072706).
- Price of M310F Disk Array Unit includes price of M310 Base Software (Q24-HL000000072865).
- PathManager for Windows/Linux/VMware is included in M310 Base Software (Q24-HL000000072865).


The above pricing includes hardware maintenance and software support for three years, 7 days per week, 24 hours per day. The hardware maintenance and software support provides the following:

- Acknowledgement of new and existing problems within four (4) hours.
- Onsite presence of a qualified maintenance engineer or provision of a customer replaceable part within four (4) hours of the above acknowledgement for any hardware failure that results in an inoperative Priced Storage Configuration that can be remedied by the repair or replacement of a Priced Storage Configuration component.

Differences between the Tested Storage Configuration (TSC) and Priced Storage Configuration

There were no differences between the Tested Storage Configuration and the Priced Storage Configuration.

Priced Storage Configuration Diagram



Priced Storage Configuration Components

| Priced Storage Configuration |
|---|
| 4 – NEC N8190-158A dual-port 16Gb FC HBAs |
| NEC Storage M310F Dual-Active Controllers, each with 24 GB memory (48 GB total) 2 – 12 Gb SAS ports (built-in) (4 ports total and used) 1 – Disk Enclosure, 2.5" (DE00) |
| 2 – 4-port FC Host Port Cards (1 card and 4 ports per controller, 8 ports total and used) |
| 1 – Disk Enclosure, 2.5" (DE10) |
| 48 – 400 GB SAS SSDs (24 SSDs per Disk Enclosure) |