



**SPC BENCHMARK 2™
FULL DISCLOSURE REPORT**

**SILICON GRAPHICS INTERNATIONAL CORP.
SGI® INFINITESTORAGE 5500-SP**

SPC-2™ V1.3

Submitted for Review: May 31, 2012

Submission Identifier: B00059

First Edition – May 2012

THE INFORMATION CONTAINED IN THIS DOCUMENT IS DISTRIBUTED ON AN AS IS BASIS WITHOUT ANY WARRANTY EITHER EXPRESS OR IMPLIED. The use of this information or the implementation of any of these techniques is the customer's responsibility and depends on the customer's ability to evaluate and integrate them into the customer's operational environment. While each item has been reviewed by Silicon Graphics International Corp. for accuracy in a specific situation, there is no guarantee that the same or similar results will be obtained elsewhere. Customers attempting to adapt these techniques to their own environment do so at their own risk.

This publication was produced in the United States. Silicon Graphics International Corp. may not offer the products, services, or features discussed in this document in other countries, and the information is subject to change with notice. Consult your local Silicon Graphics International Corp. representative for information on products and services available in your area.

© Copyright Silicon Graphics International Corp. 2012. All rights reserved.

Permission is hereby granted to reproduce this document in whole or in part, provided the copyright notice as printed above is set forth in full text on the title page of each item reproduced.

Trademarks

SPC Benchmark 2, SPC-2, SPC-2 MBPS, and SPC-2 Price-Performance are trademarks of the Storage Performance Council. SGI and the SGI logo are trademarks or registered trademarks of Silicon Graphics International Corp. in the United States and other countries. All other brands, trademarks, and product names are the property of their respective owners.

Table of Contents

Audit Certification	9
Audit Certification (cont.)	10
Letter of Good Faith	11
Executive Summary	12
Test Sponsor and Contact Information	12
Revision Information and Key Dates	12
Tested Storage Product (TSP) Description	12
SPC-2 Reported Data	13
Storage Capacities and Relationships	14
Priced Storage Configuration Pricing	16
Differences between the Tested Storage Configuration (TSC) and Priced Storage Configuration	16
Priced Storage Configuration Diagram	17
Priced Storage Configuration Components	17
Configuration Information	18
Benchmark Configuration (BC)/Tested Storage Configuration (TSC) Diagram	18
Storage Network Configuration	18
Host System and Tested Storage Configuration Table	18
Benchmark Configuration/Tested Storage Configuration Diagram	19
Host System and Tested Storage Configuration Components	19
Customer Tunable Parameters and Options	20
Tested Storage Configuration (TSC) Description	20
SPC-2 Workload Generator Storage Configuration	20
SPC-2 Data Repository	21
SPC-2 Storage Capacities and Relationships	21
SPC-2 Storage Capacities.....	21
SPC-2 Storage Hierarchy Ratios.....	22
SPC-2 Storage Capacities and Relationships Illustration.....	22
Storage Capacity Utilization	23
Logical Volume Capacity and ASU Mapping	23
SPC-2 Test Execution Results	24
SPC-2 Tests, Test Phases, Test Run Sequences, and Test Runs	24
Large File Processing Test	27
SPC-2 Workload Generator Commands and Parameters.....	27
SPC-2 Test Results File.....	28

SPC-2 Large File Processing Average Data Rates (MB/s)	28
SPC-2 Large File Processing Average Data Rates Graph	29
SPC-2 Large File Processing Average Data Rate per Stream	30
SPC-2 Large File Processing Average Data Rate per Stream Graph	31
SPC-2 Large File Processing Average Response Time.....	32
SPC-2 Large File Processing Average Response Time Graph.....	33
Large File Processing Test – WRITE ONLY Test Phase	34
SPC-2 “Large File Processing/WRITE ONLY/1024 KiB Transfer Size” Test Run Data – Ramp-Up Period.....	35
SPC-2 “Large File Processing/WRITE ONLY/1024 KiB Transfer Size” Test Run Data Measurement Interval, Run-Out, and Ramp-Down Periods	36
SPC-2 “Large File Processing/WRITE ONLY/1024 KiB Transfer Size” Average Data Rate Graph – Complete Test Run	37
SPC-2 “Large File Processing/ WRITE ONLY /1024 KiB Transfer Size” Average Data Rate Graph – Measurement Interval (MI) Only	37
SPC-2 “Large File Processing/ WRITE ONLY /1024 KiB Transfer Size” Average Data Rate per Stream Graph.....	38
SPC-2 “Large File Processing/ WRITE ONLY /1024 KiB Transfer Size” Average Response Time Graph.....	38
SPC-2 “Large File Processing/ WRITE ONLY /256 KiB Transfer Size” Test Run Data – Ramp-Up Period.....	39
SPC-2 “Large File Processing/ WRITE ONLY /256 KiB Transfer Size” Test Run Data Measurement Interval, Run-Out, and Ramp-Down Periods	40
SPC-2 “Large File Processing/ WRITE ONLY /256 KiB Transfer Size” Average Data Rate Graph – Complete Test Run	41
SPC-2 “Large File Processing/ WRITE ONLY /256 KiB Transfer Size” Average Data Rate Graph – Measurement Interval (MI) Only	41
SPC-2 “Large File Processing/ WRITE ONLY /256 KiB Transfer Size” Average Data Rate per Stream Graph	42
SPC-2 “Large File Processing/ WRITE ONLY /256 KiB Transfer Size” Average Response Time Graph.....	42
Large File Processing Test – READ-WRITE Test Phase	43
SPC-2 “Large File Processing/READ-WRITE/1024 KiB Transfer Size” Test Run Data – Ramp-Up Period.....	44
SPC-2 “Large File Processing/READ-WRITE/1024 KiB Transfer Size” Test Run Data Measurement Interval, Run-Out, and Ramp-Down Periods	45
SPC-2 “Large File Processing/ READ-WRITE/1024 KiB Transfer Size” Average Data Rate Graph – Complete Test Run	46
SPC-2 “Large File Processing/ READ-WRITE/1024 KiB Transfer Size” Average Data Rate Graph – Measurement Interval (MI) Only	46
SPC-2 “Large File Processing/READ-WRITE/1024 KiB Transfer Size” Average Data Rate per Stream Graph	47

SPC-2 “Large File Processing/READ-WRITE/1024 KiB Transfer Size” Average Response Time Graph.....	47
SPC-2 “Large File Processing/READ-WRITE/256 KiB Transfer Size” Test Run Data – Ramp-Up Period.....	48
SPC-2 “Large File Processing/READ-WRITE/256 KiB Transfer Size” Test Run Data Measurement Interval, Run-Out, and Ramp-Down Periods	49
SPC-2 “Large File Processing/READ-WRITE/256 KiB Transfer Size” Average Data Rate Graph – Complete Test Run	50
SPC-2 “Large File Processing/READ-WRITE/256 KiB Transfer Size” Average Data Rate Graph – Measurement Interval (MI) Only	50
SPC-2 “Large File Processing/READ-WRITE/256 KiB Transfer Size” Average Data Rate per Stream Graph	51
SPC-2 “Large File Processing/READ-WRITE/256 KiB Transfer Size” Average Response Time Graph.....	51
Large File Processing Test – READ ONLY Test Phase	52
SPC-2 “Large File Processing/READ ONLY/1024 KiB Transfer Size” Test Run Data – Ramp Up Period.....	53
SPC-2 “Large File Processing/READ ONLY/1024 KiB Transfer Size” Test Run Data	54
Measurement Interval, Run-Out, and Ramp-Down Periods	54
SPC-2 “Large File Processing/READ ONLY/1024 KiB Transfer Size” Average Data Rate Graph – Complete Test Run	55
SPC-2 “Large File Processing/READ ONLY/1024 KiB Transfer Size” Average Data Rate Graph – Measurement Interval (MI) Only	55
SPC-2 “Large File Processing/READ ONLY/1024 KiB Transfer Size” Average Data Rate per Stream Graph	56
SPC-2 “Large File Processing/READ ONLY/1024 KiB Transfer Size” Average Response Time Graph.....	56
SPC-2 “Large File Processing/READ ONLY/256 KiB Transfer Size” Test Run Data – Ramp-Up Period.....	57
SPC-2 “Large File Processing/READ ONLY/256 KiB Transfer Size” Test Run Data Measurement Interval, Run-Out, and Ramp-Down Periods	58
SPC-2 “Large File Processing/READ ONLY/256 KiB Transfer Size” Average Data Rate Graph – Complete Test Run	59
SPC-2 “Large File Processing/READ ONLY/256 KiB Transfer Size” Average Data Rate Graph – Measurement Interval (MI) Only	59
SPC-2 “Large File Processing/READ ONLY/256 KiB Transfer Size” Average Data Rate per Stream Graph	60
SPC-2 “Large File Processing/READ ONLY/256 KiB Transfer Size” Average Response Time Graph.....	60
Large Database Query Test.....	61
SPC-2 Workload Generator Commands and Parameters.....	61
SPC-2 Test Results File	61
SPC-2 Large Database Query Average Data Rates (MB/s)	62

SPC-2 Large Database Query Average Data Rates Graph.....	62
SPC-2 Large Database Query Average Data Rate per Stream	63
SPC-2 Large Database Query Average Data Rate per Stream Graph.....	63
SPC-2 Large Database Query Average Response Time.....	64
SPC-2 Large Database Query Average Response Time Graph	64
Large Database Query Test – 1024 KiB TRANSFER SIZE Test Phase	65
SPC-2 “Large Database Query/1024 KiB Transfer Size/4 Outstanding I/Os” Test Run Data – Ramp-Up Period.....	66
SPC-2 “Large Database Query/1024 KiB Transfer Size/4 Outstanding I/Os” Test Run Data Measurement Interval, Run-Out, and Ramp-Down Periods	67
SPC-2 “Large Database Query/1024 KiB Transfer Size/4 Outstanding I/Os” Average Data Rate Graph – Complete Test Run	68
SPC-2 “Large Database Query/1024 KiB Transfer Size/4 Outstanding I/Os” Average Data Rate Graph – Measurement Interval (MI) Only	68
SPC-2 “Large Database Query/1024 KiB Transfer Size/4 Outstanding I/Os” Average Data Rate per Stream Graph	69
SPC-2 “Large Database Query/1024 KiB Transfer Size/4 Outstanding I/Os” Average Response Time Graph.....	69
SPC-2 “Large Database Query/1024 KiB Transfer Size/1 Outstanding I/O” Test Run Data – Ramp-Up Period.....	70
SPC-2 “Large Database Query/1024 KiB Transfer Size/1 Outstanding I/O” Test Run Data Measurement Interval, Run-Out, and Ramp-Down Periods	71
SPC-2 “Large Database Query/1024 KiB Transfer Size/1 Outstanding I/O” Average Data Rate Graph – Complete Test Run	72
SPC-2 “Large Database Query/1024 KiB Transfer Size/1 Outstanding I/O” Average Data Rate Graph – Measurement Interval (MI) Only	72
SPC-2 “Large Database Query/1024 KiB Transfer Size/1 Outstanding I/O” Average Data Rate per Stream Graph	73
SPC-2 “Large Database Query/1024 KiB Transfer Size/1 Outstanding I/O” Average Response Time Graph.....	73
Large Database Query Test – 64 KiB TRANSFER SIZE Test Phase	74
SPC-2 “Large Database Query/64 KiB Transfer Size/4 Outstanding I/Os” Test Run Data – Ramp-Up Period.....	75
SPC-2 “Large Database Query/64 KiB Transfer Size/4 Outstanding I/Os” Test Run Data Measurement Interval, Run-Out, and Ramp-Down Periods	76
SPC-2 “Large Database Query/64 KiB Transfer Size/4 Outstanding I/Os” Average Data Rate Graph – Complete Test Run	77
SPC-2 “Large Database Query/64 KiB Transfer Size/4 Outstanding I/Os” Average Data Rate Graph – Measurement Interval (MI) Only	77
SPC-2 “Large Database Query/64 KiB Transfer Size/4 Outstanding I/Os” Average Data Rate per Stream Graph.....	78
SPC-2 “Large Database Query/64 KiB Transfer Size/4 Outstanding I/Os” Average Response Time Graph.....	78

SPC-2 “Large Database Query/64 KiB Transfer Size/1 Outstanding I/O” Test Run Data – Ramp-Up Period.....	79
SPC-2 “Large Database Query/64 KiB Transfer Size/1 Outstanding I/O” Test Run Data Measurement Interval, Run-Out, and Ramp-Down Period.....	80
SPC-2 “Large Database Query/64 KiB Transfer Size/1 Outstanding I/O” Average Data Rate Graph – Complete Test Run	81
SPC-2 “Large Database Query/64 KiB Transfer Size/1 Outstanding I/O” Average Data Rate Graph – Measurement Interval (MI) Only	81
SPC-2 “Large Database Query/64 KiB Transfer Size/1 Outstanding I/O” Average Data Rate per Stream Graph.....	82
SPC-2 “Large Database Query/64 KiB Transfer Size/1 Outstanding I/O” Average Response Time Graph.....	82
Video on Demand Delivery Test	83
SPC-2 Workload Generator Commands and Parameters.....	83
SPC-2 Test Results File.....	84
SPC-2 Video on Demand Delivery Test Run Data	84
Video on Demand Delivery Test – TEST RUN DATA BY INTERVAL.....	85
SPC-2 Video on Demand Delivery Average Data Rate Graph	86
SPC-2 Video on Demand Delivery Average Data Rate per Stream Graph.....	86
SPC-2 Video on Demand Delivery Average Response Time Graph	87
SPC-2 Video on Demand Delivery Maximum Response Time Graph.....	87
Data Persistence Test.....	88
SPC-2 Workload Generator Commands and Parameters.....	88
Data Persistence Test Results File	88
Data Persistence Test Results.....	89
Priced Storage Configuration Availability Date.....	90
Anomalies or Irregularities	90
Appendix A: SPC-2 Glossary	91
“Decimal” (<i>powers of ten</i>) Measurement Units.....	91
“Binary” (<i>powers of two</i>) Measurement Units.....	91
SPC-2 Data Repository Definitions.....	91
SPC-2 Data Protection Levels	92
SPC-2 Test Execution Definitions	92
I/O Completion Types.....	95
SPC-2 Test Run Components.....	95
Appendix B: Customer Tunable Parameters and Options.....	96
HBA Parameters.....	96
Storage Array Parameters	96
Appendix C: Tested Storage Configuration (TSC) Creation	97

Storage Array Volume Creation	97
SPC-2 Logical Volume Discovery	97
SPC2_RAID6_Config.script	97
Appendix D: SPC-2 Workload Generator Storage Commands and Parameters	99
ASU Pre-Fill	99
Large File Processing Test (<i>LFP</i>)	99
Large Database Query Test (<i>LDQ</i>)	101
Video on Demand Delivery (<i>VOD</i>)	102
Persistence Test Run 1 (<i>write phase</i>)	103
Persistence Test Run 2 (<i>read phase</i>)	103
Appendix E: SPC-2 Workload Generator Execution Commands and Parameters	105
ASU Pre-Fill, Large File Processing Test, Large Database Query Test, Video on Demand Delivery Test, and Persistence Test Run 1	105
Persistence Test Run 2	106

AUDIT CERTIFICATION



Jerry Lohr
Silicon Graphics International Corp.
46600 Landing Parkway
Fremont, CA 94538

May 30, 2012

The SPC Benchmark 2™ Reported Data listed below for the SGI® InfiniteStorage 5500-SP produced in compliance with the SPC Benchmark 2™ V1.3 Remote Audit requirements.

SPC Benchmark 2™ V1.3 Reported Data	
Tested Storage Product (TSP) Name: SGI® InfiniteStorage 5500-SP	
Metric	Reported Result
SPC-2 MBPS™	4,064.49
SPC-2 Price-Performance	\$28.57/SPC-2 MBPS™
ASU Capacity	7,021,366 GB
Data Protection Level	Protected (RAID-6)
Total Price (including three-year maintenance)	\$116,109.00

The following SPC Benchmark 2™ Remote Audit requirements were reviewed and found compliant with V1.3 of the SPC Benchmark 2™ specification:

- A Letter of Good Faith, signed by a senior executive.
- The following Data Repository storage items were verified by documentation supplied by Silicon Graphics International Corp.:
 - ✓ Physical Storage Capacity and related requirements.
 - ✓ Configured Storage Capacity and related requirements.
 - ✓ Addressable Storage Capacity and related requirements.
 - ✓ Capacity of each Logical Volume and related requirements.
 - ✓ Capacity of the Application Storage Unit (ASU) and related requirements.
- The Application Storage Unit (ASU) Capacity was filled with random data using Vdbench 5.03 prior to the execution of the SPC-2 Tests.
- An appropriate diagram of the Benchmark Configuration (BC)/Tested Storage Configuration (TSC).

Storage Performance Council
643 Bair Island Road, Suite 103
Redwood City, CA 94062
AuditService@StoragePerformance.org
650.556.9384

AUDIT CERTIFICATION (CONT.)

SGI® InfiniteStorage 5500-SP
SPC-2 Audit Certification

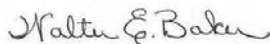
Page 2

- Listings and commands used to create and configure the Benchmark Configuration/Tested Storage Configuration.
- Documentation that no customer tunable parameter or option was changed from its default value.
- The following Host System items were verified by documentation supplied by Silicon Graphics International Corp.:
 - ✓ Required Host System configuration information.
 - ✓ The TSC boundary within the Host System.
- The following SPC-2 Workload Generator information was verified by documentation supplied by Silicon Graphics International Corp.:
 - ✓ The presence and version number of the Workload Generator on each Host System.
 - ✓ Commands and parameters used to configure the SPC-2 Workload Generator.
- The Test Results Files and resultant Summary Results Files received from Silicon Graphics International Corp. for each of the following were authentic, accurate, and compliant with all of the requirements and constraints of Clauses 6 and 7 of the SPC-2 Benchmark Specification:
 - ✓ Data Persistence Test
 - ✓ Large File Processing Test
 - ✓ Large Database Query Test
 - ✓ Video on Demand Delivery Test
- The differences between the Tested Storage Configuration and Priced Storage Configuration, if applied to the Tested Storage Configuration, would not have a negative impact on the reported SPC-2 performance.
- The submitted pricing information met all of the requirements and constraints of Clause 9 of the SPC-2 Benchmark Specification.
- The Full Disclosure Report (FDR) met all of the requirements in Clause 10 of the SPC-2 Benchmark Specification.
- This successfully audited SPC measurement is not subject to an SPC Confidential Review.

Audit Notes:

There were no audit notes or exceptions.

Respectfully,



Walter E. Baker
SPC Auditor

Storage Performance Council
643 Bair Island Road, Suite 103
Redwood City, CA 94062
AuditService@StoragePerformance.org
650.556.9384

LETTER OF GOOD FAITH



February 6, 2012

Silicon Graphics International Corp.
46600 Landing Parkway
Fremont, CA 94538

Mr. Walter E. Baker, SPC Auditor
Gradient Systems, Inc.
643 Bair Island Road, Suite 103
Redwood City, CA 94063

Subject: SPC-2 Letter of Good Faith for the SGI InfiniteStorage 5500-SP

Silicon Graphics International Corp. is the SPC-2 Test Sponsor for the above listed product. To the best of our knowledge and belief, the required SPC-2 benchmark results and materials we have submitted for that product are complete, accurate, and in full compliance with V1.4 of the SPC-2 benchmark specification.

In addition, we have reported any items in the Benchmark Configuration and execution of the benchmark that affected the reported results even if the items are not explicitly required to be disclosed by the SPC-2 benchmark specification.

Signed:

Date:

A handwritten signature in black ink that reads "Bill Mannel".

A handwritten date in black ink that reads "2-8-2012".

Bill Mannel, vice president Product Marketing

Date of Signature

46600 Landing Parkway Fremont, CA 94538 t 510.933.8300 f 408.321.0293 www.sgi.com

EXECUTIVE SUMMARY

Test Sponsor and Contact Information

Test Sponsor and Contact Information	
Test Sponsor Primary Contact	Silicon Graphics International Corp. – http://www.sgi.com Jerry Lohr – glohr@sgi.com 46600 Landing Parkway Fremont, CA 94538 Phone: (510) 933.5238
Test Sponsor Alternate Contact	Silicon Graphics International Corp. – http://www.sgi.com Floyd Christofferson – floyd@sgi.com 46600 Landing Parkway Fremont, CA 94538 Phone: (510) 933-5135
Auditor	Storage Performance Council – http://www.storageperformance.org Walter E. Baker – AuditService@StoragePerformance.org 643 Bair Island Road, Suite 103 Redwood City, CA 94063 Phone: (650) 556-9384 FAX: (650) 556-9385

Revision Information and Key Dates

Revision Information and Key Dates	
SPC-2 Specification revision number	V1.3
SPC-2 Workload Generator revision number	V1.1
Date Results were first used publicly	May 31, 2012
Date FDR was submitted to the SPC	May 31, 2012
Date the TSC will be available for shipment to customers	currently available
Date the TSC completed audit certification	May 30, 2012

Tested Storage Product (TSP) Description

SGI® InfiniteStorage 5500 (IS5500) storage system meets both an organization's demanding performance and capacity requirements while not sacrificing simplicity or efficiency. This sixth-generation storage system offers ultimate flexibility. It comes in the IS5500-SP version used in the SPC-2 Tested Storage Configuration, with standard firmware compatible with a broad range of heterogeneous environments. In addition, the platform comes in the IS5500 custom version, with specially tuned firmware for high performance SGI environments.

SPC-2 Reported Data

SPC-2 Reported Data consists of three groups of information:

- The following SPC-2 Primary Metrics, which characterize the overall benchmark result:
 - SPC-2 MBPS™
 - SPC-2 Price Performance
 - Application Storage Unit (ASU) Capacity
- Supplemental data to the SPC-2 Primary Metrics.
 - Total Price
 - Data Protection Level
- Reported Data for each SPC Test: Large File Processing (LFP), Large Database Query (LDQ), and Video on Demand Delivery (VOD) Test.

SPC-2 Reported Data				
SGI® InfiniteStorage 5500-SP				
SPC-2 MBPS™	SPC-2 Price-Performance	ASU Capacity (GB)	Total Price	Data Protection Level
4,064.49	\$28.57	7,021.366	\$116,109.00	Protected (RAID-6)
<i>The above SPC-2 MBPS™ value represents the aggregate data rate of all three SPC-2 workloads: Large File Processing (LFP), Large Database Query (LDQ), and Video On Demand (VOD)</i>				
SPC-2 Large File Processing (LFP) Reported Data				
	Data Rate (MB/second)	Number of Streams	Data Rate per Stream	Price-Performance
LFP Composite	4,370.96			\$26.56
Write Only:				
1024 KiB Transfer	3,091.71	48	64.41	
256 KiB Transfer	2,894.88	48	60.31	
Read-Write:				
1024 KiB Transfer	4,374.75	48	91.14	
256 KiB Transfer	4,441.93	48	92.54	
Read Only:				
1024 KiB Transfer	5,851.93	48	121.92	
256 KiB Transfer	5,570.56	48	116.05	
<i>The above SPC-2 Data Rate value for LFP Composite represents the aggregate performance of all three LFP Test Phases: (Write Only, Read-Write, and Read Only).</i>				
SPC-2 Large Database Query (LDQ) Reported Data				
	Data Rate (MB/second)	Number of Streams	Data Rate per Stream	Price-Performance
LDQ Composite	5,148.63			\$22.55
1024 KiB Transfer Size				
4 I/Os Outstanding	5,930.97	48	123.56	
1 I/O Outstanding	5,868.46	48	122.26	
64 KiB Transfer Size				
4 I/Os Outstanding	3,902.09	48	81.29	
1 I/O Outstanding	4,892.99	48	101.94	
<i>The above SPC-2 Data Rate value for LDQ Composite represents the aggregate performance of the two LDQ Test Phases: (1024 KiB and 64 KiB Transfer Sizes).</i>				
SPC-2 Video On Demand (VOD) Reported Data				
	Data Rate (MB/second)	Number of Streams	Data Rate per Stream	Price-Performance
	2,673.87	3,400	0.79	\$43.42

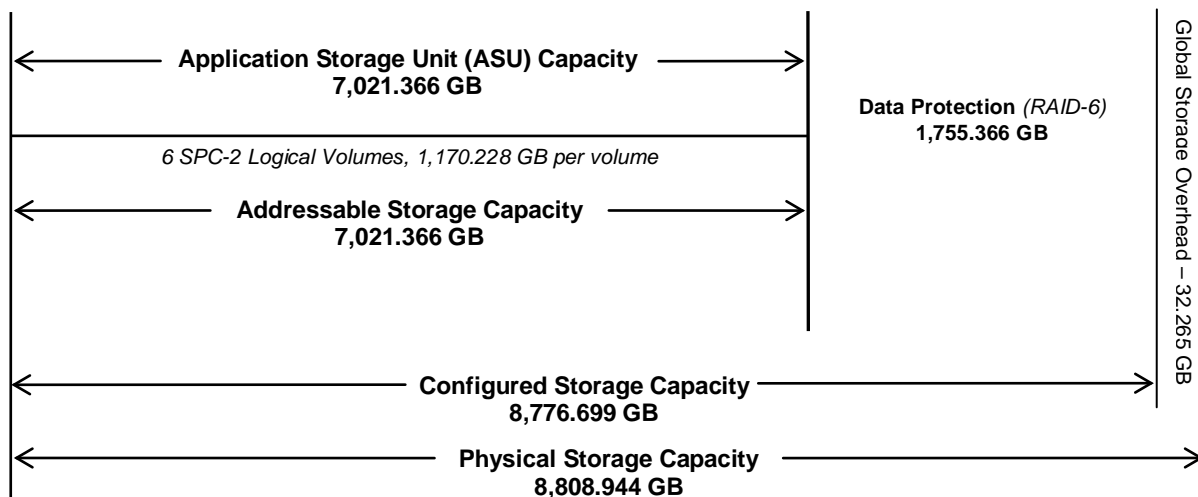
SPC-2 MBPS™ represents the aggregate data rate, in megabytes per second, of all three SPC-2 workloads: Large File Processing (LFP), Large Database Query (LDQ), and Video on Demand (VOD).

ASU (Application Storage Unit) Capacity represents the total storage capacity read and written in the course of executing the SPC-2 benchmark.

A **Data Protection Level of Protected** using **RAID-6**, which provides double-parity RAID protection against data loss.

Storage Capacities and Relationships

The following diagram (*not to scale*) and table document the various storage capacities, used in this benchmark, and their relationships, as well as the storage utilization values required to be reported.



SPC-2 Storage Capacity Utilization	
Application Utilization	79.71%
Protected Application Utilization	99.63%
Unused Storage Ratio	0.00%

Application Utilization: Total ASU Capacity (*7,021.366 GB*) divided by Physical Storage Capacity (*8,808.944 GB*)

Protected Application Utilization: Total ASU Capacity (*7,021.366 GB*) plus total Data Protection Capacity (*1,755.336 GB*) minus unused Data Protection Capacity (*0,.000 GB*) divided by Physical Storage Capacity (*8,808.944 GB*).

Unused Storage Ratio: Total Unused Capacity (*0.000 GB*) divided by Physical Storage Capacity (*8,808.944 GB*) and may not exceed 45%.

Detailed information for the various storage capacities and utilizations is available on pages 21-22 in the Full Disclosure Report.

Priced Storage Configuration Pricing

Marketing Code	Description	Quantity	Unit List price	Unit Maintenance	Extended Price
SP10066	IS5500-SP, 4U 60bay, 24GB cache, Duplex, eight 8Gb FC host ports	1	\$50,293.00	\$7,574.00	\$57,867.00
IS-D146-160-G-10	146GB 15K SAS 2.5" PI&FDE 60bay 10 pack for IS5000/IS5000-SP Family	6	\$5,229.00	\$0.00	\$31,374.00
SP12087	IS5500-SP, High Performance feature key	1	\$14,888.00	\$0.00	\$14,888.00
SP12081	SANtricity ES 10.XX FOR WINDOWS for IS5500-SP	1	\$1,888.00	\$770.00	\$2,658.00
PCIE-FC8-2P-G2	Dual port 8Gb FC PCIE Gen2 HBA	4	\$2,100.00	\$0.00	\$8,400.00
X-F44-OPT-3M-Z	3 meter optical 2/4/8Gbit FC 10Gb enet cable	8	\$84.00	\$0.00	\$672.00
IS-RMKIT-UNIV-Z	Rackmount kit for OEM racks, mounts to rails	1	\$250.00	\$0.00	\$250.00
Total					\$116,109.00
	<i>all required SFPs and SAS cables are included with each appropriate component</i>				

The above pricing includes the following:


- Acknowledgement of new and existing hardware and/or software problems within four hours.
- Onsite presence of a qualified maintenance engineer or provision of a customer replaceable part within four hours of the above acknowledgement for any hardware failure that results in an inoperative Priced Storage Configuration component.

Differences between the Tested Storage Configuration (TSC) and Priced Storage Configuration

- A panel on the front bezel is silver with SGI logo and product name rather than black with NetApp logo and product name.
- An equivalent SGI-branded FC8 HBA is priced rather than the generic Emulex part.
- The TSC used an internal engineering feature code that included the High Performance Tier.
- The Priced Storage Configuration uses the base feature code and an optional feature key installed with the SANtricity GUI to enable the High Performance Tier.

The above differences, if applied to the TSC, would not have a negative impact on the reported SPC-2 performance.

Priced Storage Configuration Diagram



Priced Storage Configuration Components

Priced Storage Configuration:
4 – SGI dual port 8 Gb FC PCIe Gen2 HBAs
SANtricity ES 10.XX for Windows for IS5500-SP
SGI® InfiniteStorage 5500-SP Dual-Active Controllers with: 24 GB cache , 12 GB per controller High Performance Tier Enabled 8 – 8 Gb FC host ports, 4 ports per controller 2 – 6 Gb SAS connections, 1 per controller 60 – 146 GB, 15K RPM SAS disk drives

CONFIGURATION INFORMATION

This portion of the Full Disclosure Report documents and illustrates the detailed information necessary to recreate the Benchmark Configuration (BC), including the Tested Storage Configuration (TSC), so that the SPC-2 benchmark result produced by the BC may be independently reproduced.

In each of the following sections of this document, the appropriate Full Disclosure Report requirement, from the SPC-2 benchmark specification, is stated in italics followed by the information to fulfill the stated requirement.

Benchmark Configuration (BC)/Tested Storage Configuration (TSC) Diagram

Clause 10.6.6

The FDR will contain a one page BC/TSC diagram that illustrates all major components of the BC/TSC.

The Benchmark Configuration (BC)/Tested Storage Configuration (TSC) is illustrated on page 19.

Storage Network Configuration

Clause 10.6.6.1

If a storage network was configured as a part of the Tested Storage Configuration and the Benchmark Configuration described in Clause 10.6.6 contains a high-level illustration of the network configuration, the Executive Summary will contain a one page topology diagram of the storage network as illustrated in Figure 10.11.

The Benchmark Configuration (BC)/Tested Storage Configuration (TSC) was configured with local storage and, as such, did not employ a storage network.

Host System and Tested Storage Configuration Table

Clause 10.6.6.2

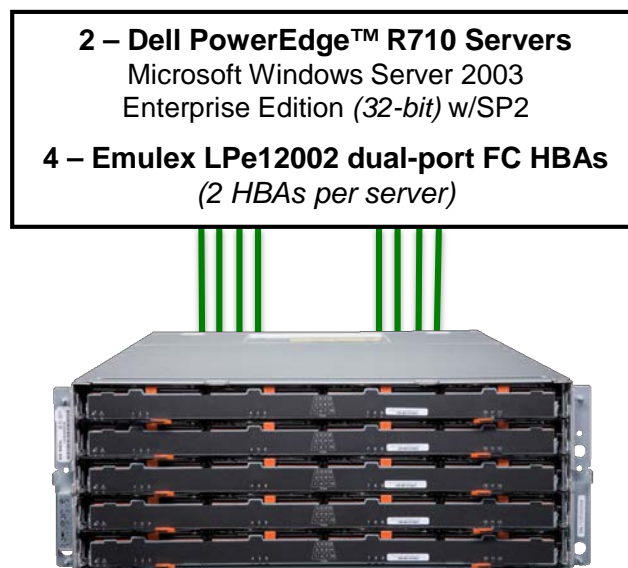
The FDR will contain a table that lists the major components of each Host System and the Tested Storage Configuration.

The components that comprise each Host System and the Tested Storage Configuration are listed in the table that appears on page 19.

Benchmark Configuration/Tested Storage Configuration Diagram

NetApp® E5460 Storage System

Dual-Active Controllers with:
 24 GB cache, 12 GB per controller
 8 – 8Gb FC host ports, 4 ports/controller
 60 – 146 GB, 15K RPM SAS disk drives
 5 Drawers each with 12 disk drives



Host System and Tested Storage Configuration Components

Host Systems:	Tested Storage Configuration (TSC)
2 – Dell PowerEdge™ R710 Servers each with:	4 – Emulex LPe12002 dual-port FC HBAs SANtricity for Windows
Dual quad core Intel® X5570 Xeon® processor; 2.93 GHz, 8 MB L3 cache per processor	NetApp® E5460 Storage System Dual Active Controllers with: 24 GB cache, 12 GB per controller 8 – 8 Gb FC host ports, 4 ports per controller 2 – 6 Gb SAS connections, 1 per controller 60 – 146 GB, 15K RPM SAS disk drives
16 GB main memory	
Microsoft Windows Server 2003 (32-bit) Enterprise Edition, 5.2.3790 SP2 build 3790	
PCIe	

Customer Tunable Parameters and Options

Clause 10.6.6.1

All Benchmark Configuration (BC) components with customer tunable parameter and options that have been altered from their default values must be listed in the FDR. The FDR entry for each of those components must include both the name of the component and the altered value of the parameter or option. If the parameter name is not self-explanatory to a knowledgeable practitioner, a brief description of the parameter's use must also be included in the FDR entry.

“Appendix B: Customer Tunable Parameters and Options” on page 96 contains the customer tunable parameters and options that have been altered from their default values for this benchmark.

Tested Storage Configuration (TSC) Description

Clause 10.6.6.2

The Full Disclosure Report must include sufficient information to recreate the logical representation of the Tested Storage Configuration (TSC). In addition to customer tunable parameters and options (Clause 10.6.6.1), that information must include, at a minimum:

- *A diagram and/or description of the following:*
 - *All physical components that comprise the TSC. Those components are also illustrated in the BC Configuration Diagram in Clause 10.6.5.7 and the Storage Network Configuration Diagram in Clause 10.6.5.8.*
 - *The logical representation of the TSC, configured from the above components that will be presented to the SPC-2 Workload Generator.*
- *Listings of scripts used to create the logical representation of the TSC.*
- *If scripts were not used, a description of the process used with sufficient detail to recreate the logical representation of the TSC.*

“Appendix C: Tested Storage Configuration (TSC) Creation” on page 97 contains the detailed information that describes how to create and configure the logical TSC.

SPC-2 Workload Generator Storage Configuration

Clause 10.6.6.3

The Full Disclosure Report will include all SPC-2 Workload Generator storage configuration commands and parameters used in the SPC-2 benchmark measurement.

The SPC-2 Workload Generator storage configuration commands and parameters for this measurement appear in “Appendix D: SPC-2 Workload Generator Storage Commands and Parameters” on page 99.

SPC-2 DATA REPOSITORY

This portion of the Full Disclosure Report presents the detailed information that fully documents the various SPC-2 storage capacities and mappings used in the Tested Storage Configuration. “SPC-2 Data Repository Definitions” on page 91 contains definitions of terms specific to the SPC-2 Data Repository.

In each of the following sections of this document, the appropriate Full Disclosure Report requirement, from the SPC-2 benchmark specification, is stated in italics followed by the information to fulfill the stated requirement.

SPC-2 Storage Capacities and Relationships

Two tables and an illustration documenting the storage capacities and relationships of the SPC-2 Storage Hierarchy (Clause 2.1) shall be included in the FDR.

SPC-2 Storage Capacities

SPC-2 Storage Capacities		
Storage Hierarchy Component	Units	Capacity
Total ASU Capacity	Gigabytes (GB)	7,021.366
Addressable Storage Capacity	Gigabytes (GB)	7,021.336
Configured Storage Capacity	Gigabytes (GB)	8,776.699
Physical Storage Capacity	Gigabytes (GB)	8,808.944
Data Protection (<i>RAID-6</i>)	Gigabytes (GB)	1,755.336
Required Storage	Gigabytes (GB)	0.000
Global Storage Overhead	Gigabytes (GB)	32.265
Total Unused Storage	Gigabytes (GB)	0.000

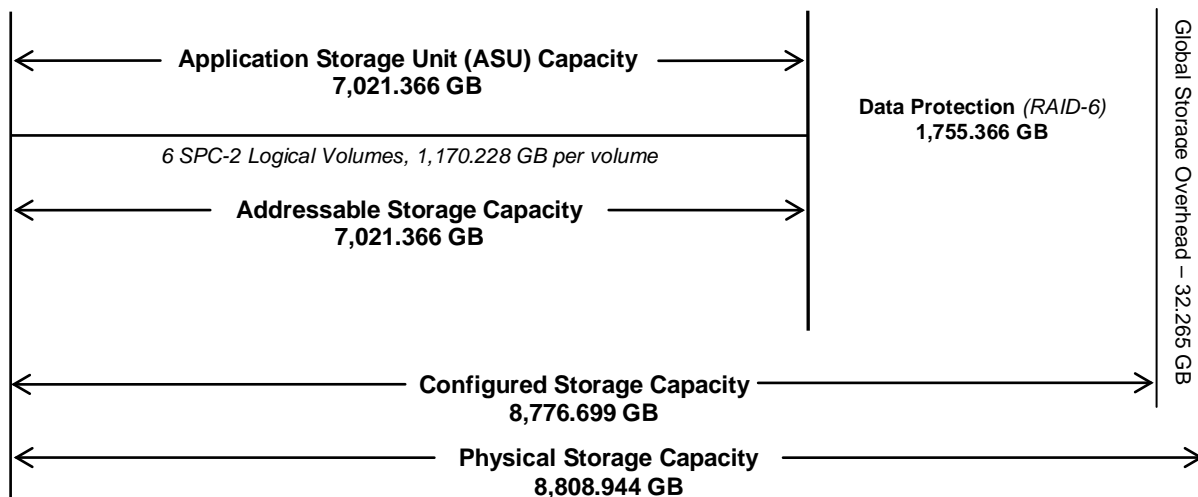
SPC-2 Storage Hierarchy Ratios

	Addressable Storage Capacity	Configured Storage Capacity	Physical Storage Capacity
Total ASU Capacity	100.00%	80.00%	79.71%
Data Protection (RAID-6)		20.00%	19.93%
Addressable Storage Capacity		80.00%	79.71%
Required Storage		0.00%	0.00%
Configured Storage Capacity			99.63%
Global Storage Overhead			0.37%
Unused Storage:			
Addressable	0.00%		
Configured		0.00%	
Physical			0.00%

The Physical Storage Capacity consisted of 8,808.944 GB distributed over 60 disk drives each with a formatted capacity of 146,816 GB. There was 0.000 GB (0.00%) of Unused Storage within the Physical Storage Capacity. Global Storage Overhead consisted of 32.265 GB (0.37%) of the Physical Storage Capacity. There was 0.000 GB (0.00%) of Unused Storage within the Configured Storage Capacity. The Total ASU Capacity utilized 100% of the Addressable Storage Capacity resulting in 0.000 GB (0.00%) of Unused Storage within the Addressable Storage Capacity. The Data Protection (RAID-6) capacity was 1,755.336 GB of which 1,755.336 GB was utilized. The total Unused Storage was 0.000 GB.

SPC-2 Storage Capacities and Relationships Illustration

The various storage capacities configured in the benchmark result are illustrated below (*not to scale*).



Storage Capacity Utilization

Clause 10.6.8.2

The FDR will include a table illustrating the storage capacity utilization values defined for Application Utilization (Clause 2.8.1), Protected Application Utilization (Clause 2.8.2), and Unused Storage Ratio (Clause 2.8.3).

Clause 2.8.1

Application Utilization is defined as Total ASU Capacity divided by Physical Storage Capacity.

Clause 2.8.2

Protected Application Utilization is defined as (Total ASU Capacity plus total Data Protection Capacity minus unused Data Protection Capacity) divided by Physical Storage Capacity.

Clause 2.8.3

Unused Storage Ratio is defined as Total Unused Capacity divided by Physical Storage Capacity and may not exceed 45%.

SPC-2 Storage Capacity Utilization	
Application Utilization	79.71%
Protected Application Utilization	99.63%
Unused Storage Ratio	0.00%

Logical Volume Capacity and ASU Mapping

Clause 10.6.7.2

A table illustrating the capacity of the Application Storage Unit (ASU) and the mapping of Logical Volumes to ASU will be provided in the FDR. Capacity must be stated in gigabytes (GB) as a value with a minimum of two digits to the right of the decimal point. Each Logical Volume will be sequenced in the table from top to bottom per its position in the contiguous address space of the ASU. Each Logical Volume entry will list its total capacity, the portion of that capacity used for the ASU, and any unused capacity.

Logical Volume (LV) Capacity and Mapping			
ASU (7,021.366 GB)			
	Total Capacity (GB)	Capacity Used (GB)	Capacity Unused (GB)
Logical Volumes 1-6	1,170.228 per LV	1,170.228 per LV	0.000 per LV

See the Storage Definition (sd) entries in “Appendix D: SPC-2 Workload Generator Storage Commands and Parameters” on page 99 for more detailed configuration information.

SPC-2 TEST EXECUTION RESULTS

This portion of the Full Disclosure Report documents the results of the various SPC-2 Test, Test Phases, Test Run Sequences, and Test Runs. “SPC-2 Test Execution Definitions” on page 92 contains definitions of terms specific to the SPC-2 Data Repository.

In each of the following sections of this document, the appropriate Full Disclosure Report requirement, from the SPC-2 benchmark specification, is stated in italics followed by the information to fulfill the stated requirement.

SPC-2 Tests, Test Phases, Test Run Sequences, and Test Runs

The SPC-2 benchmark consists of the following Tests, Test Phases, Test Run Sequences, and Test Runs:

- **Data Persistence Test**
 - Data Persistence Test Run 1
 - Data Persistence Test Run 2

- **Large File Processing Test**
 - WRITE ONLY Test Phase
 - Test Run Sequence 1
 - ✓ Test Run 1 – 1024 KiB Transfer – maximum number of Streams
 - ✓ Test Run 2 – 1024 KiB Transfer – 50% of Test Run 1’s Streams value
 - ✓ Test Run 3 – 1024 KiB Transfer – 25% of Test Run 1’s Streams value
 - ✓ Test Run 4 – 1024 KiB Transfer – 12.5% of Test Run 1’s Streams value
 - ✓ Test Run 5 – 1024 KiB Transfer – single (1) Stream
 - Test Run Sequence 2
 - ✓ Test Run 6 – 256 KiB Transfer – maximum number of Streams
 - ✓ Test Run 7 – 256 KiB Transfer – 50% of Test Run 6’s Streams value
 - ✓ Test Run 8 – 256 KiB Transfer – 25% of Test Run 6’s Streams value
 - ✓ Test Run 9 – 256 KiB Transfer – 12.5% of Test Run 6’s Streams value
 - ✓ Test Run 10 – 256 KiB Transfer – single (1) Stream
 - READ-WRITE Test Phase
 - Test Run Sequence 3
 - ✓ Test Run 11 – 1024 KiB Transfer – maximum number of Streams
 - ✓ Test Run 12 – 1024 KiB Transfer – 50% of Test Run 11’s Streams value
 - ✓ Test Run 13 – 1024 KiB Transfer – 25% of Test Run 11’s Streams value
 - ✓ Test Run 14 – 1024 KiB Transfer – 12.5% of Test Run 11’s Streams value
 - ✓ Test Run 15 – 1024 KiB Transfer – single (1) Stream
 - Test Run Sequence 4
 - ✓ Test Run 16 – 256 KiB Transfer – maximum number of Streams
 - ✓ Test Run 17 – 256 KiB Transfer – 50% of Test Run 16’s Streams value
 - ✓ Test Run 18 – 256 KiB Transfer – 25% of Test Run 16’s Streams value
 - ✓ Test Run 19 – 256 KiB Transfer – 12.5% of Test Run 16’s Streams value
 - ✓ Test Run 20 – 256 KiB Transfer – single (1) Stream

- **Large File Processing Test (continued)**
 - READ ONLY Test Phase
 - Test Run Sequence 5
 - ✓ Test Run 21 – 1024 KiB Transfer – maximum number of Streams
 - ✓ Test Run 22 – 1024 KiB Transfer – 50% of Test Run 21’s Streams value
 - ✓ Test Run 23 – 1024 KiB Transfer – 25% of Test Run 21’s Streams value
 - ✓ Test Run 24 – 1024 KiB Transfer – 12.5% of Test Run 21’s Streams value
 - ✓ Test Run 25 – 1024 KiB Transfer – single (1) Stream
 - Test Run Sequence 6
 - ✓ Test Run 26 – 256 KiB Transfer – maximum number of Streams
 - ✓ Test Run 27 – 256 KiB Transfer – 50% of Test Run 26’s Streams value
 - ✓ Test Run 28 – 256 KiB Transfer – 25% of Test Run 26’s Streams value
 - ✓ Test Run 29 – 256 KiB Transfer – 12.5% of Test Run 26’s Streams value
 - ✓ Test Run 30 – 256 KiB Transfer – single (1) Stream
- **Large Database Query Test**
 - 1024 KIB TRANSFER SIZE Test Phase
 - Test Run Sequence 1
 - ✓ Test Run 1 – 4 I/O Requests Outstanding – maximum number of Streams
 - ✓ Test Run 2 – 4 I/O Requests Outstanding – 50% of Test Run 1’s Streams value
 - ✓ Test Run 3 – 4 I/O Requests Outstanding – 25% of Test Run 1’s Streams value
 - ✓ Test Run 4 – 4 I/O Requests Outstanding – 12.5% of Test Run 1’s Streams value
 - ✓ Test Run 5 – 4 I/O Requests Outstanding – single (1) Stream
 - Test Run Sequence 2
 - ✓ Test Run 6 – 1 I/O Request Outstanding – maximum number of Streams
 - ✓ Test Run 7 – 1 I/O Request Outstanding – 50% of Test Run 6’s Streams value
 - ✓ Test Run 8 – 1 I/O Request Outstanding – 25% of Test Run 6’s Streams value
 - ✓ Test Run 9 – 1 I/O Request Outstanding – 12.5% of Test Run 6’s Streams value
 - ✓ Test Run 10 – 1 I/O Request Outstanding – single (1) Stream
 - 64 KIB TRANSFER SIZE Test Phase
 - Test Run Sequence 3
 - ✓ Test Run 11 – 4 I/O Requests Outstanding – maximum number of Streams
 - ✓ Test Run 12 – 4 I/O Requests Outstanding – 50% of Test Run 11’s Streams value
 - ✓ Test Run 13 – 4 I/O Requests Outstanding – 25% of Test Run 11’s Streams value
 - ✓ Test Run 14 – 4 I/O Requests Outstanding – 12.5% of Test Run 11’s Streams value
 - ✓ Test Run 15 – 4 I/O Requests Outstanding – single (1) Stream
 - Test Run Sequence 4
 - ✓ Test Run 16 – 1 I/O Request Outstanding – maximum number of Streams
 - ✓ Test Run 17 – 1 I/O Request Outstanding – 50% of Test Run 16’s Streams value
 - ✓ Test Run 18 – 1 I/O Request Outstanding – 25% of Test Run 16’s Streams value
 - ✓ Test Run 19 – 1 I/O Request Outstanding – 12.5% of Test Run 16’s Streams value
 - ✓ Test Run 20 – 1 I/O Request Outstanding – single (1) Stream
- **Video on Demand Delivery Test**
 - Video on Demand Delivery Test Run

Each Test is an atomic unit that must be executed from start to finish before any other Test, Test Phase, or Test Run may be executed. The Tests may be executed in any sequence.

The results from each Test, Test Phase, and Test Run are listed below along with a more detailed explanation of each component.

Large File Processing Test

Clause 6.4.2.1

The Large File Processing Test consists of the I/O operations associated with the type of applications, in a wide range of fields, which require simple sequential processing of one or more large files. Specific examples of those types of applications include scientific computing and large-scale financial processing

Clause 6.4.2.2

The Large File Processing Test has three Test Phases, which shall be executed in the following uninterrupted sequence:

1. *WRITE ONLY*
2. *READ-WRITE*
3. *READ ONLY*

The BC shall not be restarted or manually disturbed, altered, or adjusted during the execution of the Large File Processing Test. If power is lost to the BC during this Test all results shall be rendered invalid and the Test re-run in its entirety.

Clause 10.6.8.1

The Full Disclosure Report will contain the following content for the Large File Processing Test:

1. *A listing of the SPC-2 Workload Generator commands and parameters used to execute each of the Test Runs in the Large File Processing Test.*
2. *The human readable SPC-2 Test Results File for each of the Test Runs in the Large File Processing Test.*
3. *A table that contains the following information for each Test Run in all three Test Phases of the Large File Processing Test:*
 - *The number Streams specified.*
 - *The Ramp-Up duration in seconds.*
 - *The Measurement Interval duration in seconds.*
 - *The average data rate, in MB per second, for the Measurement Interval.*
 - *The average data rate, in MB per second, per Stream for the Measurement Interval.*
4. *Average Data Rate and Average Data Rate per Stream graphs as defined in Clauses 10.1.1 and 10.1.2.*

SPC-2 Workload Generator Commands and Parameters

The SPC-2 Workload Generator commands and parameters for the Large File Processing Test Runs are documented in “Appendix E: SPC-2 Workload Generator Execution Commands and Parameters” on Page 105.

SPC-2 Test Results File

A link to the SPC-2 Test Results file generated from the Large File Processing Test Runs is listed below.

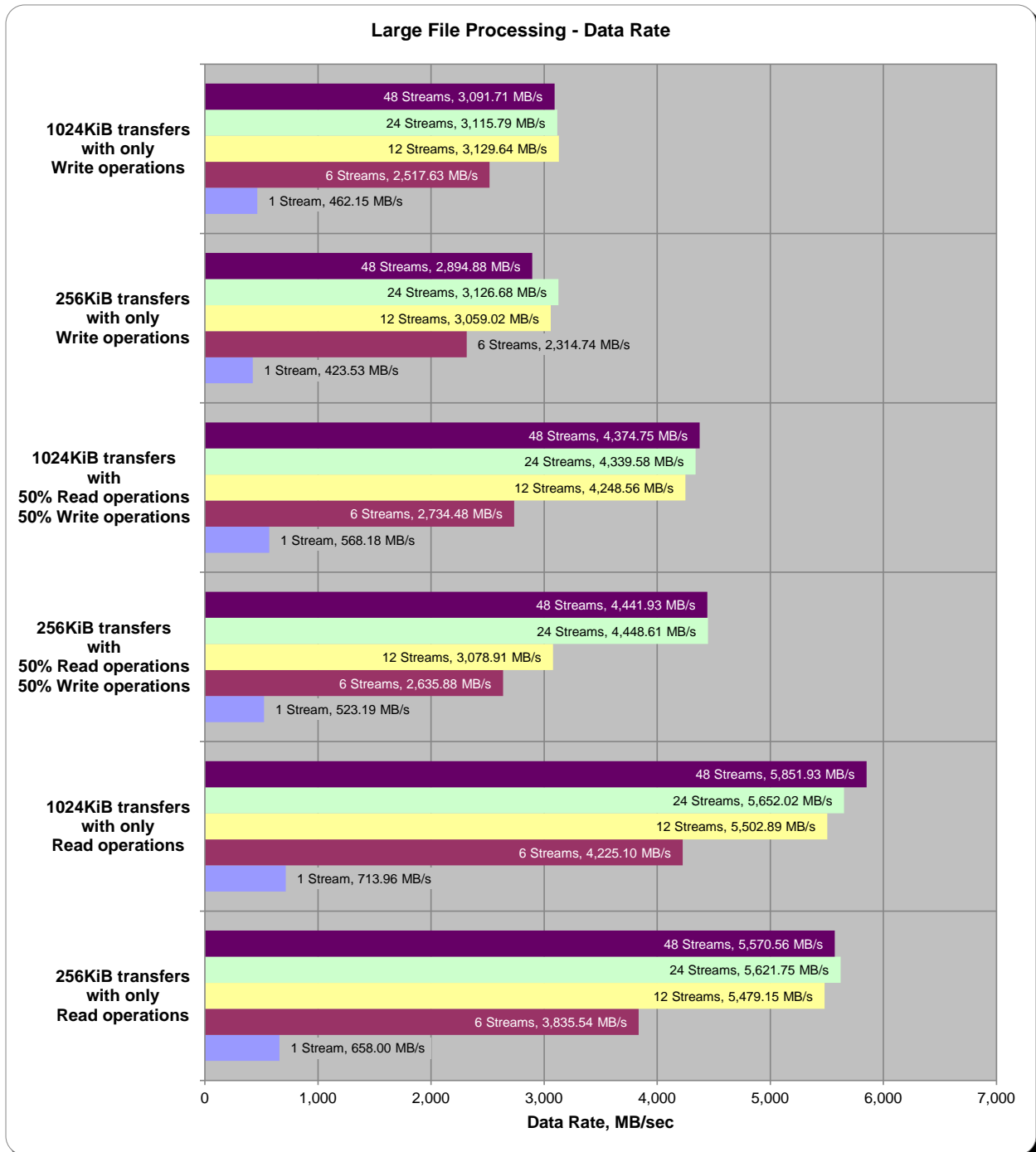
[SPC-2 Large File Processing Test Results File](#)

SPC-2 Large File Processing Average Data Rates (MB/s)

The average Data Rate (MB/s) for each Test Run in the three Test Phases of the SPC-2 Large File Processing Test is listed in the table below as well as illustrated in the following graph.

Test Run Sequence	1 Stream	6 Streams	12 Streams	24 Streams	48 Streams
Write 1024KiB	462.15	2,517.63	3,129.64	3,115.79	3,091.71
Write 256KiB	423.53	2,314.74	3,059.02	3,126.68	2,894.88
Read/Write 1024KiB	568.18	2,734.48	4,248.56	4,339.58	4,374.75
Read/Write 256KiB	523.19	2,635.88	3,078.91	4,448.61	4,441.93
Read 1024KiB	713.96	4,225.10	5,502.89	5,652.02	5,851.93
Read 256KiB	658.00	3,835.54	5,479.15	5,621.75	5,570.56

SPC-2 Large File Processing Average Data Rates Graph

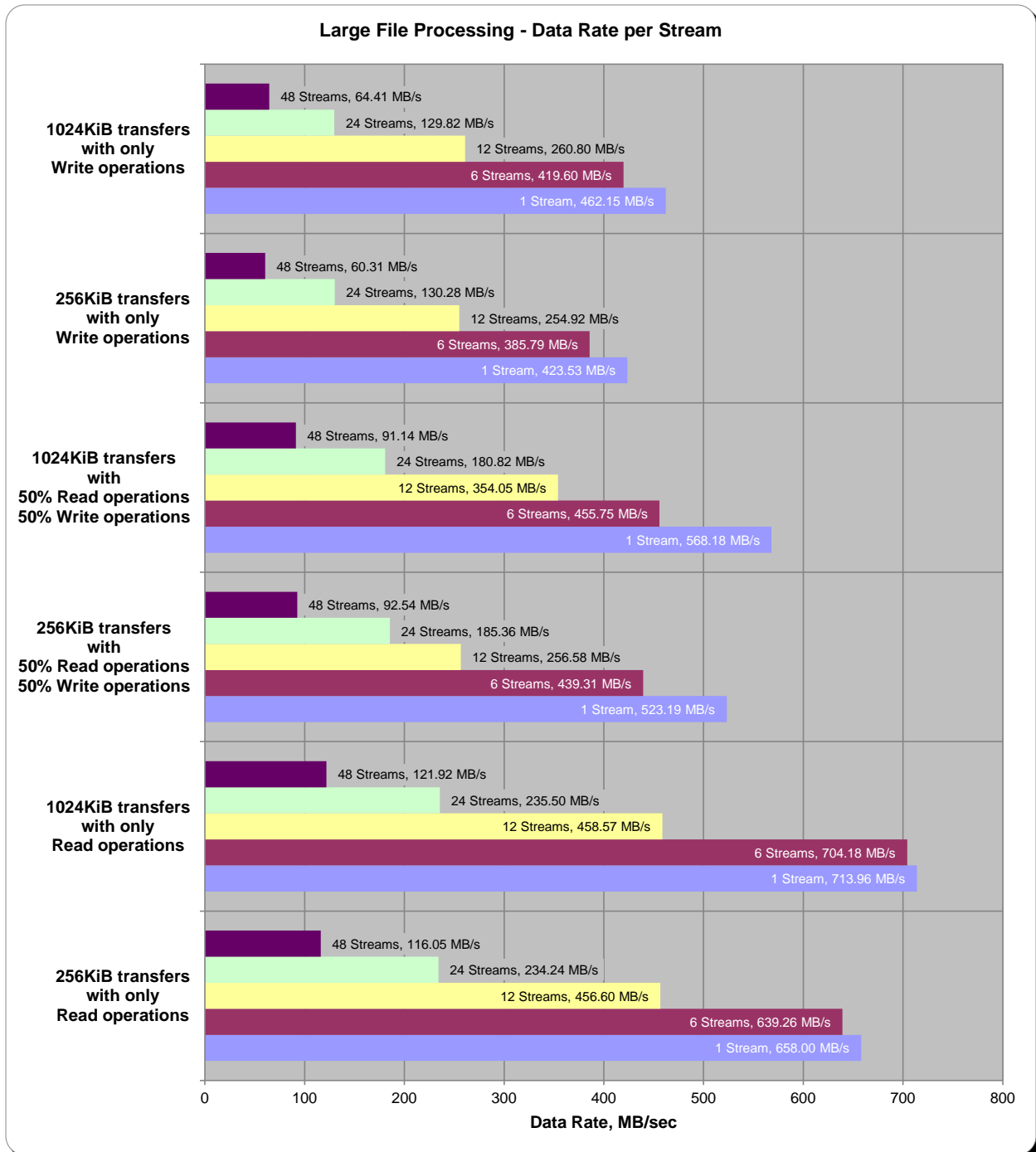


SPC-2 Large File Processing Average Data Rate per Stream

The average Data Rate per Stream for each Test Run in the three Test Phases of the SPC-2 Large File Processing Test is listed in the table below as well as illustrated in the following graph.

Test Run Sequence	1 Stream	6 Streams	12 Streams	24 Streams	48 Streams
Write 1024KiB	462.15	419.60	260.80	129.82	64.41
Write 256KiB	423.53	385.79	254.92	130.28	60.31
Read/Write 1024KiB	568.18	455.75	354.05	180.82	91.14
Read/Write 256KiB	523.19	439.31	256.58	185.36	92.54
Read 1024KiB	713.96	704.18	458.57	235.50	121.92
Read 256KiB	658.00	639.26	456.60	234.24	116.05

SPC-2 Large File Processing Average Data Rate per Stream Graph

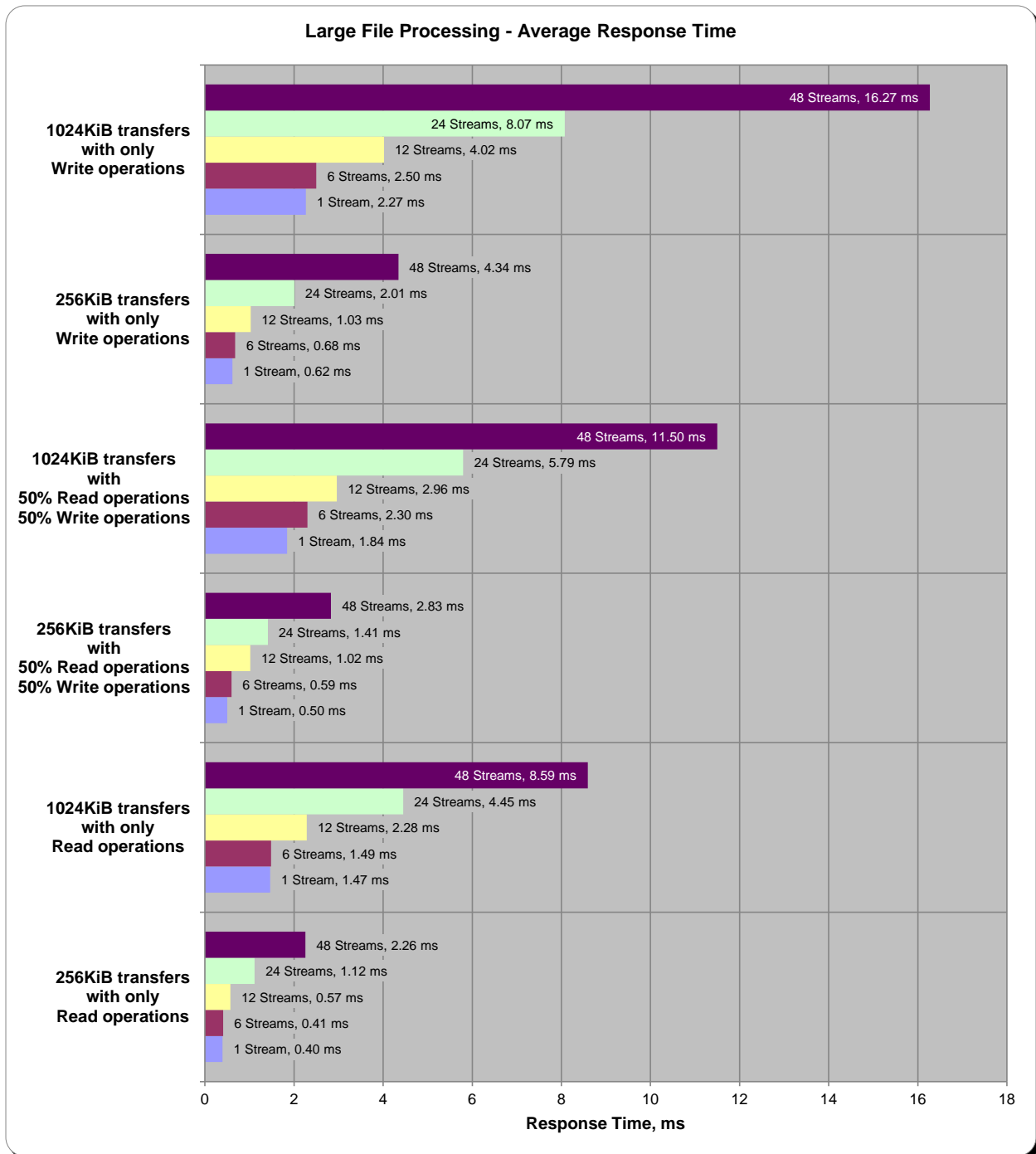


SPC-2 Large File Processing Average Response Time

The average Response Time, milliseconds (ms), for each Test Run in the three Test Phases of the SPC-2 Large File Processing Test is listed in the table below as well as illustrated in the following graph.

Test Run Sequence	1 Stream	6 Streams	12 Streams	24 Streams	48 Streams
Write 1024KiB	2.27	2.50	4.02	8.07	16.27
Write 256KiB	0.62	0.68	1.03	2.01	4.34
Read/Write 1024KiB	1.84	2.30	2.96	5.79	11.50
Read/Write 256KiB	0.50	0.59	1.02	1.41	2.83
Read 1024KiB	1.47	1.49	2.28	4.45	8.59
Read 256KiB	0.40	0.41	0.57	1.12	2.26

SPC-2 Large File Processing Average Response Time Graph



Large File Processing Test – WRITE ONLY Test Phase

Clause 10.6.8.1.1

1. A table that will contain the following information for each "WRITE ONLY, 1024 KiB Transfer Size" Test Run:
 - The number of Streams specified.
 - The average data rate, average data rate per stream, and average Response Time reported at five second intervals.
2. Average Data Rate (intervals), Average Data Rate per Stream (intervals), and Average Response Time (intervals) graphs for the "WRITE ONLY, 1024 KiB Transfer Size" Test Runs as specified in Clauses 10.1.4 – 10.1.6.
3. A table that will contain the following information for each "WRITE ONLY, 256 KiB Transfer Size" Test Run:
 - The number of Streams specified.
 - The average data rate, average data rate per stream, and average Response Time reported at five second intervals.
4. Average Data Rate (intervals), Average Data Rate per Stream (intervals), and Average Response Time (intervals) graphs for the "WRITE ONLY, 256 KiB Transfer Size" Test Runs as specified in Clauses 10.1.4 – 10.1.6.

The SPC-2 "Large File Processing/WRITE ONLY/1024 KiB Transfer Size" Test Run data is contained in the table that appears on the next page. That table is followed by graphs illustrating the average Data Rate, average Data Rate per Stream, and average Response Time produced by the same Test Runs. The table and graphs present the data at five-second intervals.

Immediately following the SPC-2 "Large File Processing/WRITE ONLY/1024 KiB Transfer Size" table and graphs will be the SPC-2 "Large File Processing/WRITE ONLY/64 KiB Transfer Size" table and graphs. The table contains the Test Run data and the graphs illustrate the average Data Rate, average Data Rate per Stream, and average Response Time produced by the Test Runs.

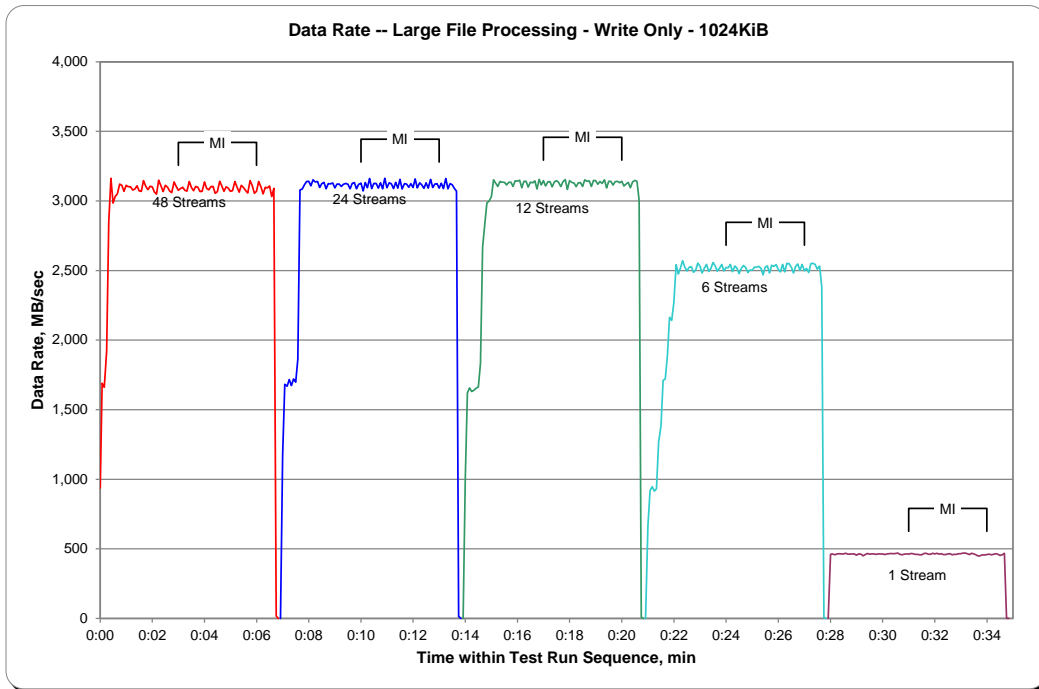
SPC-2 “Large File Processing/WRITE ONLY/1024 KiB Transfer Size” Test Run Data – Ramp-Up Period

TR1	48 Streams			TR2	24 Streams			TR3	12 Streams			TR4	6 Streams			TR5	1 Stream		
Test Run Sequence Time	Data Rate, MB/sec	Data Rate /Stream, MB/sec	Response Time, ms	Test Run Sequence Time	Data Rate, MB/sec	Data Rate /Stream, MB/sec	Response Time, ms	Test Run Sequence Time	Data Rate, MB/sec	Data Rate /Stream, MB/sec	Response Time, ms	Test Run Sequence Time	Data Rate, MB/sec	Data Rate /Stream, MB/sec	Response Time, ms	Test Run Sequence Time	Data Rate, MB/sec	Data Rate /Stream, MB/sec	Response Time, ms
0:00:00	936.59	104.07	3.83	0:06:55	0.00	0.00	0.00	0:13:55	0.00	0.00	0.00	0:20:55	0.00	0.00	0.00	0:27:55	0.00	0.00	0.00
0:00:05	1,690.51	93.92	7.92	0:07:00	1,170.84	234.17	2.87	0:14:00	1,004.33	251.08	2.92	0:21:00	664.17	332.08	2.27	0:28:00	460.95	460.95	2.27
0:00:10	1,661.57	83.08	12.23	0:07:05	1,683.17	280.53	3.62	0:14:05	1,620.89	324.18	3.04	0:21:05	918.13	459.07	2.26	0:28:05	463.05	463.05	2.26
0:00:15	1,918.68	73.80	13.00	0:07:10	1,668.70	238.39	4.08	0:14:10	1,656.12	331.22	3.18	0:21:10	946.86	473.43	2.27	0:28:10	458.02	458.02	2.29
0:00:20	2,851.50	98.33	9.97	0:07:15	1,716.73	214.59	4.58	0:14:15	1,630.33	326.07	3.19	0:21:15	915.41	457.70	2.27	0:28:15	462.84	462.84	2.27
0:00:25	3,161.88	102.00	10.01	0:07:20	1,673.74	209.22	4.92	0:14:20	1,639.55	327.91	3.20	0:21:20	931.97	310.66	2.29	0:28:20	465.78	465.78	2.25
0:00:30	2,984.46	90.44	11.48	0:07:25	1,721.55	191.28	5.19	0:14:25	1,654.23	275.71	3.49	0:21:25	1,266.47	422.16	2.49	0:28:25	463.47	463.47	2.26
0:00:35	3,032.48	81.96	12.21	0:07:30	1,697.43	154.31	6.60	0:14:30	1,662.20	277.03	3.79	0:21:30	1,381.18	345.30	2.45	0:28:30	463.68	463.68	2.26
0:00:40	3,051.15	80.29	12.64	0:07:35	1,863.74	124.25	7.10	0:14:35	1,831.44	228.93	3.89	0:21:35	1,709.81	427.45	2.40	0:28:35	468.08	468.08	2.24
0:00:45	3,121.61	82.15	12.81	0:07:40	3,080.09	181.18	5.48	0:14:40	2,668.00	296.44	3.35	0:21:40	1,721.34	430.34	2.42	0:28:40	461.58	461.58	2.27
0:00:50	3,112.17	77.80	12.99	0:07:45	3,083.86	181.40	5.73	0:14:45	2,830.74	314.53	3.34	0:21:45	1,887.23	377.45	2.41	0:28:45	462.63	462.63	2.26
0:00:55	3,069.39	73.08	13.93	0:07:50	3,117.00	173.17	5.96	0:14:50	2,986.34	298.63	3.41	0:21:50	2,163.21	432.64	2.41	0:28:50	462.84	462.84	2.26
0:01:00	3,112.59	72.39	14.41	0:07:55	3,138.81	174.38	6.03	0:14:55	2,998.30	299.83	3.47	0:21:55	2,141.61	428.32	2.43	0:28:55	463.89	463.89	2.26
0:01:05	3,102.53	70.51	14.70	0:08:00	3,140.69	157.03	6.13	0:15:00	3,031.22	275.57	3.48	0:22:00	2,266.81	377.80	2.44	0:29:00	455.08	455.08	2.30
0:01:10	3,101.27	68.92	14.99	0:08:05	3,109.24	141.33	6.90	0:15:05	3,152.44	262.70	3.88	0:22:05	2,541.96	423.66	2.48	0:29:05	463.47	463.47	2.26
0:01:15	3,077.36	68.39	15.22	0:08:10	3,152.02	143.27	7.34	0:15:10	3,127.48	260.62	4.03	0:22:10	2,474.22	412.37	2.52	0:29:10	462.42	462.42	2.27
0:01:20	3,086.17	64.30	15.82	0:08:15	3,136.08	136.35	7.58	0:15:15	3,104.41	258.70	4.02	0:22:15	2,517.63	419.61	2.48	0:29:15	449.00	449.00	2.33
0:01:25	3,109.03	64.77	16.23	0:08:20	3,139.02	136.48	7.70	0:15:20	3,139.02	261.58	4.02	0:22:20	2,569.85	428.31	2.48	0:29:20	458.86	458.86	2.28
0:01:30	3,071.91	64.00	16.25	0:08:25	3,095.82	128.99	7.94	0:15:25	3,135.24	261.27	4.02	0:22:25	2,525.39	420.90	2.50	0:29:25	465.99	465.99	2.25
0:01:35	3,069.39	63.95	16.26	0:08:30	3,124.76	130.20	8.07	0:15:30	3,133.56	261.13	4.03	0:22:30	2,496.87	416.14	2.50	0:29:30	462.63	462.63	2.27
0:01:40	3,145.94	65.54	16.23	0:08:35	3,133.35	130.56	8.05	0:15:35	3,114.27	259.52	4.01	0:22:35	2,523.92	420.65	2.50	0:29:35	464.10	464.10	2.26
0:01:45	3,103.58	64.66	16.25	0:08:40	3,087.22	128.63	8.09	0:15:40	3,133.56	261.13	4.03	0:22:40	2,527.70	421.28	2.49	0:29:40	463.05	463.05	2.26
0:01:50	3,081.56	64.20	16.21	0:08:45	3,124.55	130.19	8.07	0:15:45	3,134.19	261.18	4.03	0:22:45	2,487.43	414.57	2.51	0:29:45	459.91	459.91	2.28
0:01:55	3,106.30	64.71	16.26	0:08:50	3,122.45	130.10	8.08	0:15:50	3,104.41	258.70	4.02	0:22:50	2,501.69	416.95	2.49	0:29:50	464.31	464.31	2.26
0:02:00	3,101.69	64.62	16.27	0:08:55	3,129.16	130.38	8.06	0:15:55	3,144.05	262.00	4.01	0:22:55	2,552.65	425.44	2.50	0:29:55	463.05	463.05	2.26
0:02:05	3,063.94	63.83	16.29	0:09:00	3,093.09	128.88	8.08	0:16:00	3,142.79	261.90	4.01	0:23:00	2,532.10	422.02	2.49	0:30:00	463.26	463.26	2.26
0:02:10	3,049.26	63.53	16.38	0:09:05	3,121.82	130.08	8.08	0:16:05	3,149.08	262.42	4.01	0:23:05	2,481.98	413.66	2.51	0:30:05	458.86	458.86	2.28
0:02:15	3,148.66	65.60	16.21	0:09:10	3,121.19	130.05	8.08	0:16:10	3,094.56	257.88	4.03	0:23:10	2,517.00	419.50	2.51	0:30:10	463.68	463.68	2.26
0:02:20	3,107.35	64.74	16.24	0:09:15	3,104.41	129.35	8.04	0:16:15	3,140.49	261.71	4.02	0:23:15	2,543.22	423.87	2.48	0:30:15	465.15	465.15	2.25
0:02:25	3,067.08	63.90	16.28	0:09:20	3,119.30	129.97	8.09	0:16:20	3,141.32	261.78	4.02	0:23:20	2,493.72	415.62	2.50	0:30:20	466.62	466.62	2.24
0:02:30	3,111.54	64.82	16.21	0:09:25	3,125.60	130.23	8.07	0:16:25	3,099.17	258.26	4.03	0:23:25	2,514.69	419.12	2.48	0:30:25	465.15	465.15	2.25
0:02:35	3,100.22	64.59	16.28	0:09:30	3,120.14	130.01	8.09	0:16:30	3,134.82	261.24	4.02	0:23:30	2,557.69	426.28	2.49	0:30:30	466.62	466.62	2.25
0:02:40	3,072.33	64.01	16.25	0:09:35	3,086.80	128.62	8.08	0:16:35	3,130.63	260.89	4.03	0:23:35	2,532.52	422.09	2.49	0:30:35	469.34	469.34	2.23
0:02:45	3,060.37	63.76	16.31	0:09:40	3,125.60	130.23	8.07	0:16:40	3,143.84	261.99	4.01	0:23:40	2,495.40	415.90	2.50	0:30:40	460.32	460.32	2.28
0:02:50	3,136.08	65.34	16.28	0:09:45	3,131.26	130.47	8.07	0:16:45	3,086.17	257.18	4.04	0:23:45	2,517.21	419.54	2.51	0:30:45	457.81	457.81	2.29
0:02:55	3,103.78	64.66	16.21	0:09:50	3,087.85	128.66	8.08	0:16:50	3,154.96	262.91	4.00	0:23:50	2,543.22	423.87	2.48	0:30:50	462.63	462.63	2.26
				0:09:55	3,119.51	129.98	8.08	0:16:55	3,115.32	259.61	4.03	0:23:55	2,496.45	416.07	2.49	0:30:55	463.26	463.26	2.25

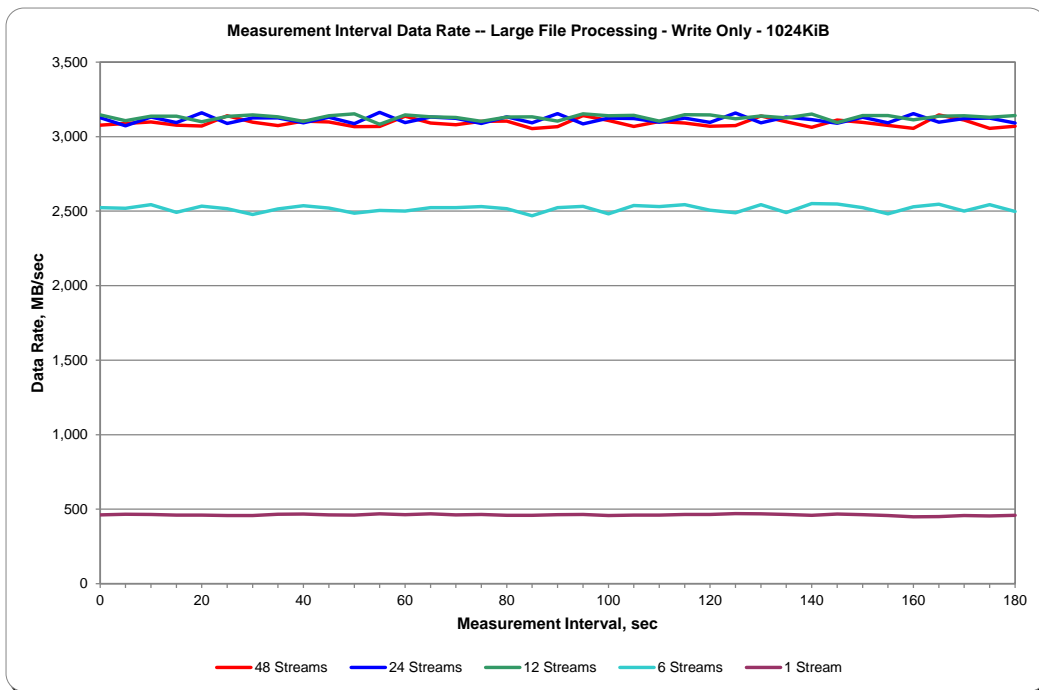
**SPC-2 “Large File Processing/WRITE ONLY/1024 KiB Transfer Size” Test Run Data
 Measurement Interval, Run-Out, and Ramp-Down Periods**

48 Streams				24 Streams				12 Streams				6 Streams				1 Stream			
TR1	48 Streams			TR2	24 Streams			TR3	12 Streams			TR4	6 Streams			TR5	1 Stream		
Test Run Sequence Time	Data Rate, MB/sec	Data Rate / Stream, MB/sec	Response Time, ms	Test Run Sequence Time	Data Rate, MB/sec	Data Rate / Stream, MB/sec	Response Time, ms	Test Run Sequence Time	Data Rate, MB/sec	Data Rate / Stream, MB/sec	Response Time, ms	Test Run Sequence Time	Data Rate, MB/sec	Data Rate / Stream, MB/sec	Response Time, ms	Test Run Sequence Time	Data Rate, MB/sec	Data Rate / Stream, MB/sec	Response Time, ms
0:03:00	3,076.73	64.10	16.25	0:10:00	3,127.69	130.32	8.08	0:17:00	3,145.10	262.09	4.02	0:24:00	2,522.87	420.48	2.50	0:31:00	462.63	462.63	2.27
0:03:05	3,088.48	64.34	16.30	0:10:05	3,072.33	128.01	8.10	0:17:05	3,106.51	258.88	4.02	0:24:05	2,519.52	419.92	2.50	0:31:05	466.83	466.83	2.25
0:03:10	3,098.54	64.55	16.30	0:10:10	3,131.89	130.50	8.07	0:17:10	3,137.76	261.48	4.02	0:24:10	2,543.85	423.97	2.48	0:31:10	464.73	464.73	2.25
0:03:15	3,076.31	64.09	16.25	0:10:15	3,094.35	128.93	8.06	0:17:15	3,137.34	261.44	4.02	0:24:15	2,491.42	415.24	2.50	0:31:15	461.16	461.16	2.27
0:03:20	3,070.65	63.97	16.26	0:10:20	3,160.62	131.69	8.07	0:17:20	3,100.43	258.37	4.02	0:24:20	2,533.57	422.26	2.49	0:31:20	460.32	460.32	2.28
0:03:25	3,139.86	65.41	16.25	0:10:25	3,088.69	128.70	8.08	0:17:25	3,135.87	261.32	4.02	0:24:25	2,515.74	419.29	2.51	0:31:25	458.02	458.02	2.28
0:03:30	3,097.07	64.52	16.30	0:10:30	3,126.01	130.25	8.07	0:17:30	3,145.73	262.14	4.01	0:24:30	2,477.16	412.86	2.52	0:31:30	457.18	457.18	2.29
0:03:35	3,074.22	64.05	16.24	0:10:35	3,124.97	130.21	8.08	0:17:35	3,133.15	261.10	4.03	0:24:35	2,514.28	419.05	2.51	0:31:35	466.20	466.20	2.25
0:03:40	3,104.41	64.68	16.26	0:10:40	3,092.25	128.84	8.07	0:17:40	3,103.37	258.61	4.02	0:24:40	2,536.09	422.68	2.49	0:31:40	468.08	468.08	2.24
0:03:45	3,098.75	64.56	16.28	0:10:45	3,130.21	130.43	8.06	0:17:45	3,140.07	261.67	4.02	0:24:45	2,470.78	420.13	2.50	0:31:45	462.63	462.63	2.26
0:03:50	3,067.08	63.90	16.29	0:10:50	3,086.80	128.62	8.08	0:17:50	3,153.28	262.77	4.00	0:24:50	2,485.75	414.29	2.51	0:31:50	460.95	460.95	2.27
0:03:55	3,068.55	63.93	16.27	0:10:55	3,162.30	131.76	8.07	0:17:55	3,083.23	256.94	4.05	0:24:55	2,504.42	417.40	2.52	0:31:55	468.92	468.92	2.23
0:04:00	3,136.71	65.35	16.29	0:11:00	3,094.56	128.94	8.07	0:18:00	3,145.94	262.16	4.01	0:25:00	2,500.64	416.77	2.52	0:32:00	463.89	463.89	2.26
0:04:05	3,090.57	64.39	16.31	0:11:05	3,130.84	130.45	8.05	0:18:05	3,133.15	261.10	4.03	0:25:05	2,524.13	420.69	2.47	0:32:05	468.92	468.92	2.23
0:04:10	3,079.67	64.16	16.22	0:11:10	3,122.24	130.09	8.08	0:18:10	3,129.16	260.76	4.03	0:25:10	2,523.50	420.58	2.50	0:32:10	462.21	462.21	2.26
0:04:15	3,102.32	64.63	16.27	0:11:15	3,088.90	128.70	8.08	0:18:15	3,102.74	258.56	4.02	0:25:15	2,530.42	421.74	2.49	0:32:15	464.73	464.73	2.25
0:04:20	3,103.78	64.66	16.26	0:11:20	3,133.35	130.56	8.06	0:18:20	3,131.05	260.92	4.03	0:25:20	2,516.58	419.43	2.51	0:32:20	459.49	459.49	2.28
0:04:25	3,054.50	63.64	16.33	0:11:25	3,092.04	128.84	8.07	0:18:25	3,132.31	261.03	4.03	0:25:25	2,468.77	411.46	2.53	0:32:25	459.07	459.07	2.28
0:04:30	3,066.46	63.88	16.28	0:11:30	3,154.33	131.43	8.09	0:18:30	3,103.78	258.65	4.02	0:25:30	2,524.13	420.69	2.50	0:32:30	463.89	463.89	2.26
0:04:35	3,141.53	65.45	16.24	0:11:35	3,085.12	128.55	8.09	0:18:35	3,152.23	262.69	4.00	0:25:35	2,532.52	422.09	2.49	0:32:35	464.52	464.52	2.25
0:04:40	3,107.77	64.75	16.24	0:11:40	3,123.50	130.15	8.08	0:18:40	3,140.69	261.72	4.02	0:25:40	2,482.19	413.70	2.51	0:32:40	457.81	457.81	2.29
0:04:45	3,068.76	63.93	16.28	0:11:45	3,121.19	130.05	8.08	0:18:45	3,143.42	261.95	4.01	0:25:45	2,537.97	423.00	2.48	0:32:45	460.53	460.53	2.27
0:04:50	3,101.06	64.61	16.27	0:11:50	3,097.49	129.06	8.06	0:18:50	3,103.58	258.63	4.02	0:25:50	2,530.63	421.77	2.49	0:32:50	460.53	460.53	2.27
0:04:55	3,091.83	64.41	16.32	0:11:55	3,124.13	130.17	8.08	0:18:55	3,147.62	262.30	4.01	0:25:55	2,543.01	423.83	2.48	0:32:55	465.15	465.15	2.25
0:05:00	3,069.39	63.95	16.27	0:12:00	3,096.03	129.00	8.06	0:19:00	3,146.15	262.18	4.01	0:26:00	2,506.52	417.75	2.49	0:33:00	464.73	464.73	2.25
0:05:05	3,073.59	64.03	16.25	0:12:05	3,158.52	131.61	8.08	0:19:05	3,119.51	259.96	4.00	0:26:05	2,489.32	414.89	2.53	0:33:05	470.39	470.39	2.23
0:05:10	3,139.02	65.40	16.24	0:12:10	3,092.67	128.86	8.07	0:19:10	3,138.81	261.57	4.02	0:26:10	2,543.64	423.94	2.48	0:33:10	469.34	469.34	2.24
0:05:15	3,100.22	64.59	16.29	0:12:15	3,130.84	130.45	8.07	0:19:15	3,125.39	260.45	4.04	0:26:15	2,490.16	415.03	2.51	0:33:15	464.52	464.52	2.25
0:05:20	3,063.10	63.81	16.30	0:12:20	3,114.48	129.77	8.10	0:19:20	3,151.81	262.65	4.00	0:26:20	2,551.40	425.23	2.47	0:33:20	459.07	459.07	2.28
0:05:25	3,111.75	64.83	16.23	0:12:25	3,090.36	128.77	8.07	0:19:25	3,094.14	257.84	4.03	0:26:25	2,548.46	424.74	2.47	0:33:25	468.08	468.08	2.24
0:05:30	3,096.24	64.50	16.30	0:12:30	3,129.58	130.40	8.07	0:19:30	3,141.53	261.79	4.02	0:26:30	2,523.08	420.51	2.50	0:33:30	462.84	462.84	2.26
0:05:35	3,075.26	64.07	16.24	0:12:35	3,092.04	128.84	8.07	0:19:35	3,141.11	261.76	4.02	0:26:35	2,481.77	413.63	2.51	0:33:35	456.97	456.97	2.29
0:05:40	3,055.97	63.67	16.32	0:12:40	3,154.75	131.45	8.08	0:19:40	3,112.80	259.40	4.01	0:26:40	2,529.38	421.56	2.49	0:33:40	448.79	448.79	2.33
0:05:45	3,145.73	65.54	16.24	0:12:45	3,096.86	129.04	8.06	0:19:45	3,137.55	261.46	4.02	0:26:45	2,546.15	424.36	2.48	0:33:45	451.10	451.10	2.32
0:05:50	3,110.71	64.81	16.21	0:12:50	3,121.61	130.07	8.09	0:19:50	3,140.69	261.72	4.02	0:26:50	2,500.64	416.77	2.49	0:33:50	457.60	457.60	2.29
0:05:55	3,055.13	63.65	16.27	0:12:55	3,124.76	130.20	8.06	0:19:55	3,130.00	260.83	4.01	0:26:55	2,544.06	424.01	2.47	0:33:55	455.50	455.50	2.28
0:06:00	3,069.39	63.95	16.29	0:13:00	3,091.20	128.80	8.09	0:20:00	3,140.90	261.74	4.02	0:27:00	2,497.08	416.18	2.53	0:34:00	458.65	458.65	2.30
0:06:05	3,138.81	65.39	16.26	0:13:05	3,127.69	130.32	8.07	0:20:05	3,106.72	258.89	4.02	0:27:05	2,515.11	419.19	2.51	0:34:05	461.37	461.37	2.27
0:06:10	3,099.59	64.57	16.29	0:13:10	3,089.10	128.71	8.08	0:20:10	3,120.77	260.06	4.04	0:27:10	2,485.13	414.19	2.51	0:34:10	457.60	457.60	2.29
0:06:15	3,050.73	63.56	16.36	0:13:15	3,161.46	131.73	8.07	0:20:15	3,133.98	261.17	4.03	0:27:15	2,550.56	425.09	2.47	0:34:15	459.91	459.91	2.28
0:06:20	3,097.70	64.54	16.30	0:13:20	3,087.43	128.64	8.08	0:20:20	3,095.61	257.97	4.03	0:27:20	2,550.77	425.13	2.47	0:34:20	464.94	464.94	2.26
0:06:25	3,092.88	64.43	16.32	0:13:25	3,124.55	130.19	8.08	0:20:25	3,137.55	261.46	4.02	0:27:25	2,543.43	423.90	2.48	0:34:25	461.79	461.79	2.27
0:06:30	3,107.98	64.75	16.24	0:13:30	3,117.21	129.88	8.09	0:20:30	3,147.83	262.32	4.01	0:27:30	2,510.08	418.35	2.48	0:34:30	453.40	453.40	2.31
0:06:35	3,032.69	63.18	16.28	0:13:35	3,089.94	128.75	8.07	0:20:35	3,141.74	261.81	4.01	0:27:35	2,531.47	421.91	2.49	0:34:35	458.02	458.02	2.29
0:06:40	3,089.73	128.74	16.08	0:13:40	3,070.86	255.90	7.88	0:20:40	3,003.12	500.52	3.95	0:27:40	2,380.48	793.49	2.49	0:34:40	467.66	467.66	2.24
0:06:45	16.78	0.00	8.33	0:13:45	13.42	0.00	4.04	0:20:45	9.23	0.00	2.64	0:27:45	5.45	0.00	2.30	0:34:45	1.68	0.00	2.24
0:06:50	0.00	0.00	0.00	0:13:50	0.00	0.00	0.00	0:20:50	0.00	0.00	0.00	0:27:50	0.00	0.00	0.00	0:34:50	0.00	0.00	0.00

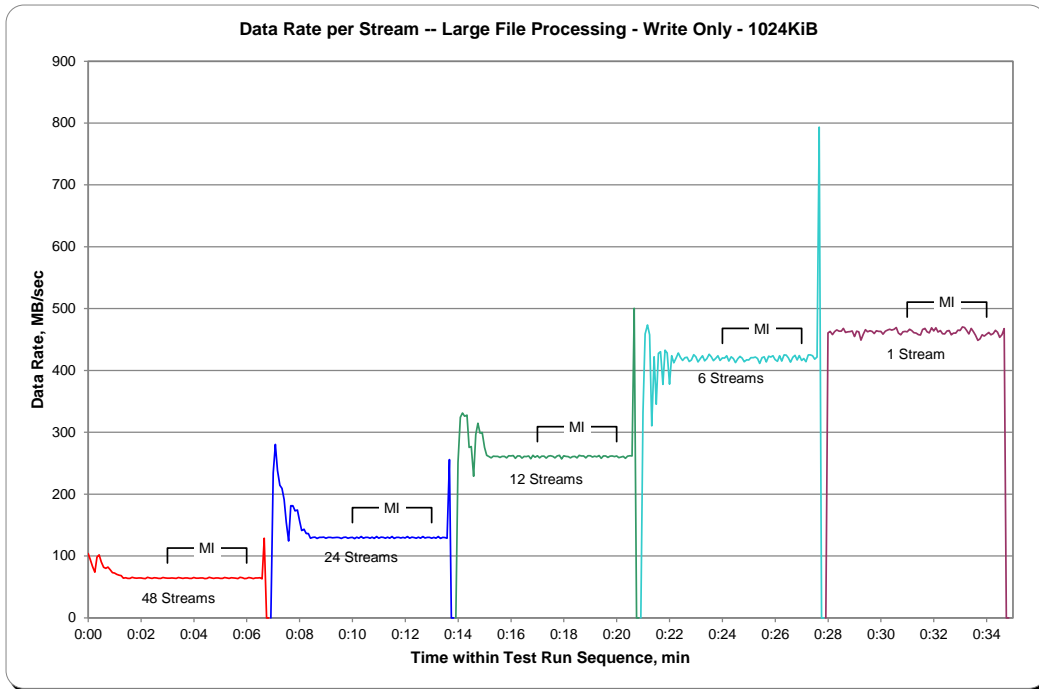
SPC-2 “Large File Processing/WRITE ONLY/1024 KiB Transfer Size” Average Data Rate Graph – Complete Test Run



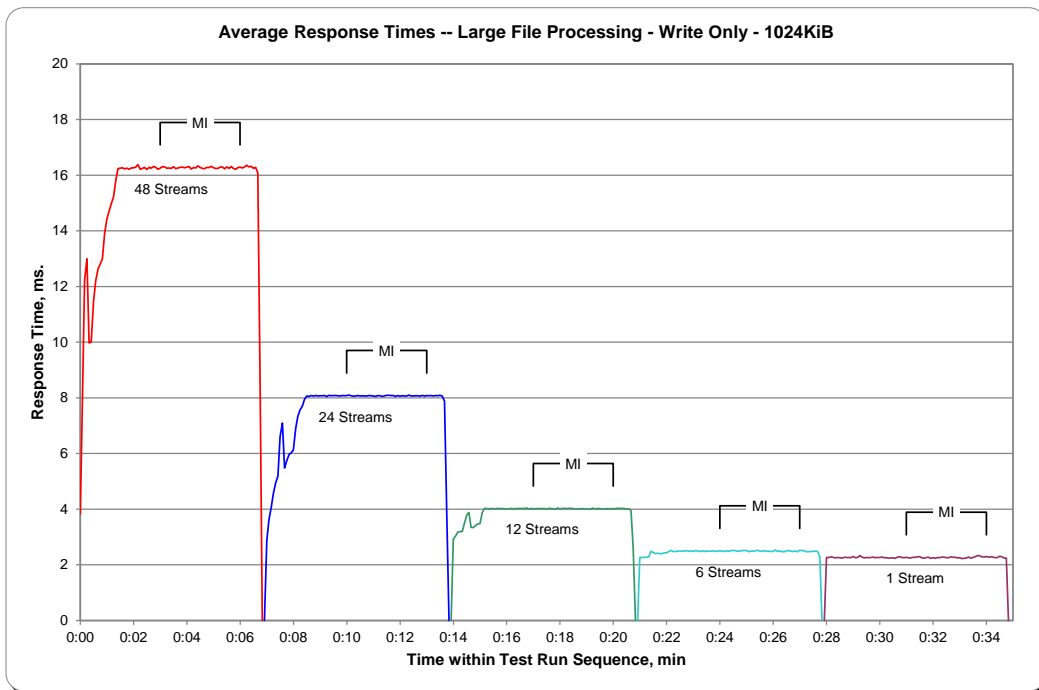
SPC-2 “Large File Processing/ WRITE ONLY /1024 KiB Transfer Size” Average Data Rate Graph – Measurement Interval (MI) Only



SPC-2 “Large File Processing/ WRITE ONLY /1024 KiB Transfer Size” Average Data Rate per Stream Graph



SPC-2 “Large File Processing/ WRITE ONLY /1024 KiB Transfer Size” Average Response Time Graph



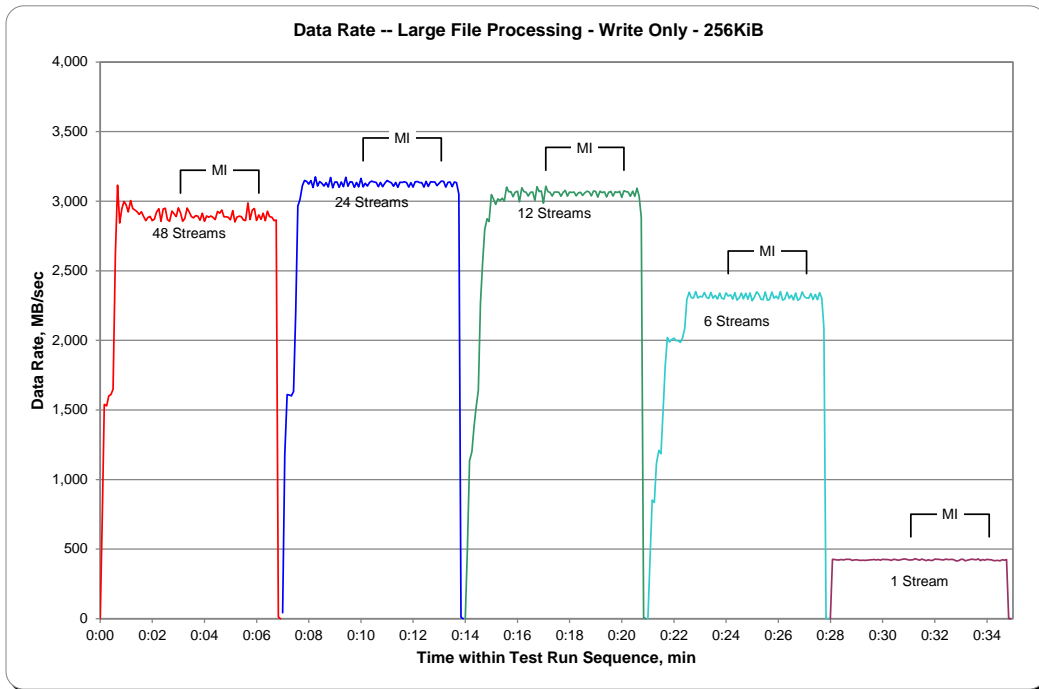
SPC-2 “Large File Processing/ WRITE ONLY /256 KiB Transfer Size” Test Run Data – Ramp-Up Period

48 Streams				24 Streams				12 Streams				6 Streams				1 Stream			
TR6	48 Streams			TR7	24 Streams			TR8	12 Streams			TR9	6 Streams			TR10	1 Stream		
Test Run Sequence Time	Data Rate, MB/sec	Data Rate /Stream, MB/sec	Response Time, ms	Test Run Sequence Time	Data Rate, MB/sec	Data Rate /Stream, MB/sec	Response Time, ms	Test Run Sequence Time	Data Rate, MB/sec	Data Rate /Stream, MB/sec	Response Time, ms	Test Run Sequence Time	Data Rate, MB/sec	Data Rate /Stream, MB/sec	Response Time, ms	Test Run Sequence Time	Data Rate, MB/sec	Data Rate /Stream, MB/sec	Response Time, ms
0:00:00	0.00	0.00	0.00	0:07:00	43.10	43.10	0.69	0:14:00	0.00	0.00	0.00	0:21:00	0.00	0.00	0.00	0:28:00	0.00	0.00	0.00
0:00:05	758.28	252.76	0.66	0:07:05	1,178.49	196.42	0.96	0:14:05	506.41	253.20	0.61	0:21:05	431.49	215.74	0.61	0:28:05	426.67	426.67	0.61
0:00:10	1,539.73	192.47	1.06	0:07:10	1,609.72	229.96	1.11	0:14:10	1,134.77	378.26	0.65	0:21:10	852.60	426.30	0.62	0:28:10	425.77	425.77	0.61
0:00:15	1,529.72	95.61	2.14	0:07:15	1,606.73	178.53	1.38	0:14:15	1,199.94	399.98	0.66	0:21:15	835.45	417.73	0.62	0:28:15	422.58	422.58	0.62
0:00:20	1,600.44	80.02	2.85	0:07:20	1,600.76	145.52	1.75	0:14:20	1,381.66	345.41	0.74	0:21:20	1,117.21	372.40	0.65	0:28:20	422.37	422.37	0.62
0:00:25	1,610.30	70.01	3.50	0:07:25	1,633.00	136.08	1.93	0:14:25	1,522.64	253.77	0.82	0:21:25	1,210.37	403.46	0.65	0:28:25	424.57	424.57	0.62
0:00:30	1,648.57	65.94	3.76	0:07:30	2,195.30	146.35	1.63	0:14:30	1,640.86	234.41	0.97	0:21:30	1,185.05	395.02	0.66	0:28:30	422.16	422.16	0.62
0:00:35	2,627.84	87.59	2.73	0:07:35	2,964.48	185.28	1.38	0:14:35	2,269.90	283.74	0.89	0:21:35	1,498.52	374.63	0.65	0:28:35	426.25	426.25	0.61
0:00:40	3,115.37	97.36	2.57	0:07:40	3,012.14	167.34	1.49	0:14:40	2,557.00	284.11	0.88	0:21:40	1,821.01	364.20	0.65	0:28:40	426.93	426.93	0.61
0:00:45	2,843.74	83.64	3.02	0:07:45	3,110.76	155.54	1.64	0:14:45	2,798.75	279.88	0.89	0:21:45	2,019.77	403.95	0.65	0:28:45	427.24	427.24	0.61
0:00:50	2,944.35	77.48	3.18	0:07:50	3,148.45	157.42	1.67	0:14:50	2,873.26	287.33	0.91	0:21:50	1,987.63	397.53	0.65	0:28:50	419.27	419.27	0.62
0:00:55	2,998.19	78.90	3.33	0:07:55	3,142.48	149.64	1.69	0:14:55	2,853.44	259.40	0.92	0:21:55	2,006.50	401.30	0.65	0:28:55	421.74	421.74	0.62
0:01:00	2,973.76	74.34	3.38	0:08:00	3,122.97	148.71	1.75	0:15:00	3,046.79	276.98	0.96	0:22:00	2,016.41	403.28	0.65	0:29:00	423.57	423.57	0.62
0:01:05	2,922.43	71.28	3.60	0:08:05	3,149.29	149.97	1.75	0:15:05	3,014.60	274.05	0.96	0:22:05	1,997.80	399.56	0.65	0:29:05	420.06	420.06	0.62
0:01:10	3,004.12	71.53	3.66	0:08:10	3,097.55	140.80	1.76	0:15:10	2,976.38	270.58	0.96	0:22:10	1,997.48	399.50	0.65	0:29:10	418.96	418.96	0.62
0:01:15	2,947.02	65.49	3.90	0:08:15	3,174.14	144.28	1.84	0:15:15	3,016.28	274.21	0.96	0:22:15	1,984.69	396.94	0.65	0:29:15	420.79	420.79	0.62
0:01:20	2,936.17	62.47	4.12	0:08:20	3,108.03	141.27	1.84	0:15:20	3,003.65	273.06	0.96	0:22:20	2,018.25	403.65	0.65	0:29:20	418.96	418.96	0.62
0:01:25	2,924.16	60.92	4.18	0:08:25	3,141.43	130.89	1.87	0:15:25	3,021.42	251.78	0.97	0:22:25	2,086.09	347.68	0.66	0:29:25	420.27	420.27	0.62
0:01:30	2,904.82	60.52	4.29	0:08:30	3,128.69	130.36	2.01	0:15:30	3,000.19	250.02	1.03	0:22:30	2,294.55	382.42	0.68	0:29:30	421.89	421.89	0.62
0:01:35	2,924.37	60.92	4.36	0:08:35	3,109.19	129.55	2.00	0:15:35	3,100.85	258.40	1.03	0:22:35	2,345.56	390.93	0.68	0:29:35	423.83	423.83	0.62
0:01:40	2,889.98	60.21	4.36	0:08:40	3,133.56	130.57	2.01	0:15:40	3,067.98	255.66	1.03	0:22:40	2,305.77	384.29	0.68	0:29:40	425.15	425.15	0.61
0:01:45	2,860.10	59.59	4.36	0:08:45	3,102.74	129.28	2.01	0:15:45	3,069.13	255.76	1.03	0:22:45	2,304.98	384.16	0.68	0:29:45	421.53	421.53	0.62
0:01:50	2,883.69	60.08	4.37	0:08:50	3,170.11	132.09	2.01	0:15:50	3,031.38	252.62	1.03	0:22:50	2,350.65	391.77	0.68	0:29:50	424.52	424.52	0.62
0:01:55	2,890.29	60.21	4.36	0:08:55	3,096.55	129.02	2.01	0:15:55	3,064.52	255.38	1.03	0:22:55	2,304.19	384.03	0.68	0:29:55	420.37	420.37	0.62
0:02:00	2,860.04	59.58	4.36	0:09:00	3,137.76	130.74	2.01	0:16:00	3,072.07	256.01	1.03	0:23:00	2,315.88	385.98	0.68	0:30:00	426.98	426.98	0.61
0:02:05	2,870.79	59.81	4.35	0:09:05	3,138.49	130.77	2.01	0:16:05	2,995.36	249.61	1.03	0:23:05	2,311.38	385.23	0.67	0:30:05	425.51	425.51	0.61
0:02:10	2,921.59	60.87	4.36	0:09:10	3,099.70	129.15	2.01	0:16:10	3,096.24	258.02	1.03	0:23:10	2,344.20	390.70	0.68	0:30:10	425.62	425.62	0.61
0:02:15	2,945.71	61.37	4.28	0:09:15	3,138.13	130.76	2.01	0:16:15	3,068.97	255.75	1.03	0:23:15	2,308.28	384.71	0.67	0:30:15	424.10	424.10	0.62
0:02:20	2,855.85	59.50	4.37	0:09:20	3,104.68	129.36	2.01	0:16:20	3,064.36	255.36	1.03	0:23:20	2,301.78	383.63	0.68	0:30:20	419.59	419.59	0.62
0:02:25	2,944.87	61.35	4.28	0:09:25	3,172.47	132.19	2.01	0:16:25	3,036.89	253.07	1.03	0:23:25	2,343.83	390.64	0.68	0:30:25	426.51	426.51	0.61
0:02:30	2,948.86	61.43	4.28	0:09:30	3,107.93	129.50	2.01	0:16:30	3,064.88	255.41	1.03	0:23:30	2,302.73	383.79	0.68	0:30:30	425.25	425.25	0.61
0:02:35	2,868.48	59.76	4.35	0:09:35	3,139.70	130.82	2.01	0:16:35	3,066.40	255.53	1.03	0:23:35	2,323.02	387.17	0.68	0:30:35	420.43	420.43	0.62
0:02:40	2,854.75	59.47	4.37	0:09:40	3,137.81	130.74	2.01	0:16:40	3,006.21	250.52	1.02	0:23:40	2,297.01	382.84	0.68	0:30:40	422.63	422.63	0.62
0:02:45	2,928.78	61.02	4.35	0:09:45	3,099.43	129.14	2.01	0:16:45	3,104.36	258.70	1.03	0:23:45	2,340.00	390.00	0.68	0:30:45	426.56	426.56	0.61
0:02:50	2,909.38	60.61	4.34	0:09:50	3,134.14	130.59	2.01	0:16:50	3,069.23	255.77	1.03	0:23:50	2,302.20	383.70	0.68	0:30:50	429.02	429.02	0.61
0:02:55	2,888.98	60.19	4.32	0:09:55	3,102.68	129.28	2.01	0:16:55	3,073.85	256.15	1.02	0:23:55	2,296.59	382.77	0.68	0:30:55	426.93	426.93	0.61
0:03:00	2,951.58	61.49	4.27	0:10:00	3,163.61	131.82	2.01	0:17:00	2,985.87	248.82	1.03	0:24:00	2,341.21	390.20	0.68	0:31:00	422.42	422.42	0.62

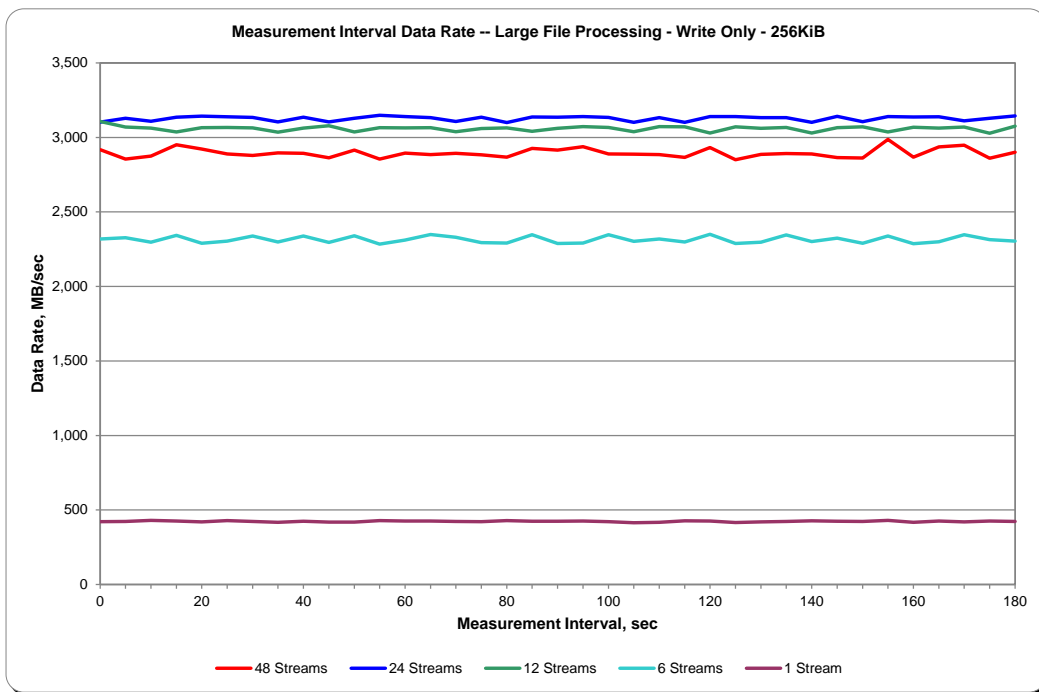
**SPC-2 “Large File Processing/ WRITE ONLY /256 KiB Transfer Size” Test Run Data
 Measurement Interval, Run-Out, and Ramp-Down Periods**

TR6				TR7				TR8				TR9				TR10			
Test Run Sequence Time	48 Streams			Test Run Sequence Time	24 Streams			Test Run Sequence Time	12 Streams			Test Run Sequence Time	6 Streams			Test Run Sequence Time	1 Stream		
	Data Rate, MB/sec	Data Rate / Stream, MB/sec	Response Time, ms		Data Rate, MB/sec	Data Rate / Stream, MB/sec	Response Time, ms		Data Rate, MB/sec	Data Rate / Stream, MB/sec	Response Time, ms		Data Rate, MB/sec	Data Rate / Stream, MB/sec	Response Time, ms		Data Rate, MB/sec	Data Rate / Stream, MB/sec	Response Time, ms
0:03:05	2,917.56	60.78	4.33	0:10:05	3,102.79	129.28	2.01	0:17:05	3,107.72	258.98	1.03	0:24:05	2,318.66	386.44	0.67	0:31:05	422.26	422.26	0.62
0:03:10	2,854.85	59.48	4.36	0:10:10	3,128.43	130.35	2.01	0:17:10	3,069.55	255.80	1.03	0:24:10	2,327.26	387.88	0.68	0:31:10	423.68	423.68	0.62
0:03:15	2,875.20	59.90	4.35	0:10:15	3,108.82	129.53	2.01	0:17:15	3,063.10	255.26	1.03	0:24:15	2,297.27	382.88	0.68	0:31:15	431.07	431.07	0.61
0:03:20	2,950.85	61.48	4.32	0:10:20	3,135.08	130.63	2.01	0:17:20	3,037.25	253.10	1.03	0:24:20	2,342.73	390.45	0.68	0:31:20	425.41	425.41	0.61
0:03:25	2,921.86	60.87	4.27	0:10:25	3,143.42	130.98	2.00	0:17:25	3,065.62	255.47	1.03	0:24:25	2,289.15	381.52	0.68	0:31:25	420.79	420.79	0.62
0:03:30	2,889.56	60.20	4.36	0:10:30	3,138.23	130.76	2.01	0:17:30	3,066.46	255.54	1.03	0:24:30	2,303.83	383.97	0.68	0:31:30	428.61	428.61	0.61
0:03:35	2,879.60	59.99	4.38	0:10:35	3,134.93	130.62	2.01	0:17:35	3,064.62	255.39	1.03	0:24:35	2,338.90	389.82	0.68	0:31:35	423.47	423.47	0.62
0:03:40	2,896.90	60.35	4.35	0:10:40	3,103.73	129.32	2.01	0:17:40	3,035.78	252.98	1.03	0:24:40	2,298.53	383.09	0.68	0:31:40	417.39	417.39	0.63
0:03:45	2,892.92	60.27	4.31	0:10:45	3,135.29	130.64	2.01	0:17:45	3,062.26	255.19	1.03	0:24:45	2,338.17	389.69	0.67	0:31:45	424.20	424.20	0.62
0:03:50	2,863.56	59.66	4.36	0:10:50	3,104.36	129.35	2.01	0:17:50	3,077.78	256.48	1.02	0:24:50	2,295.49	382.58	0.68	0:31:50	419.43	419.43	0.62
0:03:55	2,914.52	60.72	4.37	0:10:55	3,128.95	130.37	2.01	0:17:55	3,037.31	253.11	1.03	0:24:55	2,340.42	390.07	0.68	0:31:55	418.96	418.96	0.62
0:04:00	2,855.06	59.48	4.37	0:11:00	3,148.56	131.19	2.01	0:18:00	3,066.09	255.51	1.03	0:25:00	2,284.27	380.71	0.68	0:32:00	428.34	428.34	0.61
0:04:05	2,894.28	60.30	4.36	0:11:05	3,139.38	130.81	2.01	0:18:05	3,063.36	255.28	1.03	0:25:05	2,311.22	385.20	0.67	0:32:05	426.25	426.25	0.61
0:04:10	2,884.63	60.10	4.37	0:11:10	3,132.46	130.52	2.01	0:18:10	3,065.51	255.46	1.03	0:25:10	2,348.39	391.40	0.68	0:32:10	426.25	426.25	0.61
0:04:15	2,893.70	60.29	4.36	0:11:15	3,107.40	129.48	2.01	0:18:15	3,038.62	253.22	1.02	0:25:15	2,329.88	388.31	0.68	0:32:15	423.41	423.41	0.62
0:04:20	2,882.95	60.06	4.33	0:11:20	3,135.61	130.65	2.01	0:18:20	3,059.90	254.99	1.03	0:25:20	2,294.65	382.44	0.68	0:32:20	422.00	422.00	0.62
0:04:25	2,867.07	59.73	4.34	0:11:25	3,100.17	129.17	2.01	0:18:25	3,064.10	255.34	1.03	0:25:25	2,291.92	381.99	0.68	0:32:25	428.61	428.61	0.61
0:04:30	2,925.68	60.95	4.36	0:11:30	3,137.18	130.72	2.01	0:18:30	3,040.87	253.41	1.02	0:25:30	2,347.39	391.23	0.68	0:32:30	424.99	424.99	0.62
0:04:35	2,914.20	60.71	4.28	0:11:35	3,135.50	130.65	2.01	0:18:35	3,060.43	255.04	1.03	0:25:35	2,288.83	381.47	0.68	0:32:35	424.52	424.52	0.62
0:04:40	2,937.53	61.20	4.29	0:11:40	3,139.28	130.80	2.01	0:18:40	3,072.22	256.02	1.02	0:25:40	2,291.87	381.98	0.68	0:32:40	426.30	426.30	0.61
0:04:45	2,888.41	60.18	4.37	0:11:45	3,133.67	130.57	2.01	0:18:45	3,066.46	255.54	1.03	0:25:45	2,347.60	391.27	0.68	0:32:45	422.16	422.16	0.62
0:04:50	2,887.10	60.15	4.37	0:11:50	3,101.37	129.22	2.01	0:18:50	3,037.57	253.13	1.03	0:25:50	2,302.88	383.81	0.68	0:32:50	413.98	413.98	0.63
0:04:55	2,884.42	60.09	4.33	0:11:55	3,132.83	130.53	2.01	0:18:55	3,072.85	256.07	1.02	0:25:55	2,318.82	386.47	0.68	0:32:55	417.39	417.39	0.63
0:05:00	2,865.97	59.71	4.36	0:12:00	3,101.16	129.22	2.01	0:19:00	3,070.55	255.88	1.03	0:26:00	2,298.27	383.04	0.68	0:33:00	427.35	427.35	0.61
0:05:05	2,932.08	61.09	4.34	0:12:05	3,140.01	130.83	2.01	0:19:05	3,028.97	252.41	1.03	0:26:05	2,350.28	391.71	0.68	0:33:05	426.04	426.04	0.61
0:05:10	2,850.66	59.39	4.38	0:12:10	3,140.28	130.84	2.01	0:19:10	3,071.44	255.95	1.03	0:26:10	2,288.62	381.44	0.68	0:33:10	416.23	416.23	0.63
0:05:15	2,886.15	60.13	4.37	0:12:15	3,133.30	130.55	2.01	0:19:15	3,061.68	255.14	1.03	0:26:15	2,296.38	382.73	0.68	0:33:15	419.95	419.95	0.62
0:05:20	2,892.50	60.26	4.36	0:12:20	3,133.41	130.56	2.01	0:19:20	3,066.77	255.56	1.03	0:26:20	2,346.08	391.01	0.68	0:33:20	423.57	423.57	0.62
0:05:25	2,889.67	60.20	4.36	0:12:25	3,101.43	129.23	2.01	0:19:25	3,029.97	252.50	1.03	0:26:25	2,301.31	383.55	0.68	0:33:25	427.56	427.56	0.61
0:05:30	2,864.50	59.68	4.36	0:12:30	3,141.85	130.91	2.01	0:19:30	3,064.78	255.40	1.03	0:26:30	2,323.70	387.28	0.68	0:33:30	424.41	424.41	0.62
0:05:35	2,861.67	59.62	4.36	0:12:35	3,105.72	129.41	2.01	0:19:35	3,070.49	255.87	1.03	0:26:35	2,290.25	381.71	0.68	0:33:35	423.47	423.47	0.62
0:05:40	2,987.24	62.23	4.27	0:12:40	3,139.44	130.81	2.01	0:19:40	3,036.36	253.03	1.03	0:26:40	2,339.16	389.86	0.68	0:33:40	429.71	429.71	0.61
0:05:45	2,868.07	59.75	4.35	0:12:45	3,137.76	130.74	2.01	0:19:45	3,067.92	255.66	1.03	0:26:45	2,287.52	381.25	0.68	0:33:45	416.81	416.81	0.63
0:05:50	2,935.80	61.16	4.30	0:12:50	3,138.39	130.77	2.01	0:19:50	3,062.84	255.24	1.03	0:26:50	2,299.68	383.28	0.68	0:33:50	425.72	425.72	0.61
0:05:55	2,948.12	61.42	4.28	0:12:55	3,111.81	129.66	2.00	0:19:55	3,069.65	255.80	1.03	0:26:55	2,346.82	391.14	0.68	0:33:55	420.85	420.85	0.62
0:06:00	2,860.99	59.60	4.35	0:13:00	3,128.58	130.36	2.01	0:20:00	3,027.71	252.31	1.02	0:27:00	2,314.26	385.71	0.68	0:34:00	425.98	425.98	0.61
0:06:05	2,900.89	60.44	4.35	0:13:05	3,144.52	131.02	2.01	0:20:05	3,075.00	256.25	1.03	0:27:05	2,304.87	384.15	0.68	0:34:05	423.73	423.73	0.62
0:06:10	2,869.85	59.79	4.35	0:13:10	3,141.85	130.91	2.01	0:20:10	3,068.66	255.72	1.03	0:27:10	2,303.51	383.92	0.68	0:34:10	423.89	423.89	0.62
0:06:15	2,914.52	60.72	4.37	0:13:15	3,101.85	129.24	2.01	0:20:15	3,066.56	255.55	1.03	0:27:15	2,337.17	389.53	0.68	0:34:15	417.86	417.86	0.63
0:06:20	2,860.10	59.59	4.36	0:13:20	3,134.51	130.60	2.01	0:20:20	3,035.37	252.95	1.03	0:27:20	2,293.45	382.24	0.68	0:34:20	417.02	417.02	0.63
0:06:25	2,927.26	60.98	4.31	0:13:25	3,137.34	130.72	2.01	0:20:25	3,071.44	255.95	1.03	0:27:25	2,330.62	388.44	0.68	0:34:25	419.12	419.12	0.62
0:06:30	2,889.04	60.19	4.37	0:13:30	3,104.20	129.34	2.01	0:20:30	3,034.37	252.86	1.03	0:27:30	2,292.66	382.11	0.68	0:34:30	416.07	416.07	0.63
0:06:35	2,884.32	60.09	4.37	0:13:35	3,137.39	130.72	2.01	0:20:35	3,093.04	257.75	1.03	0:27:35	2,342.52	390.42	0.68	0:34:35	423.68	423.68	0.62
0:06:40	2,860.10	59.59	4.36	0:13:40	3,133.83	130.58	2.01	0:20:40	3,037.04	253.09	1.03	0:27:40	2,303.20	383.87	0.68	0:34:40	420.90	420.90	0.62
0:06:45	2,865.23	119.38	4.08	0:13:45	3,049.78	254.15	1.89	0:20:45	2,882.69	480.45	0.99	0:27:45	2,089.50	696.50	0.68	0:34:45	425.04	425.04	0.61
0:06:50	11.80	0.00	2.15	0:13:50	10.96	0.00	1.06	0:20:50	8.07	0.00	0.69	0:27:50	4.25	0.00	0.67	0:34:50	1.52	0.00	0.62
0:06:55	0.00	0.00	0.00	0:13:55	0.00	0.00	0.00	0:20:55	0.00	0.00	0.00	0:27:55	0.00	0.00	0.00	0:34:55	0.00	0.00	0.00

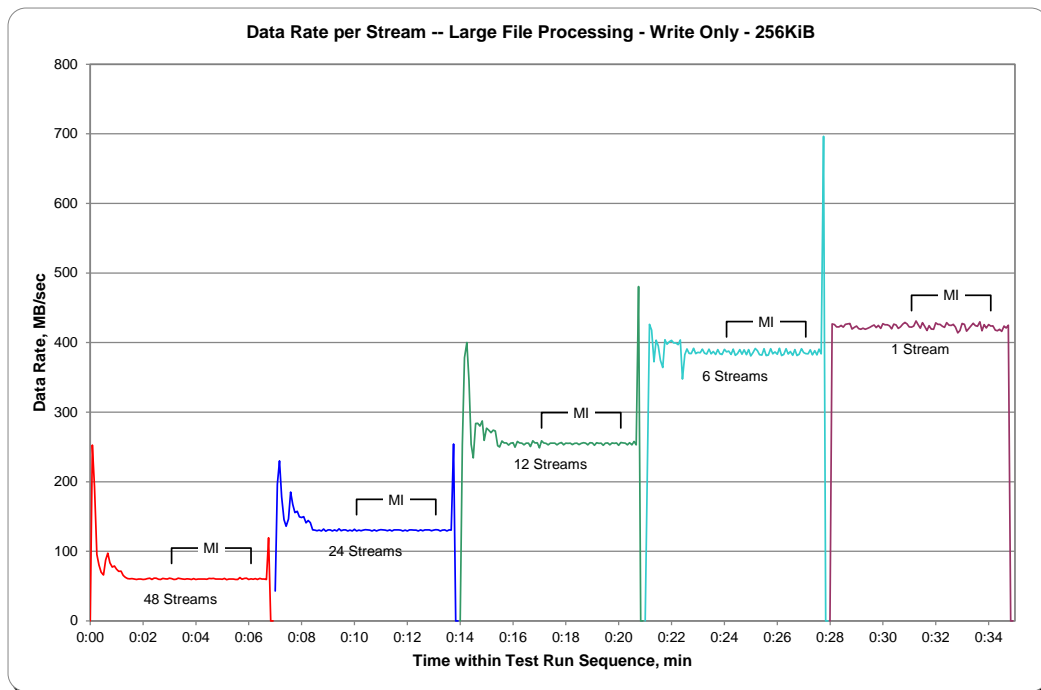
SPC-2 “Large File Processing/ WRITE ONLY /256 KiB Transfer Size” Average Data Rate Graph – Complete Test Run



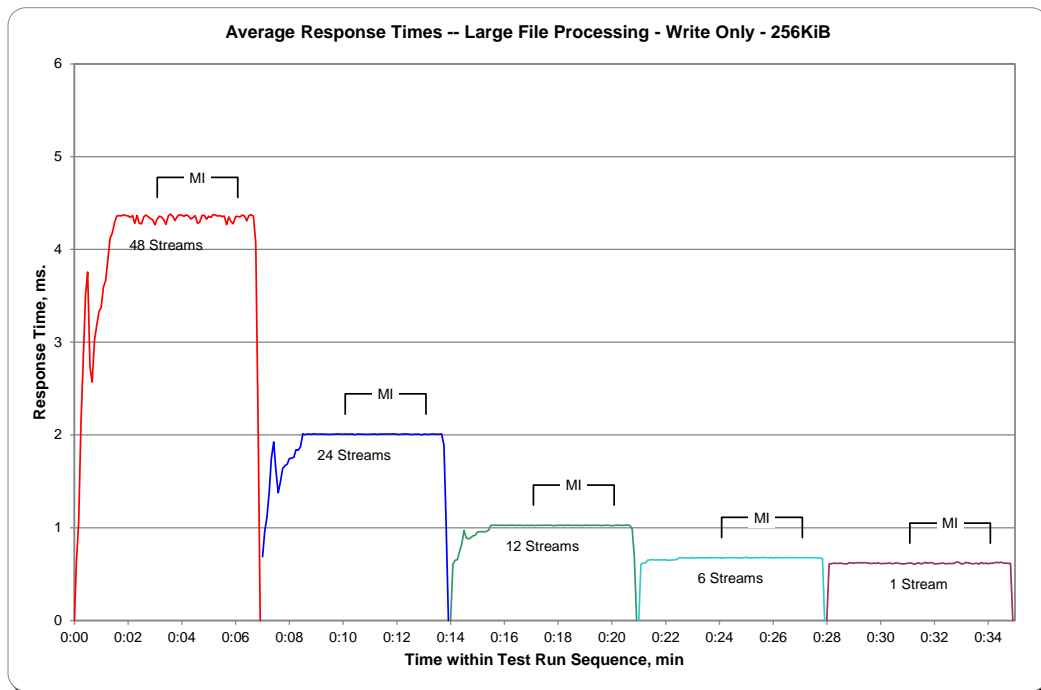
SPC-2 “Large File Processing/ WRITE ONLY /256 KiB Transfer Size” Average Data Rate Graph – Measurement Interval (MI) Only



SPC-2 “Large File Processing/ WRITE ONLY /256 KiB Transfer Size” Average Data Rate per Stream Graph



SPC-2 “Large File Processing/ WRITE ONLY /256 KiB Transfer Size” Average Response Time Graph



Large File Processing Test – READ-WRITE Test Phase

Clause 10.6.8.1.2

1. *A table that will contain the following information for each "READ-WRITE, 1024 KiB Transfer Size" Test Run:*
 - *The number of Streams specified.*
 - *The average data rate, average data rate per stream, and average Response Time reported at five second intervals.*
2. *Average Data Rate (intervals), Average Data Rate per Stream (intervals), and Average Response Time (intervals) graphs for the "READ-WRITE, 1024 KiB Transfer Size" Test Runs as specified in Clauses 10.1.4 – 10.1.6.*
3. *A table that will contain the following information for each "READ-WRITE, 256 KiB Transfer Size" Test Run:*
 - *The number of Streams specified.*
 - *The average data rate, average data rate per stream, and average Response Time reported at five second intervals.*
4. *Average Data Rate (intervals), Average Data Rate per Stream (intervals), and Average Response Time (intervals) graphs for the "READ-WRITE, 256 KiB Transfer Size" Test Runs as specified in Clauses 10.1.4 – 10.1.6.*

The SPC-2 "Large File Processing/READ-WRITE/1024 KiB Transfer Size" Test Run data is contained in the table that appears on the next page. That table is followed by graphs illustrating the average Data Rate, average Data Rate per Stream, and average Response Time produced by the same Test Runs. The table and graphs present the data at five-second intervals.

Immediately following the SPC-2 "Large File Processing/ READ-WRITE /1024 KiB Transfer Size" table and graphs will be the SPC-2 "Large File Processing/ READ-WRITE /64 KiB Transfer Size" table and graphs. The table contains the Test Run data and the graphs illustrate the average Data Rate, average Data Rate per Stream, and average Response Time produced by the Test Runs.

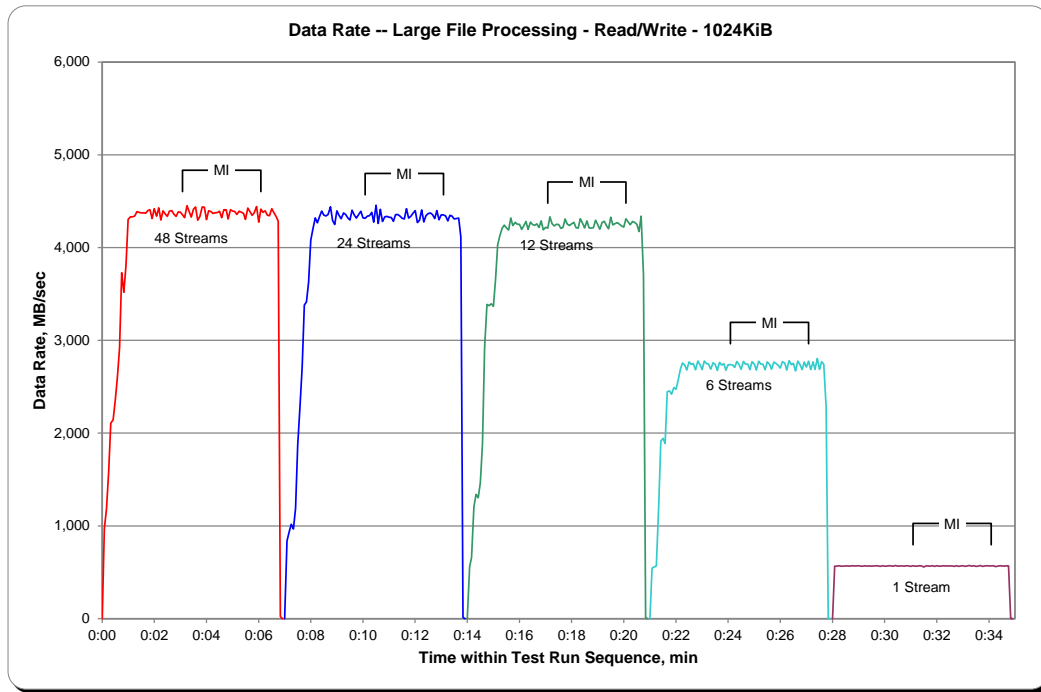
SPC-2 “Large File Processing/READ-WRITE/1024 KiB Transfer Size” Test Run Data – Ramp-Up Period

48 Streams				24 Streams				12 Streams				6 Streams				1 Stream			
TR11	Data Rate / Stream, MB/sec			TR12	Data Rate / Stream, MB/sec			TR13	Data Rate / Stream, MB/sec			TR14	Data Rate / Stream, MB/sec			TR15	Data Rate / Stream, MB/sec		
Test Run Sequence Time	Data Rate, MB/sec	/ Stream, MB/sec	Response Time, ms	Test Run Sequence Time	Data Rate, MB/sec	/ Stream, MB/sec	Response Time, ms	Test Run Sequence Time	Data Rate, MB/sec	/ Stream, MB/sec	Response Time, ms	Test Run Sequence Time	Data Rate, MB/sec	/ Stream, MB/sec	Response Time, ms	Test Run Sequence Time	Data Rate, MB/sec	/ Stream, MB/sec	Response Time, ms
0:00:00	0.00	0.00	0.00	0:07:00	0.00	0.00	0.00	0:14:00	0.00	0.00	0.00	0:21:00	0.00	0.00	0.00	0:28:00	0.00	0.00	0.00
0:00:05	972.66	243.16	2.78	0:07:05	837.39	418.70	2.32	0:14:05	560.36	560.36	1.86	0:21:05	546.52	546.52	1.91	0:28:05	566.65	566.65	1.84
0:00:10	1,183.21	169.03	5.46	0:07:10	935.75	311.92	2.31	0:14:10	661.02	330.51	2.07	0:21:10	558.05	558.05	1.88	0:28:10	565.39	565.39	1.85
0:00:15	1,576.22	121.25	6.67	0:07:15	1,017.12	254.28	4.01	0:14:15	1,205.86	401.95	2.31	0:21:15	568.12	568.12	1.84	0:28:15	571.05	571.05	1.83
0:00:20	2,108.06	150.58	6.64	0:07:20	965.95	241.49	4.30	0:14:20	1,339.66	446.55	2.35	0:21:20	1,211.73	302.93	2.00	0:28:20	565.81	565.81	1.85
0:00:25	2,143.92	133.99	7.30	0:07:25	1,188.25	198.04	4.11	0:14:25	1,302.54	434.18	2.40	0:21:25	1,914.28	478.57	2.20	0:28:25	566.86	566.86	1.85
0:00:30	2,355.94	117.80	7.60	0:07:30	1,868.56	233.57	3.77	0:14:30	1,463.60	365.90	2.42	0:21:30	1,943.01	485.75	2.16	0:28:30	569.80	569.80	1.84
0:00:35	2,604.87	113.26	8.65	0:07:35	2,298.90	191.57	4.56	0:14:35	1,880.52	313.42	2.75	0:21:35	1,887.44	471.86	2.18	0:28:35	567.91	567.91	1.84
0:00:40	2,918.61	108.10	8.92	0:07:40	2,717.28	194.09	4.90	0:14:40	2,924.90	324.99	2.81	0:21:40	2,446.96	489.39	2.13	0:28:40	566.65	566.65	1.85
0:00:45	3,727.27	116.48	8.52	0:07:45	3,379.35	241.38	4.31	0:14:45	3,386.90	376.32	2.79	0:21:45	2,453.88	490.78	2.14	0:28:45	571.89	571.89	1.83
0:00:50	3,517.76	109.93	9.41	0:07:50	3,415.63	227.71	4.37	0:14:50	3,372.43	374.71	2.78	0:21:50	2,419.90	483.98	2.13	0:28:50	568.12	568.12	1.84
0:00:55	3,807.59	111.99	8.99	0:07:55	3,628.28	201.57	4.67	0:14:55	3,393.40	377.04	2.79	0:21:55	2,490.58	498.12	2.12	0:28:55	568.12	568.12	1.84
0:01:00	4,304.19	113.27	8.77	0:08:00	4,078.75	214.67	4.71	0:15:00	3,367.61	374.18	2.78	0:22:00	2,472.96	494.59	2.12	0:29:00	571.68	571.68	1.83
0:01:05	4,331.25	113.98	9.16	0:08:05	4,200.39	210.02	4.90	0:15:05	3,654.08	365.41	2.80	0:22:05	2,572.16	428.69	2.18	0:29:05	567.28	567.28	1.85
0:01:10	4,331.88	103.14	9.84	0:08:10	4,320.34	205.73	5.08	0:15:10	4,030.31	366.39	2.83	0:22:10	2,684.56	447.43	2.30	0:29:10	566.02	566.02	1.85
0:01:15	4,339.85	103.33	10.05	0:08:15	4,266.03	193.91	5.21	0:15:15	4,126.15	343.85	2.87	0:22:15	2,757.55	459.59	2.31	0:29:15	570.64	570.64	1.84
0:01:20	4,387.24	97.49	10.40	0:08:20	4,333.35	196.97	5.28	0:15:20	4,210.24	350.85	3.00	0:22:20	2,732.38	455.40	2.31	0:29:20	566.44	566.44	1.85
0:01:25	4,380.32	97.34	10.82	0:08:25	4,393.95	183.08	5.36	0:15:25	4,242.75	353.56	2.97	0:22:25	2,680.58	446.76	2.30	0:29:25	569.80	569.80	1.84
0:01:30	4,373.61	91.12	11.15	0:08:30	4,350.12	181.26	5.80	0:15:30	4,212.55	351.05	2.96	0:22:30	2,768.24	461.37	2.30	0:29:30	567.07	567.07	1.85
0:01:35	4,374.45	91.13	11.51	0:08:35	4,340.06	180.84	5.74	0:15:35	4,188.64	349.05	2.98	0:22:35	2,740.77	456.79	2.30	0:29:35	567.91	567.91	1.84
0:01:40	4,371.09	91.06	11.47	0:08:40	4,357.04	181.54	5.80	0:15:40	4,317.62	359.80	2.95	0:22:40	2,748.74	458.12	2.29	0:29:40	570.43	570.43	1.83
0:01:45	4,398.36	91.63	11.47	0:08:45	4,440.09	185.00	5.76	0:15:45	4,236.25	353.02	2.95	0:22:45	2,682.26	447.04	2.30	0:29:45	568.75	568.75	1.84
0:01:50	4,407.79	91.83	11.54	0:08:50	4,293.50	178.90	5.81	0:15:50	4,271.06	355.92	2.95	0:22:50	2,776.63	462.77	2.29	0:29:50	564.34	564.34	1.86
0:01:55	4,312.58	89.85	11.49	0:08:55	4,249.25	177.05	5.81	0:15:55	4,250.93	354.24	2.97	0:22:55	2,738.46	456.41	2.30	0:29:55	570.01	570.01	1.84
0:02:00	4,419.75	92.08	11.54	0:09:00	4,396.68	183.19	5.80	0:16:00	4,251.14	354.26	2.97	0:23:00	2,684.35	447.39	2.30	0:30:00	565.60	565.60	1.85
0:02:05	4,339.43	90.40	11.50	0:09:05	4,346.98	181.12	5.80	0:16:05	4,196.19	349.68	2.97	0:23:05	2,776.00	462.67	2.29	0:30:05	565.81	565.81	1.85
0:02:10	4,427.93	92.25	11.51	0:09:10	4,310.91	179.62	5.78	0:16:10	4,234.99	352.92	2.95	0:23:10	2,748.95	458.16	2.29	0:30:10	570.84	570.84	1.83
0:02:15	4,297.48	89.53	11.46	0:09:15	4,372.98	182.21	5.79	0:16:15	4,281.13	356.76	2.98	0:23:15	2,745.38	457.56	2.30	0:30:15	568.96	568.96	1.84
0:02:20	4,395.42	91.57	11.56	0:09:20	4,355.78	181.49	5.79	0:16:20	4,195.77	349.65	2.97	0:23:20	2,689.81	448.30	2.30	0:30:20	566.02	566.02	1.85
0:02:25	4,363.96	90.92	11.56	0:09:25	4,320.76	180.03	5.77	0:16:25	4,274.21	356.18	2.95	0:23:25	2,758.80	459.80	2.31	0:30:25	572.52	572.52	1.83
0:02:30	4,336.28	90.34	11.45	0:09:30	4,297.06	179.04	5.80	0:16:30	4,248.83	354.07	2.97	0:23:30	2,739.51	456.58	2.30	0:30:30	567.49	567.49	1.85
0:02:35	4,394.58	91.55	11.51	0:09:35	4,402.34	183.43	5.80	0:16:35	4,239.81	353.32	2.98	0:23:35	2,676.39	446.06	2.31	0:30:35	568.33	568.33	1.84
0:02:40	4,399.20	91.65	11.47	0:09:40	4,353.27	181.39	5.80	0:16:40	4,255.54	354.63	2.93	0:23:40	2,762.58	460.43	2.30	0:30:40	569.59	569.59	1.84
0:02:45	4,359.14	90.82	11.63	0:09:45	4,316.78	179.87	5.80	0:16:45	4,216.11	351.34	2.96	0:23:45	2,732.80	455.47	2.31	0:30:45	566.44	566.44	1.85
0:02:50	4,335.44	90.32	11.49	0:09:50	4,357.25	181.55	5.78	0:16:50	4,288.26	357.35	2.97	0:23:50	2,750.21	458.37	2.29	0:30:50	571.05	571.05	1.83
0:02:55	4,384.52	91.34	11.51	0:09:55	4,391.86	182.99	5.74	0:16:55	4,191.37	349.28	2.98	0:23:55	2,677.01	446.17	2.31	0:30:55	568.54	568.54	1.84
0:03:00	4,383.05	91.31	11.52	0:10:00	4,321.18	180.05	5.83	0:17:00	4,218.42	351.54	2.97	0:24:00	2,739.09	456.52	2.29	0:31:00	563.92	563.92	1.85

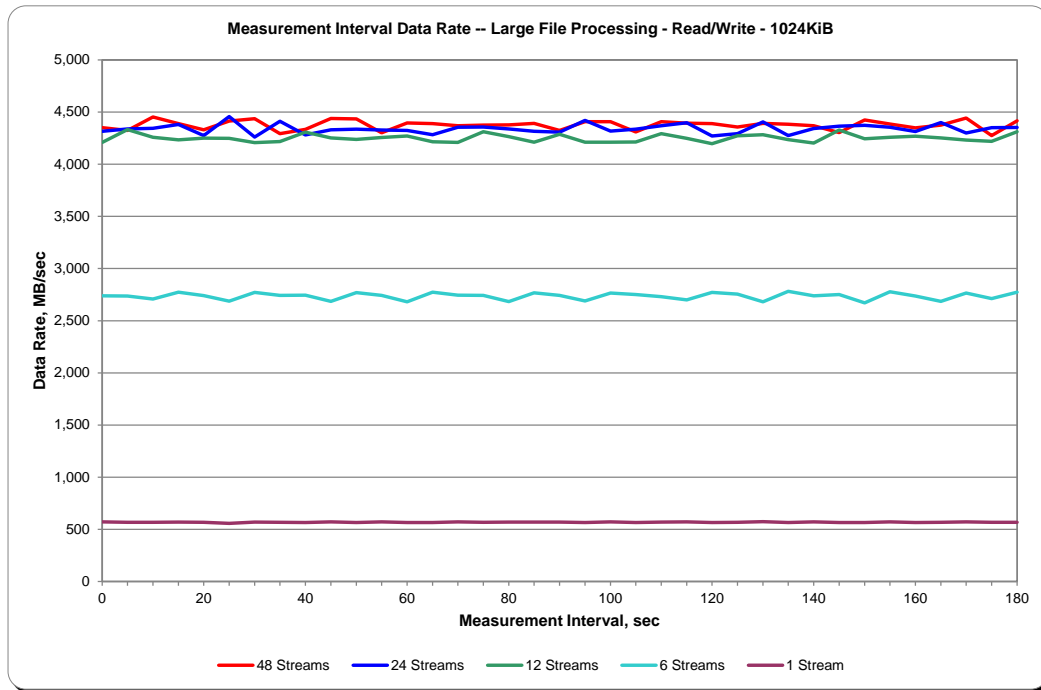
**SPC-2 “Large File Processing/READ-WRITE/1024 KiB Transfer Size” Test Run Data
 Measurement Interval, Run-Out, and Ramp-Down Periods**

TR11				TR12				TR13				TR14				TR15			
Test Run Sequence Time	48 Streams			Test Run Sequence Time	24 Streams			Test Run Sequence Time	12 Streams			Test Run Sequence Time	6 Streams			Test Run Sequence Time	1 Stream		
	Data Rate, MB/sec	Data Rate / Stream, MB/sec	Response Time, ms		Data Rate, MB/sec	Data Rate / Stream, MB/sec	Response Time, ms		Data Rate, MB/sec	Data Rate / Stream, MB/sec	Response Time, ms		Data Rate, MB/sec	Data Rate / Stream, MB/sec	Response Time, ms		Data Rate, MB/sec	Data Rate / Stream, MB/sec	Response Time, ms
0:00:00	0.00	0.00	0.00	0:07:00	0.00	0.00	0.00	0:14:00	0.00	0.00	0.00	0:21:00	0.00	0.00	0.00	0:28:00	0.00	0.00	0.00
0:00:05	972.66	243.16	2.78	0:07:05	837.39	418.70	2.32	0:14:05	560.36	560.36	1.86	0:21:05	546.52	546.52	1.91	0:28:05	566.65	566.65	1.84
0:00:10	1,183.21	169.03	5.46	0:07:10	935.75	311.92	2.31	0:14:10	661.02	330.51	2.07	0:21:10	558.05	558.05	1.88	0:28:10	565.39	565.39	1.85
0:00:15	1,576.22	121.25	6.67	0:07:15	1,017.12	254.28	4.01	0:14:15	1,205.86	401.95	2.31	0:21:15	568.12	568.12	1.84	0:28:15	571.05	571.05	1.83
0:00:20	2,108.06	150.58	6.64	0:07:20	965.95	241.49	4.30	0:14:20	1,339.66	446.55	2.35	0:21:20	1,211.73	302.93	2.00	0:28:20	565.81	565.81	1.85
0:00:25	2,143.92	133.99	7.30	0:07:25	1,188.25	198.04	4.11	0:14:25	1,302.54	434.18	2.40	0:21:25	1,914.28	478.57	2.20	0:28:25	566.86	566.86	1.85
0:00:30	2,355.94	117.80	7.60	0:07:30	1,868.56	233.57	3.77	0:14:30	1,463.60	365.90	2.42	0:21:30	1,943.01	485.75	2.16	0:28:30	569.80	569.80	1.84
0:00:35	2,604.87	113.26	8.65	0:07:35	2,298.90	191.57	4.56	0:14:35	1,880.52	313.42	2.75	0:21:35	1,887.44	471.86	2.18	0:28:35	567.91	567.91	1.84
0:00:40	2,918.61	108.10	8.92	0:07:40	2,717.28	194.09	4.90	0:14:40	2,924.90	324.99	2.81	0:21:40	2,446.96	489.39	2.13	0:28:40	566.65	566.65	1.85
0:00:45	3,727.27	116.48	8.52	0:07:45	3,379.35	241.38	4.31	0:14:45	3,386.90	376.32	2.79	0:21:45	2,453.88	490.78	2.14	0:28:45	571.89	571.89	1.83
0:00:50	3,517.76	109.93	9.41	0:07:50	3,415.63	227.71	4.37	0:14:50	3,372.43	374.71	2.78	0:21:50	2,419.90	483.98	2.13	0:28:50	568.12	568.12	1.84
0:00:55	3,807.59	111.99	8.99	0:07:55	3,628.28	201.57	4.67	0:14:55	3,393.40	377.04	2.79	0:21:55	2,490.58	498.12	2.12	0:28:55	568.12	568.12	1.84
0:01:00	4,304.19	113.27	8.77	0:08:00	4,078.75	214.67	4.71	0:15:00	3,367.61	374.18	2.78	0:22:00	2,472.96	494.59	2.12	0:29:00	571.68	571.68	1.83
0:01:05	4,331.25	113.98	9.16	0:08:05	4,200.39	210.02	4.90	0:15:05	3,654.08	365.41	2.80	0:22:05	2,572.16	428.69	2.18	0:29:05	567.28	567.28	1.85
0:01:10	4,331.88	103.14	9.84	0:08:10	4,320.34	205.73	5.08	0:15:10	4,030.31	366.39	2.83	0:22:10	2,684.56	447.43	2.30	0:29:10	566.02	566.02	1.85
0:01:15	4,339.85	103.33	10.05	0:08:15	4,266.03	193.91	5.21	0:15:15	4,126.15	343.85	2.87	0:22:15	2,757.55	459.59	2.31	0:29:15	570.64	570.64	1.84
0:01:20	4,387.24	97.49	10.40	0:08:20	4,333.35	196.97	5.28	0:15:20	4,210.24	350.85	3.00	0:22:20	2,732.38	455.40	2.31	0:29:20	566.44	566.44	1.85
0:01:25	4,380.32	97.34	10.82	0:08:25	4,393.95	183.08	5.36	0:15:25	4,242.75	353.56	2.97	0:22:25	2,680.58	446.76	2.30	0:29:25	569.80	569.80	1.84
0:01:30	4,373.61	91.12	11.15	0:08:30	4,350.12	181.26	5.80	0:15:30	4,212.55	351.05	2.96	0:22:30	2,768.24	461.37	2.30	0:29:30	567.07	567.07	1.85
0:01:35	4,374.45	91.13	11.51	0:08:35	4,340.06	180.84	5.74	0:15:35	4,188.64	349.05	2.98	0:22:35	2,740.77	456.79	2.30	0:29:35	567.91	567.91	1.84
0:01:40	4,371.09	91.06	11.47	0:08:40	4,357.04	181.54	5.80	0:15:40	4,317.62	359.80	2.95	0:22:40	2,748.74	458.12	2.29	0:29:40	570.43	570.43	1.83
0:01:45	4,398.36	91.63	11.47	0:08:45	4,440.09	185.00	5.76	0:15:45	4,236.25	353.02	2.95	0:22:45	2,682.26	447.04	2.30	0:29:45	568.75	568.75	1.84
0:01:50	4,407.79	91.83	11.54	0:08:50	4,293.50	178.90	5.81	0:15:50	4,271.06	355.92	2.95	0:22:50	2,776.63	462.77	2.29	0:29:50	564.34	564.34	1.86
0:01:55	4,312.58	89.85	11.49	0:08:55	4,249.25	177.05	5.81	0:15:55	4,250.93	354.24	2.97	0:22:55	2,738.46	456.41	2.30	0:29:55	570.01	570.01	1.84
0:02:00	4,419.75	92.08	11.54	0:09:00	4,396.68	183.19	5.80	0:16:00	4,251.14	354.26	2.97	0:23:00	2,684.35	447.39	2.30	0:30:00	565.60	565.60	1.85
0:02:05	4,339.43	90.40	11.50	0:09:05	4,346.98	181.12	5.80	0:16:05	4,196.19	349.68	2.97	0:23:05	2,776.00	462.67	2.29	0:30:05	565.81	565.81	1.85
0:02:10	4,427.93	92.25	11.51	0:09:10	4,310.91	179.62	5.78	0:16:10	4,234.99	352.92	2.95	0:23:10	2,748.95	458.16	2.29	0:30:10	570.84	570.84	1.83
0:02:15	4,297.48	89.53	11.46	0:09:15	4,372.98	182.21	5.79	0:16:15	4,281.13	356.76	2.98	0:23:15	2,745.38	457.56	2.30	0:30:15	568.96	568.96	1.84
0:02:20	4,395.42	91.57	11.56	0:09:20	4,355.78	181.49	5.79	0:16:20	4,195.77	349.65	2.97	0:23:20	2,689.81	448.30	2.30	0:30:20	566.02	566.02	1.85
0:02:25	4,363.96	90.92	11.56	0:09:25	4,320.76	180.03	5.77	0:16:25	4,274.21	356.18	2.95	0:23:25	2,758.80	459.80	2.31	0:30:25	572.52	572.52	1.83
0:02:30	4,336.28	90.34	11.45	0:09:30	4,297.06	179.04	5.80	0:16:30	4,248.83	354.07	2.97	0:23:30	2,739.51	456.58	2.30	0:30:30	567.49	567.49	1.85
0:02:35	4,394.58	91.55	11.51	0:09:35	4,402.34	183.43	5.80	0:16:35	4,239.81	353.32	2.98	0:23:35	2,676.39	446.06	2.31	0:30:35	568.33	568.33	1.84
0:02:40	4,399.20	91.65	11.47	0:09:40	4,353.27	181.39	5.80	0:16:40	4,255.54	354.63	2.93	0:23:40	2,762.58	460.43	2.30	0:30:40	569.59	569.59	1.84
0:02:45	4,359.14	90.82	11.63	0:09:45	4,316.78	179.87	5.80	0:16:45	4,216.11	351.34	2.96	0:23:45	2,732.80	455.47	2.31	0:30:45	566.44	566.44	1.85
0:02:50	4,335.44	90.32	11.49	0:09:50	4,357.25	181.55	5.78	0:16:50	4,288.26	357.35	2.97	0:23:50	2,750.21	458.37	2.29	0:30:50	571.05	571.05	1.83
0:02:55	4,384.52	91.34	11.51	0:09:55	4,391.86	182.99	5.74	0:16:55	4,191.37	349.28	2.98	0:23:55	2,677.01	446.17	2.31	0:30:55	568.54	568.54	1.84
0:03:00	4,383.05	91.31	11.52	0:10:00	4,321.18	180.05	5.83	0:17:00	4,218.42	351.54	2.97	0:24:00	2,739.09	456.52	2.29	0:31:00	563.92	563.92	1.85

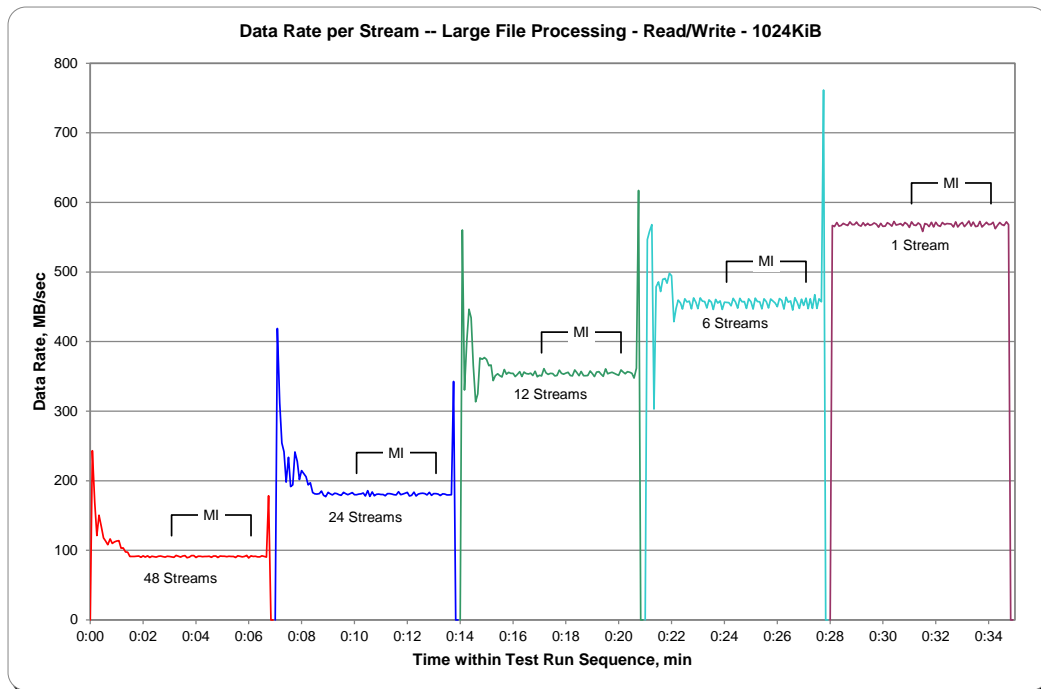
SPC-2 “Large File Processing/ READ-WRITE/1024 KiB Transfer Size” Average Data Rate Graph – Complete Test Run



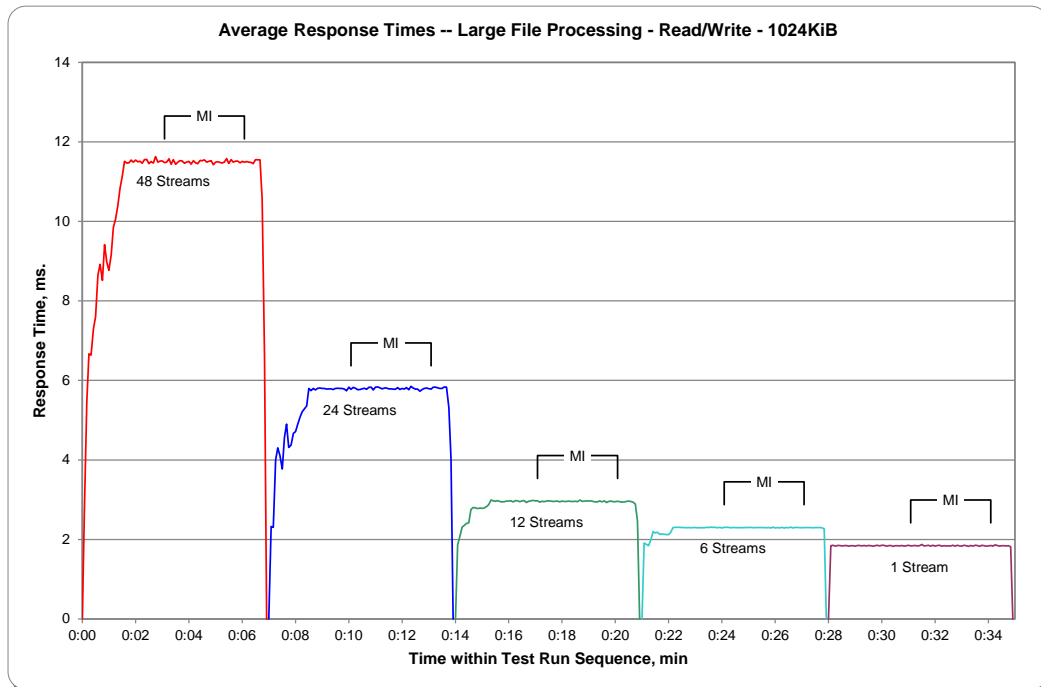
SPC-2 “Large File Processing/ READ-WRITE/1024 KiB Transfer Size” Average Data Rate Graph – Measurement Interval (MI) Only



SPC-2 “Large File Processing/READ-WRITE/1024 KiB Transfer Size” Average Data Rate per Stream Graph



SPC-2 “Large File Processing/READ-WRITE/1024 KiB Transfer Size” Average Response Time Graph



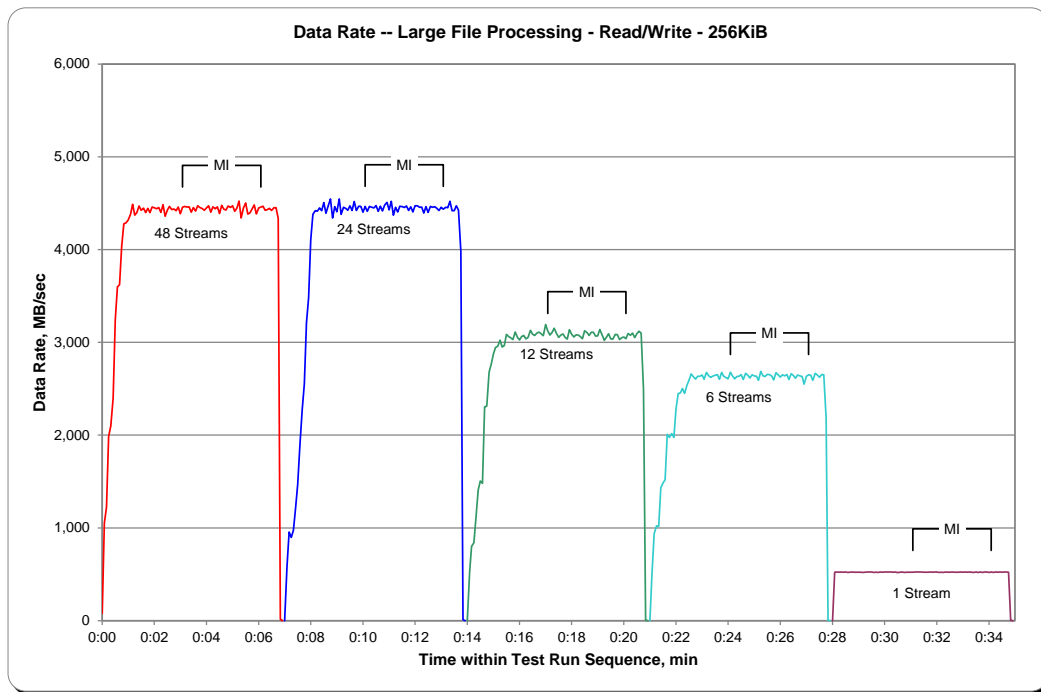
SPC-2 “Large File Processing/READ-WRITE/256 KiB Transfer Size” Test Run Data – Ramp-Up Period

TR16				TR17				TR18				TR19				TR20			
Test Run Sequence Time	48 Streams		Response Time, ms	Test Run Sequence Time	24 Streams		Response Time, ms	Test Run Sequence Time	12 Streams		Response Time, ms	Test Run Sequence Time	6 Streams		Response Time, ms	Test Run Sequence Time	1 Stream		
	Data Rate, MB/sec	Data Rate / Stream, MB/sec			Data Rate, MB/sec	Data Rate / Stream, MB/sec			Data Rate, MB/sec	Data Rate / Stream, MB/sec			Data Rate, MB/sec	Data Rate / Stream, MB/sec			Data Rate, MB/sec	Data Rate / Stream, MB/sec	
0:00:00	77.80	77.80	0.55	0:07:00	0.00	0.00	0.00	0:14:00	0.00	0.00	0.00	0:21:00	0.00	0.00	0.00	0:28:00	0.00	0.00	
0:00:05	1,052.30	175.38	1.01	0:07:05	585.73	292.87	0.52	0:14:05	522.51	522.51	0.50	0:21:05	521.04	521.04	0.50	0:28:05	523.71	523.71	
0:00:10	1,223.69	122.37	1.61	0:07:10	954.73	477.36	0.55	0:14:10	801.64	400.82	0.58	0:21:10	938.37	469.19	0.51	0:28:10	525.23	525.23	
0:00:15	1,988.26	142.02	1.70	0:07:15	898.42	299.47	0.60	0:14:15	840.54	280.18	0.63	0:21:15	1,021.58	510.79	0.51	0:28:15	522.14	522.14	
0:00:20	2,098.62	131.16	1.84	0:07:20	973.71	243.43	1.00	0:14:20	1,122.13	280.53	0.77	0:21:20	1,015.23	507.62	0.51	0:28:20	524.66	524.66	
0:00:25	2,396.73	95.87	2.34	0:07:25	1,212.10	202.02	1.05	0:14:25	1,408.55	352.14	0.75	0:21:25	1,433.77	477.92	0.53	0:28:25	521.93	521.93	
0:00:30	3,243.19	115.83	2.09	0:07:30	1,468.11	244.69	1.06	0:14:30	1,505.49	250.92	0.88	0:21:30	1,483.05	494.35	0.53	0:28:30	523.87	523.87	
0:00:35	3,596.25	119.87	2.05	0:07:35	1,879.15	187.92	1.16	0:14:35	1,480.96	211.57	1.06	0:21:35	1,520.02	380.00	0.53	0:28:35	520.67	520.67	
0:00:40	3,623.09	109.79	2.28	0:07:40	2,272.11	227.21	1.17	0:14:40	2,305.24	288.16	0.89	0:21:40	2,008.86	502.22	0.52	0:28:40	523.29	523.29	
0:00:45	4,035.71	118.70	2.21	0:07:45	2,550.56	196.20	1.18	0:14:45	2,311.22	256.80	0.90	0:21:45	1,975.31	493.83	0.52	0:28:45	523.97	523.97	
0:00:50	4,278.82	115.64	2.23	0:07:50	3,213.31	229.52	1.11	0:14:50	2,679.69	267.97	0.93	0:21:50	2,017.20	504.30	0.52	0:28:50	521.61	521.61	
0:00:55	4,286.84	109.92	2.27	0:07:55	3,482.01	183.26	1.18	0:14:55	2,766.51	276.65	0.95	0:21:55	1,976.41	494.10	0.52	0:28:55	521.67	521.67	
0:01:00	4,317.46	107.94	2.40	0:08:00	4,109.16	205.46	1.27	0:15:00	2,874.41	261.31	0.96	0:22:00	2,283.54	456.71	0.52	0:29:00	523.45	523.45	
0:01:05	4,378.54	104.25	2.47	0:08:05	4,379.59	190.42	1.29	0:15:05	2,946.13	267.83	0.97	0:22:05	2,448.16	489.63	0.53	0:29:05	523.03	523.03	
0:01:10	4,488.22	102.00	2.53	0:08:10	4,419.91	192.17	1.37	0:15:10	2,956.46	268.77	0.97	0:22:10	2,454.66	490.93	0.53	0:29:10	521.25	521.25	
0:01:15	4,370.36	95.01	2.68	0:08:15	4,414.09	183.92	1.37	0:15:15	3,022.52	274.77	0.96	0:22:15	2,504.05	500.81	0.53	0:29:15	523.34	523.34	
0:01:20	4,400.56	93.63	2.74	0:08:20	4,448.69	185.36	1.41	0:15:20	2,949.02	268.09	0.98	0:22:20	2,450.10	490.02	0.53	0:29:20	524.60	524.60	
0:01:25	4,469.35	93.11	2.78	0:08:25	4,419.12	184.13	1.41	0:15:25	2,965.74	247.14	0.99	0:22:25	2,537.40	422.90	0.55	0:29:25	523.87	523.87	
0:01:30	4,422.79	92.14	2.85	0:08:30	4,505.89	187.75	1.42	0:15:30	3,085.64	257.14	1.02	0:22:30	2,588.46	431.41	0.59	0:29:30	523.82	523.82	
0:01:35	4,447.01	92.65	2.84	0:08:35	4,392.54	183.02	1.41	0:15:35	3,063.57	255.30	1.03	0:22:35	2,659.24	443.21	0.60	0:29:35	520.67	520.67	
0:01:40	4,397.52	91.61	2.83	0:08:40	4,466.57	186.11	1.42	0:15:40	3,049.78	254.15	1.02	0:22:40	2,630.88	438.48	0.60	0:29:40	523.13	523.13	
0:01:45	4,444.76	92.60	2.85	0:08:45	4,544.69	189.36	1.40	0:15:45	3,031.28	252.61	1.03	0:22:45	2,604.35	434.06	0.60	0:29:45	519.41	519.41	
0:01:50	4,398.57	91.64	2.83	0:08:50	4,339.90	180.83	1.42	0:15:50	3,112.02	259.33	1.02	0:22:50	2,635.28	439.21	0.60	0:29:50	525.44	525.44	
0:01:55	4,457.44	92.86	2.82	0:08:55	4,463.21	185.97	1.41	0:15:55	3,056.18	254.68	1.03	0:22:55	2,633.45	438.91	0.60	0:29:55	522.87	522.87	
0:02:00	4,451.41	92.74	2.84	0:09:00	4,407.64	183.65	1.41	0:16:00	3,026.98	252.25	1.03	0:23:00	2,649.28	441.55	0.59	0:30:00	525.28	525.28	
0:02:05	4,440.67	92.51	2.84	0:09:05	4,546.42	189.43	1.41	0:16:05	3,062.52	255.21	1.03	0:23:05	2,602.78	433.80	0.59	0:30:05	524.45	524.45	
0:02:10	4,454.40	92.80	2.83	0:09:10	4,380.95	182.54	1.41	0:16:10	3,073.32	256.11	1.02	0:23:10	2,675.39	445.90	0.59	0:30:10	524.18	524.18	
0:02:15	4,400.09	91.67	2.83	0:09:15	4,457.08	185.71	1.41	0:16:15	3,036.83	253.07	1.03	0:23:15	2,640.31	440.05	0.60	0:30:15	526.07	526.07	
0:02:20	4,483.40	93.40	2.83	0:09:20	4,445.39	185.22	1.42	0:16:20	3,054.45	254.54	1.02	0:23:20	2,622.96	437.16	0.59	0:30:20	521.77	521.77	
0:02:25	4,359.56	90.82	2.84	0:09:25	4,422.74	184.28	1.41	0:16:25	3,128.37	260.70	1.02	0:23:25	2,637.43	439.57	0.60	0:30:25	524.71	524.71	
0:02:30	4,423.10	92.15	2.85	0:09:30	4,471.23	186.30	1.41	0:16:30	3,088.42	257.37	1.02	0:23:30	2,645.35	440.89	0.59	0:30:30	518.73	518.73	
0:02:35	4,465.36	93.03	2.82	0:09:35	4,420.48	184.19	1.41	0:16:35	3,073.90	256.16	1.01	0:23:35	2,652.43	442.07	0.59	0:30:35	523.13	523.13	
0:02:40	4,430.60	92.30	2.85	0:09:40	4,519.00	188.29	1.41	0:16:40	3,098.86	258.24	1.02	0:23:40	2,603.19	433.87	0.59	0:30:40	525.86	525.86	
0:02:45	4,437.47	92.45	2.85	0:09:45	4,420.69	184.20	1.41	0:16:45	3,111.12	259.26	1.01	0:23:45	2,675.23	445.87	0.59	0:30:45	520.20	520.20	
0:02:50	4,419.70	92.08	2.81	0:09:50	4,466.93	186.12	1.41	0:16:50	3,093.09	257.76	1.01	0:23:50	2,635.23	439.20	0.60	0:30:50	522.61	522.61	
0:02:55	4,458.18	92.88	2.83	0:09:55	4,466.25	186.09	1.41	0:16:55	3,070.86	255.90	1.01	0:23:55	2,621.18	436.86	0.59	0:30:55	522.72	522.72	
0:03:00	4,387.56	91.41	2.85	0:10:00	4,404.07	183.50	1.42	0:17:00	3,192.44	266.04	0.99	0:24:00	2,607.65	434.61	0.59	0:31:00	521.98	521.98	

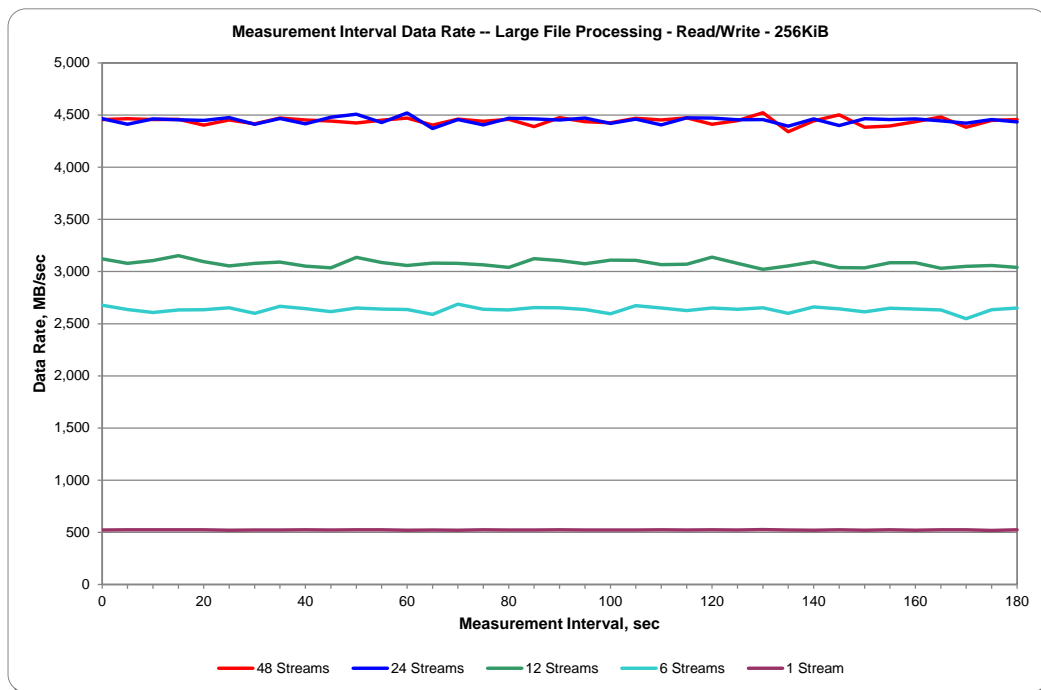
**SPC-2 “Large File Processing/READ-WRITE/256 KiB Transfer Size” Test Run Data
 Measurement Interval, Run-Out, and Ramp-Down Periods**

TR16				TR17				TR18				TR19				TR20			
Test Run Sequence Time	48 Streams			Test Run Sequence Time	24 Streams			Test Run Sequence Time	12 Streams			Test Run Sequence Time	6 Streams			Test Run Sequence Time	1 Stream		
	Data Rate, MB/sec	Data Rate / Stream, MB/sec	Response Time, ms		Data Rate, MB/sec	Data Rate / Stream, MB/sec	Response Time, ms		Data Rate, MB/sec	Data Rate / Stream, MB/sec	Response Time, ms		Data Rate, MB/sec	Data Rate / Stream, MB/sec	Response Time, ms		Data Rate, MB/sec	Data Rate / Stream, MB/sec	Response Time, ms
0:03:05	4,456.87	92.85	2.83	0:10:05	4,466.09	186.09	1.41	0:17:05	3,122.08	260.17	1.01	0:24:05	2,677.07	446.18	0.59	0:31:05	522.56	522.56	0.50
0:03:10	4,465.05	93.02	2.83	0:10:10	4,412.20	183.84	1.41	0:17:10	3,078.30	256.53	1.01	0:24:10	2,636.70	439.45	0.60	0:31:10	524.24	524.24	0.50
0:03:15	4,457.76	92.87	2.82	0:10:15	4,464.05	186.00	1.41	0:17:15	3,105.67	258.81	1.00	0:24:15	2,607.86	434.64	0.60	0:31:15	524.97	524.97	0.50
0:03:20	4,459.49	92.91	2.84	0:10:20	4,455.19	185.63	1.41	0:17:20	3,153.02	262.75	1.01	0:24:20	2,632.55	438.76	0.60	0:31:20	523.82	523.82	0.50
0:03:25	4,403.39	91.74	2.83	0:10:25	4,449.68	185.40	1.41	0:17:25	3,096.08	258.01	1.02	0:24:25	2,634.86	439.14	0.60	0:31:25	524.71	524.71	0.50
0:03:30	4,453.20	92.77	2.82	0:10:30	4,474.80	186.45	1.41	0:17:30	3,053.30	254.44	1.02	0:24:30	2,653.26	442.21	0.59	0:31:30	521.51	521.51	0.50
0:03:35	4,415.24	91.98	2.83	0:10:35	4,412.88	183.87	1.41	0:17:35	3,079.41	256.62	1.02	0:24:35	2,599.26	433.21	0.59	0:31:35	522.77	522.77	0.50
0:03:40	4,471.39	93.15	2.83	0:10:40	4,466.57	186.11	1.41	0:17:40	3,090.73	257.56	1.02	0:24:40	2,666.00	444.33	0.60	0:31:40	522.45	522.45	0.50
0:03:45	4,452.83	92.77	2.82	0:10:45	4,416.86	184.04	1.41	0:17:45	3,052.93	254.41	1.02	0:24:45	2,645.03	440.84	0.59	0:31:45	524.92	524.92	0.50
0:03:50	4,442.40	92.55	2.84	0:10:50	4,478.73	186.61	1.41	0:17:50	3,036.15	253.01	1.03	0:24:50	2,615.15	435.86	0.59	0:31:50	522.35	522.35	0.50
0:03:55	4,424.68	92.18	2.83	0:10:55	4,508.98	187.87	1.41	0:17:55	3,135.98	261.33	1.02	0:24:55	2,651.22	441.87	0.59	0:31:55	524.92	524.92	0.50
0:04:00	4,450.16	92.71	2.82	0:11:00	4,428.40	184.52	1.41	0:18:00	3,086.33	257.19	1.02	0:25:00	2,640.10	440.02	0.60	0:32:00	524.50	524.50	0.50
0:04:05	4,471.60	93.16	2.83	0:11:05	4,519.94	188.33	1.41	0:18:05	3,059.22	254.94	1.02	0:25:05	2,635.44	439.24	0.60	0:32:05	520.57	520.57	0.50
0:04:10	4,402.92	91.73	2.83	0:11:10	4,371.83	182.16	1.41	0:18:10	3,080.93	256.74	1.02	0:25:10	2,589.51	431.59	0.59	0:32:10	523.34	523.34	0.50
0:04:15	4,461.11	92.94	2.83	0:11:15	4,456.08	185.67	1.41	0:18:15	3,079.41	256.62	1.02	0:25:15	2,687.55	447.93	0.59	0:32:15	519.83	519.83	0.50
0:04:20	4,440.35	92.51	2.83	0:11:20	4,405.17	183.55	1.42	0:18:20	3,063.83	255.32	1.02	0:25:20	2,638.64	439.77	0.60	0:32:20	525.65	525.65	0.50
0:04:25	4,459.70	92.91	2.84	0:11:25	4,468.35	186.18	1.41	0:18:25	3,040.77	253.40	1.02	0:25:25	2,631.40	438.57	0.59	0:32:25	522.09	522.09	0.50
0:04:30	4,388.76	91.43	2.84	0:11:30	4,462.63	185.94	1.41	0:18:30	3,124.55	260.38	1.02	0:25:30	2,654.78	442.46	0.59	0:32:30	523.34	523.34	0.50
0:04:35	4,475.90	93.25	2.82	0:11:35	4,452.62	185.53	1.42	0:18:35	3,105.99	258.83	1.01	0:25:35	2,651.80	441.97	0.59	0:32:35	523.82	523.82	0.50
0:04:40	4,435.63	92.41	2.84	0:11:40	4,470.87	186.29	1.41	0:18:40	3,074.84	256.24	1.01	0:25:40	2,636.43	439.41	0.60	0:32:40	522.14	522.14	0.50
0:04:45	4,426.77	92.22	2.83	0:11:45	4,420.90	184.20	1.41	0:18:45	3,109.19	259.10	1.01	0:25:45	2,595.12	432.52	0.59	0:32:45	522.72	522.72	0.50
0:04:50	4,469.92	93.12	2.82	0:11:50	4,460.28	185.84	1.42	0:18:50	3,108.08	259.01	1.01	0:25:50	2,672.77	445.46	0.59	0:32:50	523.13	523.13	0.50
0:04:55	4,452.99	92.77	2.82	0:11:55	4,405.91	183.58	1.41	0:18:55	3,066.19	255.52	1.02	0:25:55	2,650.43	441.74	0.59	0:32:55	524.60	524.60	0.50
0:05:00	4,472.49	93.18	2.84	0:12:00	4,473.17	186.38	1.41	0:19:00	3,070.60	255.88	1.01	0:26:00	2,625.69	437.61	0.59	0:33:00	522.92	522.92	0.50
0:05:05	4,411.62	91.91	2.82	0:12:05	4,471.08	186.29	1.41	0:19:05	3,138.18	261.51	1.01	0:26:05	2,651.27	441.88	0.59	0:33:05	523.87	523.87	0.50
0:05:10	4,447.54	92.66	2.82	0:12:10	4,455.56	185.65	1.41	0:19:10	3,078.88	256.57	1.02	0:26:10	2,638.85	439.81	0.60	0:33:10	522.51	522.51	0.50
0:05:15	4,523.19	94.23	2.83	0:12:15	4,457.13	185.71	1.41	0:19:15	3,022.05	251.84	1.03	0:26:15	2,652.11	442.02	0.59	0:33:15	525.81	525.81	0.50
0:05:20	4,340.42	90.43	2.84	0:12:20	4,393.22	183.05	1.42	0:19:20	3,054.92	254.58	1.03	0:26:20	2,599.11	433.18	0.59	0:33:20	523.03	523.03	0.50
0:05:25	4,444.60	92.60	2.84	0:12:25	4,462.58	185.94	1.41	0:19:25	3,092.46	257.71	1.02	0:26:25	2,661.18	443.53	0.60	0:33:25	521.40	521.40	0.50
0:05:30	4,502.48	93.80	2.83	0:12:30	4,400.09	183.34	1.42	0:19:30	3,038.30	253.19	1.03	0:26:30	2,642.99	440.50	0.60	0:33:30	524.39	524.39	0.50
0:05:35	4,383.26	91.32	2.84	0:12:35	4,464.36	186.02	1.41	0:19:35	3,035.00	252.92	1.03	0:26:35	2,614.41	435.74	0.59	0:33:35	520.20	520.20	0.50
0:05:40	4,396.42	91.59	2.84	0:12:40	4,457.08	185.71	1.41	0:19:40	3,085.64	257.14	1.03	0:26:40	2,648.60	441.43	0.59	0:33:40	525.28	525.28	0.50
0:05:45	4,436.58	92.43	2.84	0:12:45	4,463.21	185.97	1.41	0:19:45	3,083.81	256.98	1.02	0:26:45	2,639.58	439.93	0.60	0:33:45	520.93	520.93	0.50
0:05:50	4,480.98	93.35	2.82	0:12:50	4,445.49	185.23	1.42	0:19:50	3,030.80	252.57	1.03	0:26:50	2,631.40	438.57	0.60	0:33:50	524.92	524.92	0.50
0:05:55	4,383.68	91.33	2.83	0:12:55	4,421.95	184.25	1.41	0:19:55	3,049.78	254.15	1.03	0:26:55	2,548.62	424.77	0.60	0:33:55	525.23	525.23	0.50
0:06:00	4,448.06	92.67	2.84	0:13:00	4,456.08	185.67	1.41	0:20:00	3,057.23	254.77	1.03	0:27:00	2,634.97	439.16	0.60	0:34:00	519.46	519.46	0.50
0:06:05	4,457.29	92.86	2.84	0:13:05	4,434.90	184.79	1.41	0:20:05	3,040.61	253.38	1.03	0:27:05	2,650.54	441.76	0.59	0:34:05	524.24	524.24	0.50
0:06:10	4,468.51	93.09	2.82	0:13:10	4,455.82	185.66	1.41	0:20:10	3,094.61	257.88	1.02	0:27:10	2,645.56	440.93	0.59	0:34:10	521.40	521.40	0.50
0:06:15	4,423.47	92.16	2.83	0:13:15	4,450.84	185.45	1.41	0:20:15	3,076.47	256.37	1.02	0:27:15	2,591.61	431.93	0.59	0:34:15	525.34	525.34	0.50
0:06:20	4,431.23	92.32	2.84	0:13:20	4,519.73	188.32	1.41	0:20:20	3,099.28	258.27	1.02	0:27:20	2,666.42	444.40	0.60	0:34:20	522.14	522.14	0.50
0:06:25	4,444.07	92.58	2.84	0:13:25	4,418.91	184.12	1.41	0:20:25	3,051.67	254.31	1.02	0:27:25	2,648.18	441.36	0.59	0:34:25	523.97	523.97	0.50
0:06:30	4,420.74	92.10	2.81	0:13:30	4,418.54	184.11	1.41	0:20:30	3,092.67	257.72	1.02	0:27:30	2,623.38	437.23	0.59	0:34:30	523.66	523.66	0.50
0:06:35	4,451.62	92.74	2.83	0:13:35	4,472.49	186.35	1.41	0:20:35	3,120.40	260.03	1.01	0:27:35	2,651.95	441.99	0.59	0:34:35	524.71	524.71	0.50
0:06:40	4,450.37	92.72	2.84	0:13:40	4,424.26	184.34	1.41	0:20:40	3,100.01	258.33	1.00	0:27:40	2,649.75	441.63	0.59	0:34:40	525.70	525.70	0.50
0:06:45	4,337.28	180.72	2.44	0:13:45	3,981.91	331.83	1.29	0:20:45	2,499.49	416.58	1.01	0:27:45	2,187.38	729.13	0.57	0:34:45	522.66	522.66	0.50
0:06:50	16.46	0.00	1.63	0:13:50	10.49	0.00	1.13	0:20:50	5.14	0.00	1.09	0:27:50	5.51	0.00	0.50	0:34:50	1.84	0.00	0.50
0:06:55	0.00	0.00	0.00	0:13:55	0.00	0.00	0.00	0:20:55	0.00	0.00	0.00	0:27:55	0.00	0.00	0.00	0:34:55	0.00	0.00	0.00

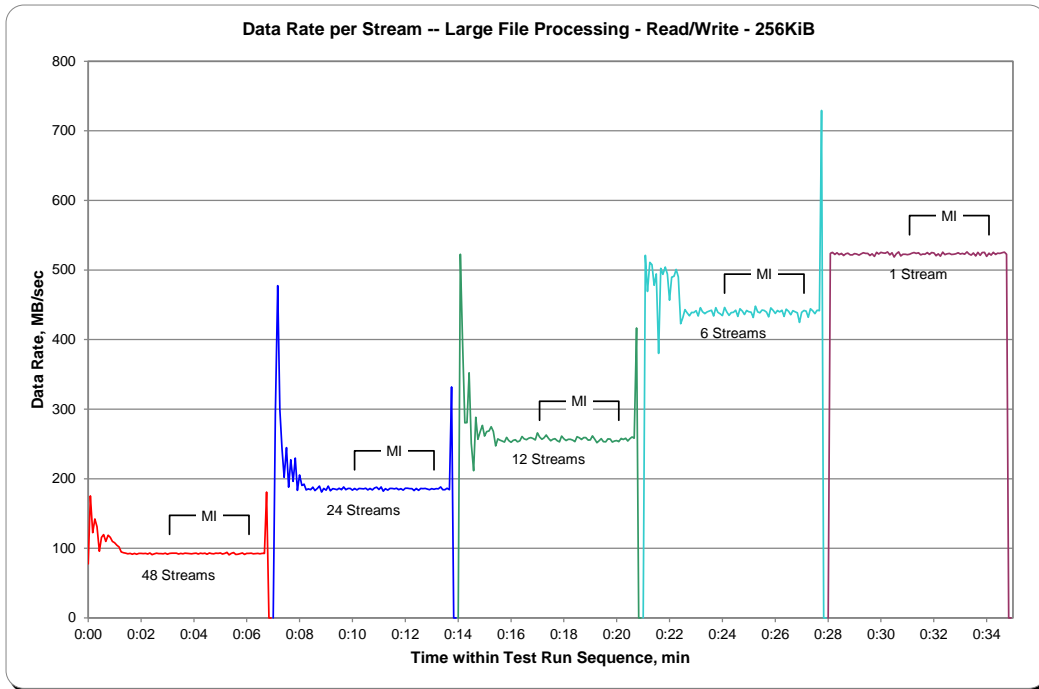
SPC-2 “Large File Processing/READ-WRITE/256 KiB Transfer Size” Average Data Rate Graph – Complete Test Run



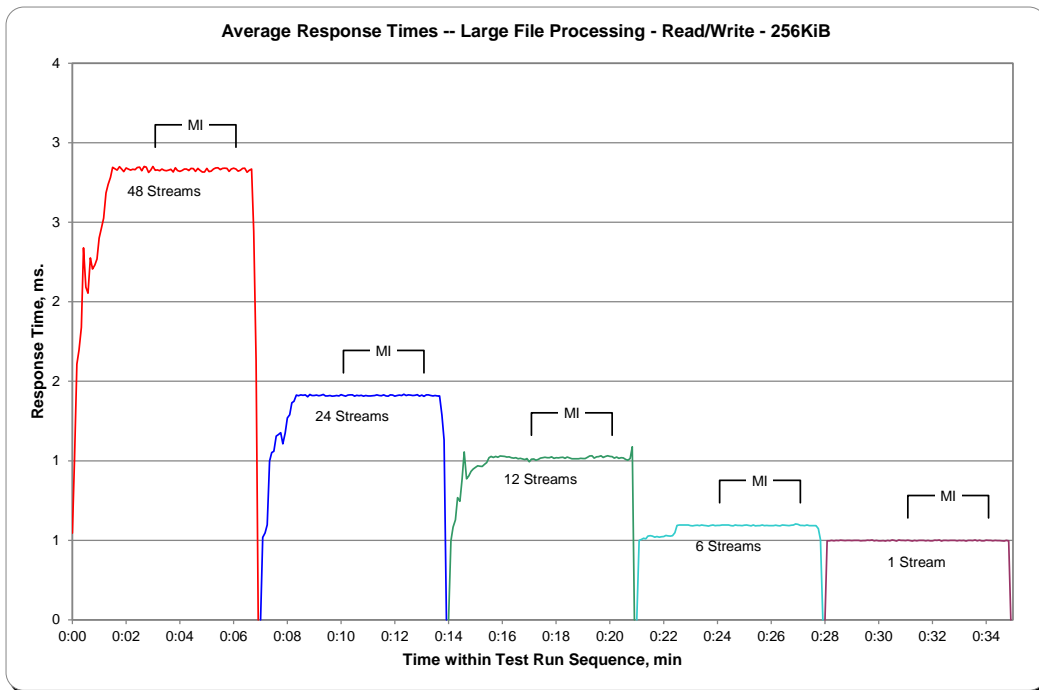
SPC-2 “Large File Processing/READ-WRITE/256 KiB Transfer Size” Average Data Rate Graph – Measurement Interval (MI) Only



SPC-2 “Large File Processing/READ-WRITE/256 KiB Transfer Size” Average Data Rate per Stream Graph



SPC-2 “Large File Processing/READ-WRITE/256 KiB Transfer Size” Average Response Time Graph



Large File Processing Test – READ ONLY Test Phase

Clause 10.6.8.1.3

1. A table that will contain the following information for each "READ ONLY, 1024 KiB Transfer Size" Test Run:
 - The number of Streams specified.
 - The average data rate, average data rate per stream, and average Response Time reported at five second intervals.
2. Average Data Rate (intervals), Average Data Rate per Stream (intervals), and Average Response Time (intervals) graphs for the "READ ONLY, 1024 KiB Transfer Size" Test Runs as specified in Clauses 10.1.4 – 10.1.6.
3. A table that will contain the following information for each "READ ONLY, 256 KiB Transfer Size" Test Run:
 - The number of Streams specified.
 - The average data rate, average data rate per stream, and average Response Time reported at five second intervals.
4. Average Data Rate (intervals), Average Data Rate per Stream (intervals), and Average Response Time (intervals) graphs for the "READ ONLY, 256 KiB Transfer Size" Test Runs as specified in Clauses 10.1.4 – 10.1.6.

The SPC-2 "Large File Processing/READ ONLY/1024 KiB Transfer Size" Test Run data is contained in the table that appears on the next page. That table is followed by graphs illustrating the average Data Rate, average Data Rate per Stream, and average Response Time produced by the same Test Runs. The table and graphs present the data at five-second intervals.

Immediately following the SPC-2 "Large File Processing/READ ONLY/1024 KiB Transfer Size" table and graphs will be the SPC-2 "Large File Processing/READ ONLY/64 KiB Transfer Size" table and graphs. The table contains the Test Run data and the graphs illustrate the average Data Rate, average Data Rate per Stream, and average Response Time produced by the Test Runs.

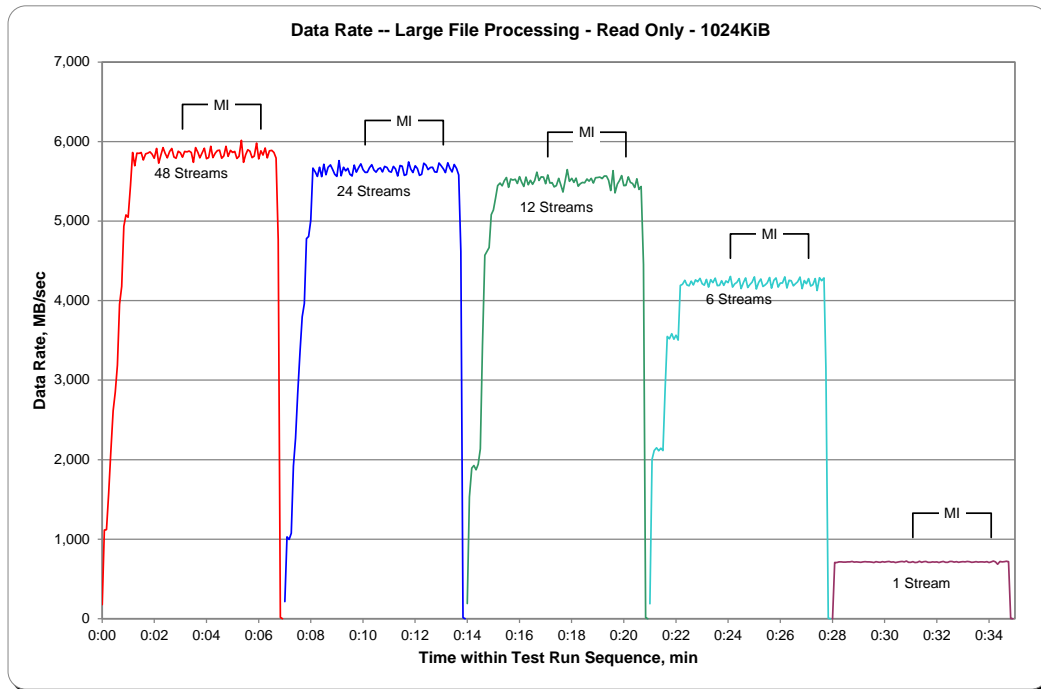
SPC-2 “Large File Processing/READ ONLY/1024 KiB Transfer Size” Test Run Data – Ramp Up Period

TR21	48 Streams			TR22	24 Streams			TR23	12 Streams			TR24	6 Streams			TR25	1 Stream		
Test Run Sequence Time	Data Rate, MB/sec	Data Rate / Stream, MB/sec	Response Time, ms	Test Run Sequence Time	Data Rate, MB/sec	Data Rate / Stream, MB/sec	Response Time, ms	Test Run Sequence Time	Data Rate, MB/sec	Data Rate / Stream, MB/sec	Response Time, ms	Test Run Sequence Time	Data Rate, MB/sec	Data Rate / Stream, MB/sec	Response Time, ms	Test Run Sequence Time	Data Rate, MB/sec	Data Rate / Stream, MB/sec	Response Time, ms
0:00:00	177.21	177.21	1.48	0:07:00	215.59	215.59	1.51	0:14:00	189.58	189.58	1.49	0:21:00	188.74	188.74	1.47	0:28:00	0.00	0.00	0.00
0:00:05	1,115.48	278.87	2.91	0:07:05	1,028.86	342.95	2.83	0:14:05	1,532.60	510.87	1.93	0:21:05	2,003.41	667.80	1.49	0:28:05	706.32	706.32	1.48
0:00:10	1,120.93	140.12	5.09	0:07:10	997.41	249.35	3.83	0:14:10	1,893.52	473.38	2.09	0:21:10	2,115.40	705.13	1.48	0:28:10	707.79	707.79	1.48
0:00:15	1,567.83	156.78	6.02	0:07:15	1,075.42	215.08	4.02	0:14:15	1,925.81	481.45	2.19	0:21:15	2,150.21	716.74	1.47	0:28:15	714.08	714.08	1.47
0:00:20	2,088.13	139.21	6.05	0:07:20	1,918.68	274.10	3.21	0:14:20	1,871.71	467.93	2.22	0:21:20	2,111.62	703.87	1.48	0:28:20	713.24	713.24	1.47
0:00:25	2,613.05	145.17	6.93	0:07:25	2,269.33	226.93	3.93	0:14:25	1,942.80	485.70	2.17	0:21:25	2,143.92	714.64	1.47	0:28:25	711.56	711.56	1.47
0:00:30	2,850.45	129.57	7.47	0:07:30	2,828.64	235.72	4.06	0:14:30	2,136.37	427.27	2.18	0:21:30	2,113.93	704.64	1.48	0:28:30	712.61	712.61	1.47
0:00:35	3,188.30	127.53	7.86	0:07:35	3,363.20	258.71	4.00	0:14:35	3,437.02	381.89	2.21	0:21:35	2,881.49	576.30	1.47	0:28:35	714.29	714.29	1.47
0:00:40	3,953.76	127.54	7.58	0:07:40	3,795.85	237.24	4.18	0:14:40	4,571.16	457.12	2.25	0:21:40	3,550.06	710.01	1.48	0:28:40	715.76	715.76	1.46
0:00:45	4,176.90	126.57	8.12	0:07:45	3,963.83	233.17	4.30	0:14:45	4,617.72	461.77	2.25	0:21:45	3,519.02	703.80	1.48	0:28:45	721.00	721.00	1.45
0:00:50	4,936.49	137.12	7.41	0:07:50	4,779.83	238.99	4.12	0:14:50	4,665.95	466.60	2.25	0:21:50	3,583.40	716.68	1.48	0:28:50	711.98	711.98	1.47
0:00:55	5,078.67	133.65	7.82	0:07:55	4,807.30	240.37	4.37	0:14:55	5,081.40	461.95	2.23	0:21:55	3,514.62	702.92	1.48	0:28:55	713.45	713.45	1.47
0:01:00	5,048.26	126.21	7.98	0:08:00	5,007.79	227.63	4.28	0:15:00	5,139.70	467.25	2.23	0:22:00	3,566.00	713.20	1.47	0:29:00	711.77	711.77	1.47
0:01:05	5,443.58	129.61	7.91	0:08:05	5,665.04	257.50	4.07	0:15:05	5,286.50	480.59	2.19	0:22:05	3,503.50	700.70	1.49	0:29:05	709.26	709.26	1.48
0:01:10	5,861.54	136.31	7.73	0:08:10	5,616.38	255.29	4.13	0:15:10	5,444.42	453.70	2.29	0:22:10	4,190.32	698.39	1.48	0:29:10	714.71	714.71	1.46
0:01:15	5,694.61	129.42	7.80	0:08:15	5,562.49	252.84	4.11	0:15:15	5,478.18	456.52	2.30	0:22:15	4,203.32	700.55	1.49	0:29:15	715.97	715.97	1.46
0:01:20	5,854.20	133.05	7.92	0:08:20	5,675.94	246.78	4.24	0:15:20	5,442.95	453.58	2.29	0:22:20	4,254.28	709.05	1.49	0:29:20	713.66	713.66	1.47
0:01:25	5,852.73	124.53	8.10	0:08:25	5,559.13	231.63	4.32	0:15:25	5,508.59	459.05	2.29	0:22:25	4,197.66	699.61	1.49	0:29:25	713.87	713.87	1.47
0:01:30	5,861.96	122.12	8.56	0:08:30	5,715.37	238.14	4.47	0:15:30	5,548.23	462.35	2.27	0:22:30	4,186.33	697.72	1.49	0:29:30	712.61	712.61	1.47
0:01:35	5,768.85	120.18	8.66	0:08:35	5,581.99	232.58	4.47	0:15:35	5,424.91	452.08	2.30	0:22:35	4,244.43	707.40	1.48	0:29:35	707.58	707.58	1.48
0:01:40	5,847.28	121.82	8.63	0:08:40	5,676.57	236.52	4.44	0:15:40	5,528.51	460.71	2.28	0:22:40	4,197.24	699.54	1.49	0:29:40	718.48	718.48	1.46
0:01:45	5,853.99	121.96	8.62	0:08:45	5,705.09	237.71	4.42	0:15:45	5,515.51	459.63	2.29	0:22:45	4,261.41	710.24	1.48	0:29:45	711.35	711.35	1.47
0:01:50	5,870.35	122.30	8.60	0:08:50	5,650.99	235.46	4.47	0:15:50	5,527.67	460.64	2.28	0:22:50	4,236.04	706.01	1.49	0:29:50	709.26	709.26	1.48
0:01:55	5,840.99	121.69	8.64	0:08:55	5,587.44	232.81	4.47	0:15:55	5,473.57	456.13	2.28	0:22:55	4,279.87	713.31	1.49	0:29:55	717.86	717.86	1.46
0:02:00	5,789.19	120.61	8.62	0:09:00	5,561.86	231.74	4.48	0:16:00	5,557.66	463.14	2.27	0:23:00	4,213.81	702.30	1.48	0:30:00	711.56	711.56	1.47
0:02:05	5,912.71	123.18	8.64	0:09:05	5,759.20	239.97	4.44	0:16:05	5,487.62	457.30	2.30	0:23:05	4,193.47	698.91	1.49	0:30:05	717.23	717.23	1.46
0:02:10	5,727.11	119.31	8.61	0:09:10	5,568.99	232.04	4.48	0:16:10	5,435.40	452.95	2.29	0:23:10	4,265.19	710.86	1.48	0:30:10	719.53	719.53	1.46
0:02:15	5,830.71	121.47	8.68	0:09:15	5,675.73	236.49	4.45	0:16:15	5,552.84	462.74	2.27	0:23:15	4,169.56	694.93	1.50	0:30:15	710.52	710.52	1.47
0:02:20	5,925.08	123.44	8.54	0:09:20	5,631.27	234.64	4.48	0:16:20	5,455.32	454.61	2.31	0:23:20	4,262.46	710.41	1.48	0:30:20	714.29	714.29	1.46
0:02:25	5,852.10	121.92	8.58	0:09:25	5,664.62	236.03	4.45	0:16:25	5,512.78	459.40	2.29	0:23:25	4,226.18	704.36	1.49	0:30:25	707.16	707.16	1.48
0:02:30	5,794.01	120.71	8.61	0:09:30	5,589.33	232.89	4.47	0:16:30	5,461.82	455.15	2.28	0:23:30	4,282.17	713.70	1.48	0:30:30	712.82	712.82	1.47
0:02:35	5,876.43	122.43	8.64	0:09:35	5,565.63	231.90	4.49	0:16:35	5,509.64	459.14	2.29	0:23:35	4,187.17	697.86	1.49	0:30:35	717.44	717.44	1.46
0:02:40	5,913.34	123.19	8.60	0:09:40	5,703.20	237.63	4.47	0:16:40	5,616.17	468.01	2.25	0:23:40	4,191.79	698.63	1.49	0:30:40	719.32	719.32	1.46
0:02:45	5,805.76	120.95	8.57	0:09:45	5,615.33	233.97	4.45	0:16:45	5,510.69	459.22	2.26	0:23:45	4,249.04	708.17	1.48	0:30:45	713.66	713.66	1.47
0:02:50	5,788.77	120.60	8.65	0:09:50	5,673.43	236.39	4.45	0:16:50	5,556.82	463.07	2.27	0:23:50	4,190.32	698.39	1.49	0:30:50	724.57	724.57	1.44
0:02:55	5,878.53	122.47	8.58	0:09:55	5,719.77	238.32	4.41	0:16:55	5,553.47	462.79	2.27	0:23:55	4,246.73	707.79	1.48	0:30:55	709.26	709.26	1.48
0:03:00	5,860.49	122.09	8.61	0:10:00	5,648.47	235.35	4.45	0:17:00	5,471.05	455.92	2.28	0:24:00	4,227.02	704.50	1.49	0:31:00	709.47	709.47	1.47

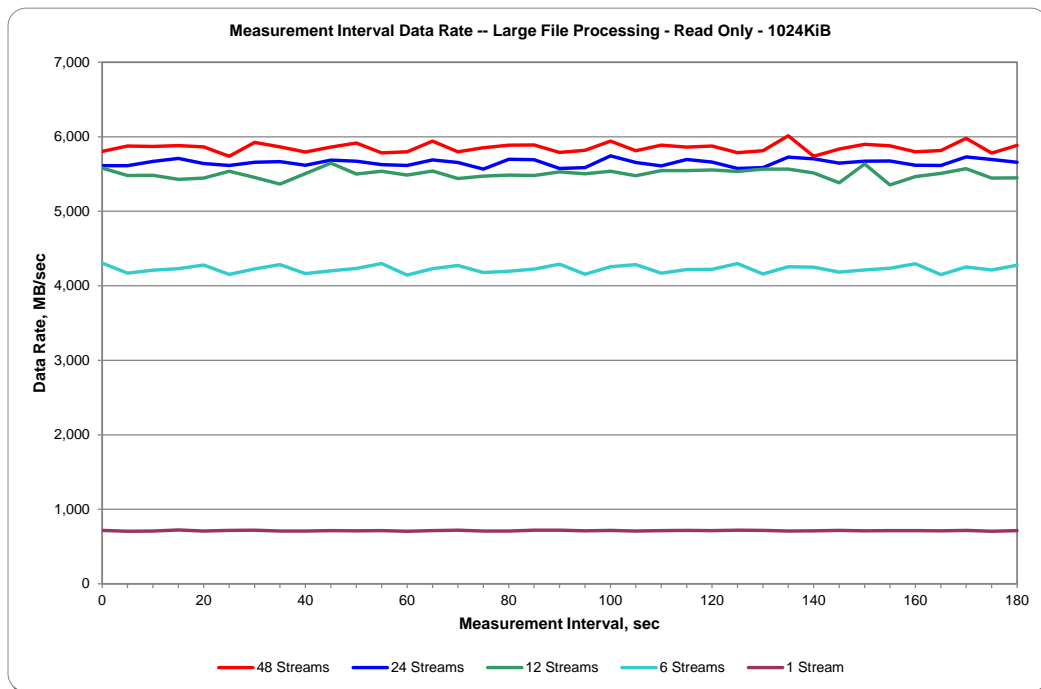
**SPC-2 “Large File Processing/READ ONLY/1024 KiB Transfer Size” Test Run Data
 Measurement Interval, Run-Out, and Ramp-Down Periods**

48 Streams				24 Streams				12 Streams				6 Streams				1 Stream			
TR21	Data Rate, MB/sec	Data Rate / Stream, MB/sec	Response Time, ms	TR22	Data Rate, MB/sec	Data Rate / Stream, MB/sec	Response Time, ms	TR23	Data Rate, MB/sec	Data Rate / Stream, MB/sec	Response Time, ms	TR24	Data Rate, MB/sec	Data Rate / Stream, MB/sec	Response Time, ms	TR25	Data Rate, MB/sec	Data Rate / Stream, MB/sec	Response Time, ms
0:03:05	5,803.24	120.90	8.60	0:10:05	5,611.77	233.82	4.50	0:17:05	5,580.94	465.08	2.26	0:24:05	4,305.24	717.54	1.48	0:31:05	717.23	717.23	1.46
0:03:10	5,875.38	122.40	8.58	0:10:10	5,611.35	233.81	4.44	0:17:10	5,478.81	456.57	2.30	0:24:10	4,169.35	694.89	1.49	0:31:10	706.11	706.11	1.48
0:03:15	5,870.56	122.30	8.59	0:10:15	5,670.07	236.25	4.45	0:17:15	5,484.05	457.00	2.30	0:24:15	4,208.56	701.43	1.48	0:31:15	709.47	709.47	1.48
0:03:20	5,881.04	122.52	8.59	0:10:20	5,709.50	237.90	4.41	0:17:20	5,429.11	452.43	2.30	0:24:20	4,229.54	704.92	1.49	0:31:20	723.73	723.73	1.45
0:03:25	5,863.22	122.15	8.62	0:10:25	5,640.92	235.04	4.43	0:17:25	5,444.84	453.74	2.31	0:24:25	4,278.19	713.03	1.49	0:31:25	710.31	710.31	1.47
0:03:30	5,738.86	119.56	8.58	0:10:30	5,614.71	233.95	4.43	0:17:30	5,538.37	461.53	2.28	0:24:30	4,151.52	691.92	1.49	0:31:30	716.81	716.81	1.46
0:03:35	5,923.83	123.41	8.62	0:10:35	5,656.65	235.69	4.52	0:17:35	5,454.90	454.58	2.31	0:24:35	4,228.07	704.68	1.49	0:31:35	719.74	719.74	1.45
0:03:40	5,862.80	122.14	8.61	0:10:40	5,667.55	236.15	4.45	0:17:40	5,365.98	447.17	2.33	0:24:40	4,285.11	714.19	1.48	0:31:40	710.31	710.31	1.47
0:03:45	5,795.48	120.74	8.60	0:10:45	5,616.80	234.03	4.44	0:17:45	5,504.39	458.70	2.29	0:24:45	4,164.52	694.09	1.50	0:31:45	709.26	709.26	1.48
0:03:50	5,860.70	122.10	8.62	0:10:50	5,686.85	236.95	4.43	0:17:50	5,646.37	470.53	2.23	0:24:50	4,202.27	700.38	1.49	0:31:50	715.34	715.34	1.46
0:03:55	5,915.02	123.23	8.53	0:10:55	5,673.43	236.39	4.45	0:17:55	5,500.62	458.38	2.27	0:24:55	4,231.42	705.24	1.49	0:31:55	712.82	712.82	1.47
0:04:00	5,784.57	120.51	8.63	0:11:00	5,625.40	234.39	4.44	0:18:00	5,537.74	461.48	2.28	0:25:00	4,297.48	716.25	1.48	0:32:00	715.13	715.13	1.46
0:04:05	5,798.63	120.80	8.60	0:11:05	5,613.87	233.91	4.44	0:18:05	5,486.57	457.21	2.30	0:25:05	4,144.81	690.80	1.49	0:32:05	707.37	707.37	1.48
0:04:10	5,940.39	123.76	8.57	0:11:10	5,687.90	237.00	4.49	0:18:10	5,539.00	461.58	2.27	0:25:10	4,229.96	704.99	1.49	0:32:10	713.45	713.45	1.47
0:04:15	5,798.00	120.79	8.65	0:11:15	5,655.39	235.64	4.46	0:18:15	5,438.75	453.23	2.29	0:25:15	4,272.53	712.09	1.49	0:32:15	719.95	719.95	1.45
0:04:20	5,853.99	121.96	8.61	0:11:20	5,565.84	231.91	4.48	0:18:20	5,470.21	455.85	2.31	0:25:20	4,178.58	696.43	1.49	0:32:20	710.10	710.10	1.47
0:04:25	5,886.29	122.63	8.58	0:11:25	5,699.01	237.46	4.43	0:18:25	5,485.10	457.09	2.30	0:25:25	4,196.82	699.47	1.49	0:32:25	709.47	709.47	1.48
0:04:30	5,891.32	122.74	8.59	0:11:30	5,691.25	237.14	4.43	0:18:30	5,481.12	456.76	2.28	0:25:30	4,223.03	703.84	1.49	0:32:30	720.37	720.37	1.45
0:04:35	5,790.45	120.63	8.60	0:11:35	5,573.39	232.22	4.49	0:18:35	5,528.93	460.74	2.28	0:25:35	4,291.19	715.20	1.48	0:32:35	719.11	719.11	1.46
0:04:40	5,817.92	121.21	8.59	0:11:40	5,586.60	232.78	4.46	0:18:40	5,502.72	458.56	2.29	0:25:40	4,156.14	692.69	1.49	0:32:40	712.19	712.19	1.47
0:04:45	5,941.44	123.78	8.60	0:11:45	5,745.15	239.38	4.45	0:18:45	5,536.69	461.39	2.28	0:25:45	4,256.80	709.47	1.48	0:32:45	718.48	718.48	1.46
0:04:50	5,813.52	121.11	8.59	0:11:50	5,655.39	235.64	4.46	0:18:50	5,478.18	456.52	2.28	0:25:50	4,284.69	714.12	1.48	0:32:50	709.26	709.26	1.48
0:04:55	5,887.75	122.66	8.58	0:11:55	5,609.88	233.75	4.44	0:18:55	5,546.13	462.18	2.27	0:25:55	4,169.56	694.93	1.49	0:32:55	713.66	713.66	1.47
0:05:00	5,861.96	122.12	8.56	0:12:00	5,694.61	237.28	4.44	0:19:00	5,546.55	462.21	2.27	0:26:00	4,219.47	703.24	1.48	0:33:00	717.86	717.86	1.46
0:05:05	5,876.85	122.43	8.61	0:12:05	5,661.68	235.90	4.45	0:19:05	5,554.31	462.86	2.25	0:26:05	4,221.57	703.59	1.49	0:33:05	713.87	713.87	1.47
0:05:10	5,786.25	120.55	8.64	0:12:10	5,573.60	232.23	4.48	0:19:10	5,535.43	461.29	2.28	0:26:10	4,298.32	716.39	1.48	0:33:10	720.79	720.79	1.45
0:05:15	5,813.72	121.12	8.60	0:12:15	5,587.23	232.80	4.47	0:19:15	5,565.42	463.79	2.26	0:26:15	4,158.65	693.11	1.48	0:33:15	717.65	717.65	1.46
0:05:20	6,014.63	125.30	8.57	0:12:20	5,727.11	238.63	4.46	0:19:20	5,566.89	463.91	2.27	0:26:20	4,255.33	709.22	1.48	0:33:20	709.26	709.26	1.48
0:05:25	5,738.23	119.55	8.58	0:12:25	5,704.88	237.70	4.42	0:19:25	5,512.99	459.42	2.26	0:26:25	4,250.30	708.38	1.50	0:33:25	711.98	711.98	1.47
0:05:30	5,835.12	121.56	8.67	0:12:30	5,645.95	235.25	4.42	0:19:30	5,383.18	448.60	2.34	0:26:30	4,184.66	697.44	1.49	0:33:30	716.18	716.18	1.46
0:05:35	5,897.19	122.86	8.54	0:12:35	5,673.43	236.39	4.44	0:19:35	5,634.84	469.57	2.26	0:26:35	4,211.71	701.95	1.48	0:33:35	711.98	711.98	1.47
0:05:40	5,878.95	122.48	8.61	0:12:40	5,676.36	236.52	4.44	0:19:40	5,353.40	446.12	2.30	0:26:40	4,236.67	706.11	1.49	0:33:40	713.66	713.66	1.47
0:05:45	5,797.16	120.77	8.59	0:12:45	5,618.48	234.10	4.45	0:19:45	5,465.81	455.48	2.31	0:26:45	4,295.18	715.86	1.48	0:33:45	714.08	714.08	1.47
0:05:50	5,815.19	121.15	8.61	0:12:50	5,615.33	233.97	4.44	0:19:50	5,509.85	459.15	2.29	0:26:50	4,150.05	691.68	1.49	0:33:50	711.35	711.35	1.47
0:05:55	5,979.19	124.57	8.51	0:12:55	5,730.26	238.76	4.46	0:19:55	5,571.08	464.26	2.26	0:26:55	4,252.40	708.73	1.48	0:33:55	717.23	717.23	1.46
0:06:00	5,780.80	120.43	8.61	0:13:00	5,695.03	237.29	4.41	0:20:00	5,444.63	453.72	2.28	0:27:00	4,213.81	702.30	1.49	0:34:00	706.95	706.95	1.48
0:06:05	5,883.56	122.57	8.59	0:13:05	5,656.86	235.70	4.42	0:20:05	5,448.19	454.02	2.32	0:27:05	4,276.30	712.72	1.49	0:34:05	715.34	715.34	1.47
0:06:10	5,829.24	121.44	8.55	0:13:10	5,609.46	233.73	4.45	0:20:10	5,555.78	462.98	2.27	0:27:10	4,184.24	697.37	1.49	0:34:10	725.40	725.40	1.44
0:06:15	5,917.32	123.28	8.65	0:13:15	5,732.15	238.84	4.45	0:20:15	5,487.20	457.27	2.30	0:27:15	4,200.39	700.06	1.49	0:34:15	715.13	715.13	1.46
0:06:20	5,794.43	120.72	8.62	0:13:20	5,662.10	235.92	4.46	0:20:20	5,473.36	456.11	2.28	0:27:20	4,278.19	713.03	1.49	0:34:20	685.14	685.14	1.53
0:06:25	5,883.77	122.58	8.56	0:13:25	5,617.22	234.05	4.44	0:20:25	5,420.30	451.69	2.30	0:27:25	4,125.52	687.59	1.48	0:34:25	721.00	721.00	1.45
0:06:30	5,889.22	122.69	8.59	0:13:30	5,711.59	237.98	4.42	0:20:30	5,532.50	461.04	2.30	0:27:30	4,288.89	714.81	1.49	0:34:30	714.71	714.71	1.47
0:06:35	5,862.17	122.13	8.59	0:13:35	5,661.47	235.89	4.46	0:20:35	5,397.65	449.80	2.31	0:27:35	4,250.09	708.35	1.48	0:34:35	716.39	716.39	1.46
0:06:40	5,791.91	120.66	8.63	0:13:40	5,579.05	232.46	4.48	0:20:40	5,433.93	452.83	2.32	0:27:40	4,285.53	714.26	1.48	0:34:40	723.31	723.31	1.45
0:06:45	4,765.57	198.57	8.37	0:13:45	4,619.61	384.97	4.24	0:20:45	4,453.51	742.25	2.17	0:27:45	3,150.55	1,050.18	1.49	0:34:45	717.23	717.23	1.46
0:06:50	16.78	0.00	7.78	0:13:50	14.05	0.00	3.83	0:20:50	12.37	0.00	1.93	0:27:50	5.87	0.00	1.96	0:34:50	2.94	0.00	1.37
0:06:55	0.00	0.00	0.00	0:13:55	0.00	0.00	0.00	0:20:55	0.00	0.00	0.00	0:27:55	0.00	0.00	0.00	0:34:55	0.00	0.00	0.00

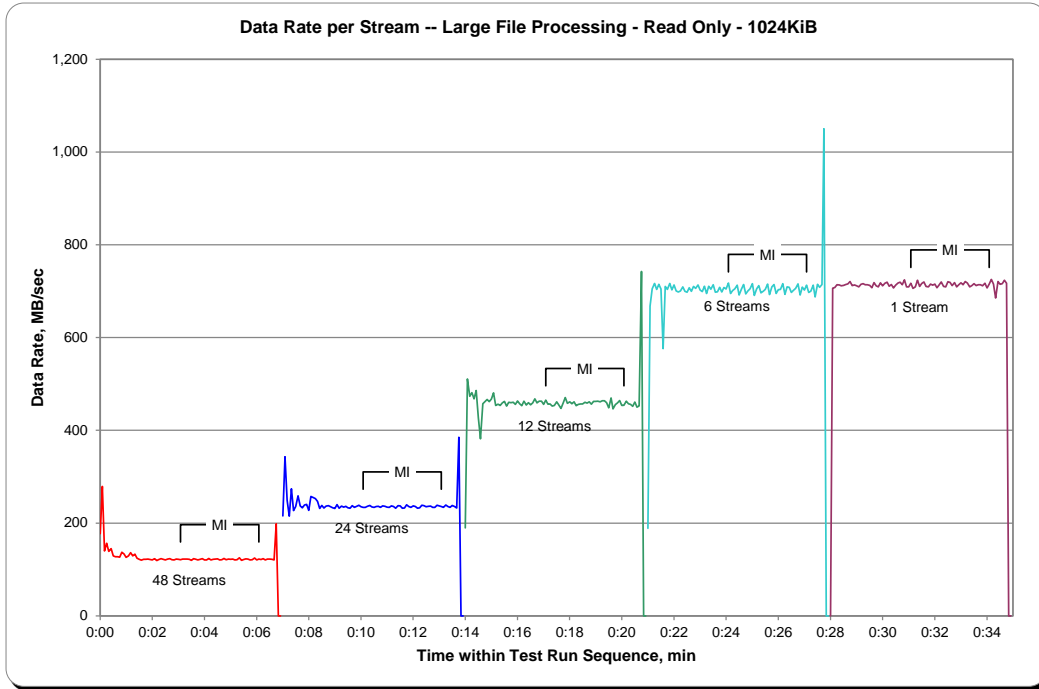
SPC-2 “Large File Processing/READ ONLY/1024 KiB Transfer Size” Average Data Rate Graph – Complete Test Run



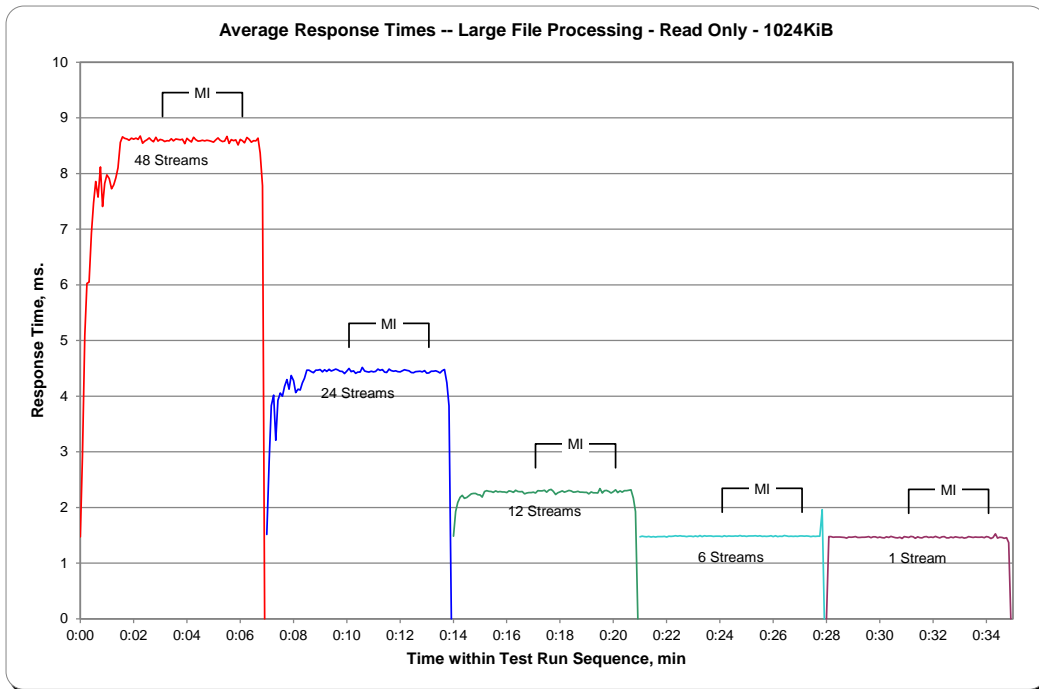
SPC-2 “Large File Processing/READ ONLY/1024 KiB Transfer Size” Average Data Rate Graph – Measurement Interval (MI) Only



SPC-2 “Large File Processing/READ ONLY/1024 KiB Transfer Size” Average Data Rate per Stream Graph



SPC-2 “Large File Processing/READ ONLY/1024 KiB Transfer Size” Average Response Time Graph



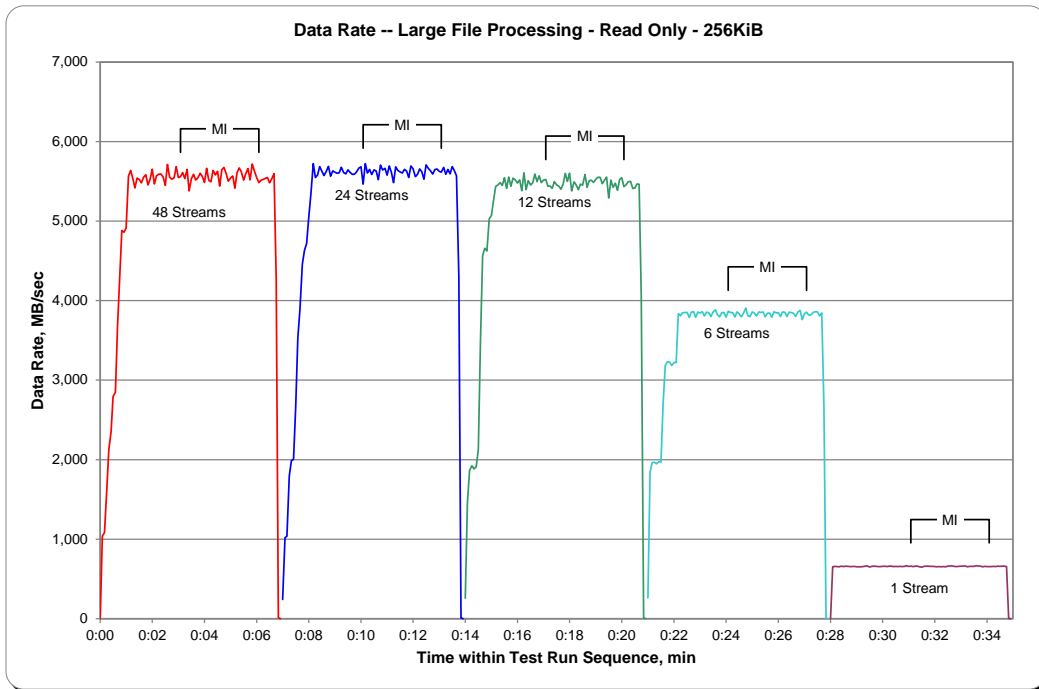
SPC-2 “Large File Processing/READ ONLY/256 KiB Transfer Size” Test Run Data – Ramp-Up Period

TR26				TR27				TR28				TR29				TR30			
Test Run Sequence Time	48 Streams		Response Time, ms	Test Run Sequence Time	24 Streams		Response Time, ms	Test Run Sequence Time	12 Streams		Response Time, ms	Test Run Sequence Time	6 Streams		Response Time, ms	Test Run Sequence Time	1 Stream		
	Data Rate, MB/sec	Data Rate /Stream, MB/sec			Data Rate, MB/sec	Data Rate /Stream, MB/sec			Data Rate, MB/sec	Data Rate /Stream, MB/sec			Data Rate, MB/sec	Data Rate /Stream, MB/sec			Data Rate, MB/sec	Data Rate /Stream, MB/sec	Data Rate, MB/sec
0:00:00	0.00	0.00	0.00	0:07:00	242.80	242.80	0.41	0:14:00	258.21	258.21	0.40	0:21:00	259.57	259.57	0.40	0:28:00	0.00	0.00	0.00
0:00:05	1,039.87	207.97	0.71	0:07:05	1,017.96	339.32	0.72	0:14:05	1,458.94	486.31	0.50	0:21:05	1,838.99	613.00	0.40	0:28:05	653.00	653.00	0.40
0:00:10	1,082.97	180.49	1.40	0:07:10	1,037.30	207.46	0.99	0:14:10	1,865.42	466.35	0.54	0:21:10	1,964.35	654.78	0.40	0:28:10	658.09	658.09	0.40
0:00:15	1,587.49	132.29	1.49	0:07:15	1,795.42	299.24	0.79	0:14:15	1,922.67	480.67	0.55	0:21:15	1,967.81	655.94	0.40	0:28:15	654.78	654.78	0.40
0:00:20	2,116.03	151.14	1.52	0:07:20	1,988.26	284.04	0.81	0:14:20	1,883.09	470.77	0.56	0:21:20	1,948.04	649.35	0.40	0:28:20	653.79	653.79	0.40
0:00:25	2,358.67	131.04	1.83	0:07:25	2,004.77	222.75	0.96	0:14:25	1,911.29	477.82	0.54	0:21:25	1,975.36	658.45	0.40	0:28:25	661.97	661.97	0.39
0:00:30	2,794.51	139.73	1.67	0:07:30	2,663.17	242.11	1.00	0:14:30	2,125.94	354.32	0.55	0:21:30	1,968.02	492.00	0.40	0:28:30	656.04	656.04	0.40
0:00:35	2,848.09	118.67	2.06	0:07:35	3,533.86	220.87	1.01	0:14:35	3,491.76	387.97	0.56	0:21:35	2,703.70	540.74	0.40	0:28:35	660.13	660.13	0.40
0:00:40	3,682.34	122.74	1.92	0:07:40	3,896.04	229.18	1.09	0:14:40	4,564.14	456.41	0.57	0:21:40	3,183.53	636.71	0.41	0:28:40	656.88	656.88	0.40
0:00:45	4,286.26	126.07	1.99	0:07:45	4,455.92	262.11	1.00	0:14:45	4,659.50	465.95	0.56	0:21:45	3,230.82	646.16	0.41	0:28:45	654.52	654.52	0.40
0:00:50	4,880.70	143.55	1.83	0:07:50	4,630.77	257.27	0.99	0:14:50	4,624.33	462.43	0.56	0:21:50	3,225.79	645.16	0.41	0:28:50	656.20	656.20	0.40
0:00:55	4,859.00	131.32	1.87	0:07:55	4,718.28	235.91	1.03	0:14:55	5,028.13	457.10	0.56	0:21:55	3,183.90	636.78	0.41	0:28:55	659.29	659.29	0.40
0:01:00	4,911.37	119.79	2.06	0:08:00	5,046.59	240.31	1.06	0:15:00	5,068.45	460.77	0.56	0:22:00	3,222.06	644.41	0.41	0:29:00	652.69	652.69	0.40
0:01:05	5,563.90	132.47	1.97	0:08:05	5,340.14	242.73	1.04	0:15:05	5,260.18	478.20	0.55	0:22:05	3,221.64	536.94	0.41	0:29:05	653.94	653.94	0.40
0:01:10	5,635.36	128.08	1.97	0:08:10	5,722.08	248.79	1.04	0:15:10	5,434.25	452.85	0.57	0:22:10	3,837.53	639.59	0.41	0:29:10	653.63	653.63	0.40
0:01:15	5,539.84	120.43	2.16	0:08:15	5,548.38	241.23	1.08	0:15:15	5,452.49	454.37	0.58	0:22:15	3,809.32	634.89	0.41	0:29:15	656.36	656.36	0.40
0:01:20	5,416.84	117.76	2.17	0:08:20	5,578.21	232.43	1.11	0:15:20	5,483.16	456.93	0.57	0:22:20	3,847.49	641.25	0.41	0:29:20	661.07	661.07	0.39
0:01:25	5,538.74	115.39	2.26	0:08:25	5,685.43	236.89	1.11	0:15:25	5,448.93	454.08	0.57	0:22:25	3,850.27	641.71	0.41	0:29:25	663.07	663.07	0.39
0:01:30	5,525.31	115.11	2.28	0:08:30	5,628.13	234.51	1.12	0:15:30	5,544.82	462.07	0.57	0:22:30	3,853.57	642.26	0.41	0:29:30	650.43	650.43	0.40
0:01:35	5,479.54	114.16	2.27	0:08:35	5,572.60	232.19	1.12	0:15:35	5,411.28	450.94	0.57	0:22:35	3,788.19	631.37	0.41	0:29:35	657.61	657.61	0.40
0:01:40	5,552.58	115.68	2.28	0:08:40	5,620.89	234.20	1.12	0:15:40	5,552.31	462.69	0.57	0:22:40	3,856.24	642.71	0.41	0:29:40	659.76	659.76	0.40
0:01:45	5,581.62	116.28	2.26	0:08:45	5,687.27	236.97	1.11	0:15:45	5,436.87	453.07	0.57	0:22:45	3,861.70	643.62	0.41	0:29:45	659.34	659.34	0.40
0:01:50	5,453.12	113.61	2.31	0:08:50	5,564.37	231.85	1.12	0:15:50	5,540.47	461.71	0.57	0:22:50	3,791.76	631.96	0.41	0:29:50	655.10	655.10	0.40
0:01:55	5,527.46	115.16	2.22	0:08:55	5,630.80	234.62	1.12	0:15:55	5,514.78	459.56	0.57	0:22:55	3,855.04	642.51	0.41	0:29:55	654.78	654.78	0.40
0:02:00	5,651.56	117.74	2.26	0:09:00	5,613.87	233.91	1.12	0:16:00	5,477.50	456.46	0.57	0:23:00	3,844.13	640.69	0.41	0:30:00	658.56	658.56	0.40
0:02:05	5,466.80	113.89	2.31	0:09:05	5,600.81	233.37	1.12	0:16:05	5,517.87	459.82	0.57	0:23:05	3,860.07	643.35	0.41	0:30:05	660.24	660.24	0.40
0:02:10	5,569.25	116.03	2.23	0:09:10	5,607.31	233.64	1.11	0:16:10	5,380.61	448.38	0.58	0:23:10	3,806.70	634.45	0.41	0:30:10	655.78	655.78	0.40
0:02:15	5,591.58	116.49	2.25	0:09:15	5,677.36	236.56	1.11	0:16:15	5,607.26	467.27	0.57	0:23:15	3,855.61	642.60	0.41	0:30:15	661.60	661.60	0.39
0:02:20	5,592.06	116.50	2.26	0:09:20	5,608.41	233.68	1.12	0:16:20	5,394.82	449.57	0.58	0:23:20	3,847.33	641.22	0.41	0:30:20	660.50	660.50	0.39
0:02:25	5,552.26	115.67	2.27	0:09:25	5,592.63	233.03	1.11	0:16:25	5,507.23	458.94	0.57	0:23:25	3,798.57	633.10	0.41	0:30:25	655.67	655.67	0.40
0:02:30	5,449.19	113.52	2.27	0:09:30	5,645.32	235.22	1.11	0:16:30	5,453.85	454.49	0.58	0:23:30	3,854.25	642.38	0.41	0:30:30	657.09	657.09	0.40
0:02:35	5,712.38	119.01	2.24	0:09:35	5,612.03	233.83	1.12	0:16:35	5,480.17	456.68	0.57	0:23:35	3,886.08	647.68	0.41	0:30:35	656.30	656.30	0.40
0:02:40	5,552.47	115.68	2.27	0:09:40	5,587.97	232.83	1.13	0:16:40	5,589.59	465.80	0.56	0:23:40	3,820.17	636.70	0.41	0:30:40	659.24	659.24	0.40
0:02:45	5,526.52	115.14	2.26	0:09:45	5,588.86	232.87	1.11	0:16:45	5,497.68	458.14	0.57	0:23:45	3,795.64	632.61	0.41	0:30:45	654.94	654.94	0.40
0:02:50	5,543.51	115.49	2.28	0:09:50	5,617.75	234.07	1.12	0:16:50	5,568.93	464.08	0.57	0:23:50	3,851.11	641.85	0.41	0:30:50	657.56	657.56	0.40
0:02:55	5,685.48	118.45	2.22	0:09:55	5,665.46	236.06	1.11	0:16:55	5,484.42	457.03	0.57	0:23:55	3,850.32	641.72	0.41	0:30:55	665.53	665.53	0.39
0:03:00	5,548.07	115.58	2.26	0:10:00	5,681.97	236.75	1.10	0:17:00	5,516.35	459.70	0.57	0:24:00	3,791.49	631.92	0.41	0:31:00	658.24	658.24	0.40

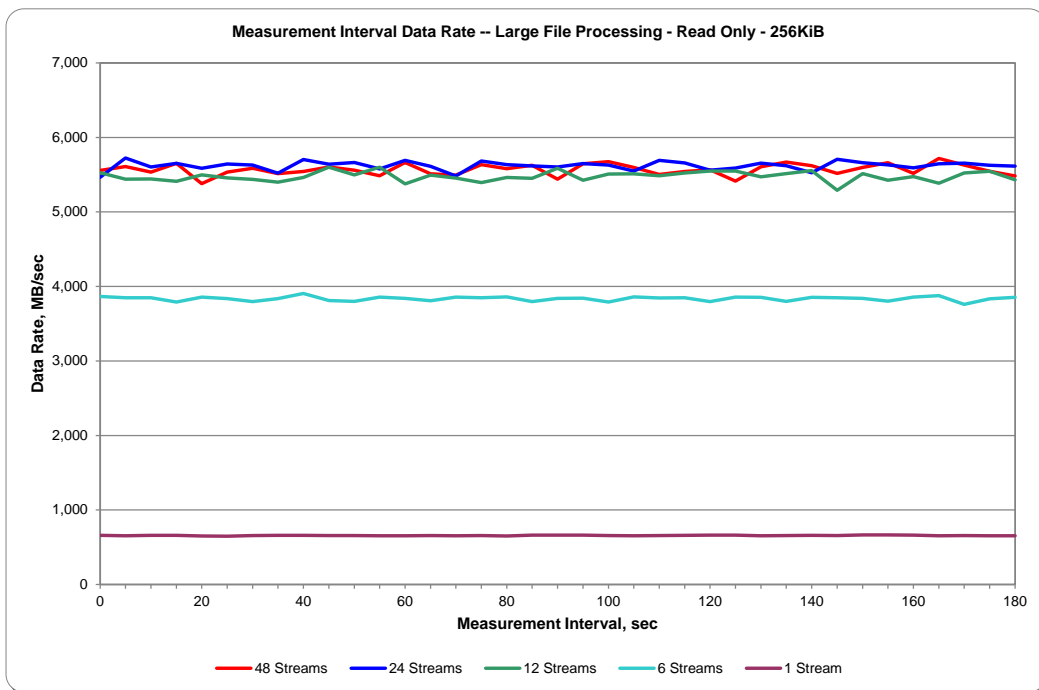
**SPC-2 “Large File Processing/READ ONLY/256 KiB Transfer Size” Test Run Data
 Measurement Interval, Run-Out, and Ramp-Down Periods**

48 Streams				24 Streams				12 Streams				6 Streams				1 Stream			
Test Run Sequence Time	Data Rate, MB/sec	Data Rate / Stream, MB/sec	Response Time, ms	Test Run Sequence Time	Data Rate, MB/sec	Data Rate / Stream, MB/sec	Response Time, ms	Test Run Sequence Time	Data Rate, MB/sec	Data Rate / Stream, MB/sec	Response Time, ms	Test Run Sequence Time	Data Rate, MB/sec	Data Rate / Stream, MB/sec	Response Time, ms	Test Run Sequence Time	Data Rate, MB/sec	Data Rate / Stream, MB/sec	Response Time, ms
0:03:05	5,557.77	115.79	2.25	0:10:05	5,464.39	227.68	1.13	0:17:05	5,524.58	460.38	0.57	0:24:05	3,864.68	644.11	0.41	0:31:05	659.82	659.82	0.40
0:03:10	5,608.62	116.85	2.25	0:10:10	5,723.39	238.47	1.11	0:17:10	5,438.70	453.23	0.57	0:24:10	3,849.27	641.55	0.41	0:31:10	654.73	654.73	0.40
0:03:15	5,535.75	115.33	2.27	0:10:15	5,603.01	233.46	1.12	0:17:15	5,441.69	453.47	0.58	0:24:15	3,848.54	641.42	0.41	0:31:15	661.02	661.02	0.39
0:03:20	5,650.72	117.72	2.23	0:10:20	5,651.20	235.47	1.11	0:17:20	5,410.23	450.85	0.57	0:24:20	3,792.44	632.07	0.41	0:31:20	660.03	660.03	0.40
0:03:25	5,378.46	112.05	2.29	0:10:25	5,585.61	232.73	1.12	0:17:25	5,497.53	458.13	0.58	0:24:25	3,858.13	643.02	0.41	0:31:25	651.69	651.69	0.40
0:03:30	5,534.02	115.29	2.30	0:10:30	5,643.65	235.15	1.12	0:17:30	5,455.85	454.65	0.57	0:24:30	3,836.22	639.37	0.41	0:31:30	647.23	647.23	0.40
0:03:35	5,587.39	116.40	2.26	0:10:35	5,628.07	234.50	1.12	0:17:35	5,436.87	453.07	0.58	0:24:35	3,796.05	632.68	0.41	0:31:35	657.93	657.93	0.40
0:03:40	5,515.04	114.90	2.26	0:10:40	5,520.75	230.03	1.12	0:17:40	5,400.90	450.08	0.58	0:24:40	3,838.26	639.71	0.41	0:31:40	660.87	660.87	0.39
0:03:45	5,543.51	115.49	2.27	0:10:45	5,702.68	237.61	1.12	0:17:45	5,463.61	455.30	0.57	0:24:45	3,907.10	651.18	0.41	0:31:45	659.66	659.66	0.40
0:03:50	5,602.86	116.73	2.25	0:10:50	5,641.81	235.08	1.12	0:17:50	5,600.18	466.68	0.56	0:24:50	3,810.21	635.04	0.41	0:31:50	657.77	657.77	0.40
0:03:55	5,560.39	115.84	2.27	0:10:55	5,664.46	236.02	1.11	0:17:55	5,498.26	458.19	0.57	0:24:55	3,799.78	633.30	0.41	0:31:55	656.99	656.99	0.40
0:04:00	5,486.67	114.31	2.24	0:11:00	5,578.69	232.45	1.12	0:18:00	5,601.07	466.76	0.57	0:25:00	3,857.66	642.94	0.41	0:32:00	655.05	655.05	0.40
0:04:05	5,664.09	118.00	2.25	0:11:05	5,692.82	237.20	1.11	0:18:05	5,378.09	448.17	0.58	0:25:05	3,840.67	640.11	0.41	0:32:05	653.68	653.68	0.40
0:04:10	5,511.84	114.83	2.28	0:11:10	5,611.51	233.81	1.12	0:18:10	5,494.64	457.89	0.57	0:25:10	3,808.22	634.70	0.41	0:32:10	656.30	656.30	0.40
0:04:15	5,493.70	114.45	2.27	0:11:15	5,483.42	228.48	1.12	0:18:15	5,454.27	454.52	0.58	0:25:15	3,856.98	642.83	0.41	0:32:15	653.26	653.26	0.40
0:04:20	5,636.10	117.42	2.24	0:11:20	5,683.49	236.81	1.12	0:18:20	5,394.29	449.52	0.58	0:25:20	3,849.27	641.55	0.41	0:32:20	656.15	656.15	0.40
0:04:25	5,580.52	116.26	2.26	0:11:25	5,635.68	234.82	1.12	0:18:25	5,464.13	455.34	0.58	0:25:25	3,858.60	643.10	0.41	0:32:25	651.59	651.59	0.40
0:04:30	5,624.98	117.19	2.25	0:11:30	5,617.33	234.06	1.12	0:18:30	5,450.03	454.17	0.57	0:25:30	3,797.16	632.86	0.41	0:32:30	662.02	662.02	0.39
0:04:35	5,440.17	113.34	2.26	0:11:35	5,603.90	233.50	1.11	0:18:35	5,586.76	465.56	0.57	0:25:35	3,841.09	640.18	0.41	0:32:35	662.23	662.23	0.39
0:04:40	5,647.53	117.66	2.26	0:11:40	5,649.41	235.39	1.11	0:18:40	5,424.60	452.05	0.57	0:25:40	3,843.29	640.55	0.41	0:32:40	663.96	663.96	0.39
0:04:45	5,673.95	118.21	2.22	0:11:45	5,629.12	234.55	1.12	0:18:45	5,510.00	459.17	0.57	0:25:45	3,791.23	631.87	0.41	0:32:45	657.51	657.51	0.40
0:04:50	5,598.29	116.63	2.23	0:11:50	5,548.70	231.20	1.11	0:18:50	5,512.05	459.34	0.57	0:25:50	3,859.55	643.26	0.41	0:32:50	654.94	654.94	0.40
0:04:55	5,501.51	114.61	2.29	0:11:55	5,691.99	237.17	1.12	0:18:55	5,486.67	457.22	0.57	0:25:55	3,845.70	640.95	0.41	0:32:55	657.77	657.77	0.40
0:05:00	5,542.46	115.47	2.28	0:12:00	5,658.43	235.77	1.11	0:19:00	5,524.16	460.35	0.57	0:26:00	3,849.53	641.59	0.41	0:33:00	661.39	661.39	0.39
0:05:05	5,567.41	115.99	2.26	0:12:05	5,559.03	231.63	1.13	0:19:05	5,550.01	462.50	0.56	0:26:05	3,797.73	632.96	0.41	0:33:05	662.07	662.07	0.39
0:05:10	5,414.64	112.80	2.28	0:12:10	5,589.12	232.88	1.11	0:19:10	5,550.22	462.52	0.57	0:26:10	3,857.50	642.92	0.41	0:33:10	664.17	664.17	0.39
0:05:15	5,607.57	116.82	2.27	0:12:15	5,655.81	235.66	1.11	0:19:15	5,471.15	455.93	0.57	0:26:15	3,853.46	642.24	0.41	0:33:15	653.52	653.52	0.40
0:05:20	5,670.07	118.13	2.22	0:12:20	5,619.58	234.15	1.12	0:19:20	5,513.15	459.43	0.57	0:26:20	3,800.04	633.34	0.41	0:33:20	657.61	657.61	0.40
0:05:25	5,620.79	117.10	2.22	0:12:25	5,525.21	230.22	1.11	0:19:25	5,553.84	462.82	0.57	0:26:25	3,854.09	642.35	0.41	0:33:25	659.19	659.19	0.40
0:05:30	5,516.35	114.92	2.29	0:12:30	5,707.19	237.80	1.11	0:19:30	5,290.59	440.88	0.59	0:26:30	3,849.90	641.65	0.41	0:33:30	657.72	657.72	0.40
0:05:35	5,596.51	116.59	2.26	0:12:35	5,661.68	235.90	1.11	0:19:35	5,515.46	459.62	0.57	0:26:35	3,838.57	639.76	0.41	0:33:35	667.10	667.10	0.39
0:05:40	5,659.58	117.91	2.23	0:12:40	5,631.80	234.66	1.12	0:19:40	5,424.76	452.06	0.57	0:26:40	3,801.40	633.57	0.41	0:33:40	664.80	664.80	0.39
0:05:45	5,518.08	114.96	2.23	0:12:45	5,591.90	233.00	1.11	0:19:45	5,474.72	456.23	0.58	0:26:45	3,856.03	642.67	0.41	0:33:45	662.02	662.02	0.39
0:05:50	5,718.30	119.13	2.25	0:12:50	5,647.21	235.30	1.12	0:19:50	5,386.38	448.86	0.58	0:26:50	3,877.37	646.23	0.41	0:33:50	653.05	653.05	0.40
0:05:55	5,630.01	117.29	2.22	0:12:55	5,654.71	235.61	1.11	0:19:55	5,523.85	460.32	0.57	0:26:55	3,760.93	626.82	0.41	0:33:55	658.56	658.56	0.40
0:06:00	5,544.66	115.51	2.26	0:13:00	5,626.34	234.43	1.11	0:20:00	5,545.97	462.16	0.57	0:27:00	3,832.86	638.81	0.41	0:34:00	654.47	654.47	0.40
0:06:05	5,483.95	114.25	2.30	0:13:05	5,615.91	234.00	1.11	0:20:05	5,431.89	452.66	0.58	0:27:05	3,854.57	642.43	0.41	0:34:05	655.78	655.78	0.40
0:06:10	5,512.68	114.85	2.26	0:13:10	5,672.85	236.37	1.11	0:20:10	5,456.79	454.73	0.57	0:27:10	3,818.44	636.41	0.41	0:34:10	656.30	656.30	0.40
0:06:15	5,523.32	115.07	2.28	0:13:15	5,589.17	232.88	1.13	0:20:15	5,494.49	457.87	0.57	0:27:15	3,821.27	636.88	0.41	0:34:15	656.78	656.78	0.40
0:06:20	5,537.74	115.37	2.26	0:13:20	5,649.62	235.40	1.11	0:20:20	5,500.15	458.35	0.57	0:27:20	3,850.53	641.75	0.41	0:34:20	654.42	654.42	0.40
0:06:25	5,548.64	115.60	2.29	0:13:25	5,594.83	233.12	1.11	0:20:25	5,411.23	450.94	0.57	0:27:25	3,859.28	643.21	0.41	0:34:25	661.07	661.07	0.39
0:06:30	5,481.43	114.20	2.28	0:13:30	5,684.12	236.84	1.11	0:20:30	5,413.75	451.15	0.58	0:27:30	3,857.87	642.98	0.41	0:34:30	657.51	657.51	0.40
0:06:35	5,536.53	115.34	2.28	0:13:35	5,634.79	234.78	1.12	0:20:35	5,467.75	455.65	0.58	0:27:35	3,807.27	634.55	0.41	0:34:35	659.55	659.55	0.40
0:06:40	5,596.62	116.60	2.25	0:13:40	5,570.56	232.11	1.12	0:20:40	5,460.62	455.05	0.58	0:27:40	3,843.71	640.62	0.41	0:34:40	659.92	659.92	0.40
0:06:45	4,268.60	177.86	2.18	0:13:45	4,299.37	358.28	1.06	0:20:45	4,048.87	674.81	0.54	0:27:45	2,683.62	894.54	0.41	0:34:45	654.89	654.89	0.40
0:06:50	12.74	0.00	1.94	0:13:50	11.90	0.00	0.96	0:20:50	11.53	0.00	0.48	0:27:50	5.87	0.00	0.47	0:34:50	2.36	0.00	0.38
0:06:55	0.00	0.00	0.00	0:13:55	0.00	0.00	0.00	0:20:55	0.00	0.00	0.00	0:27:55	0.00	0.00	0.00	0:34:55	0.00	0.00	0.00

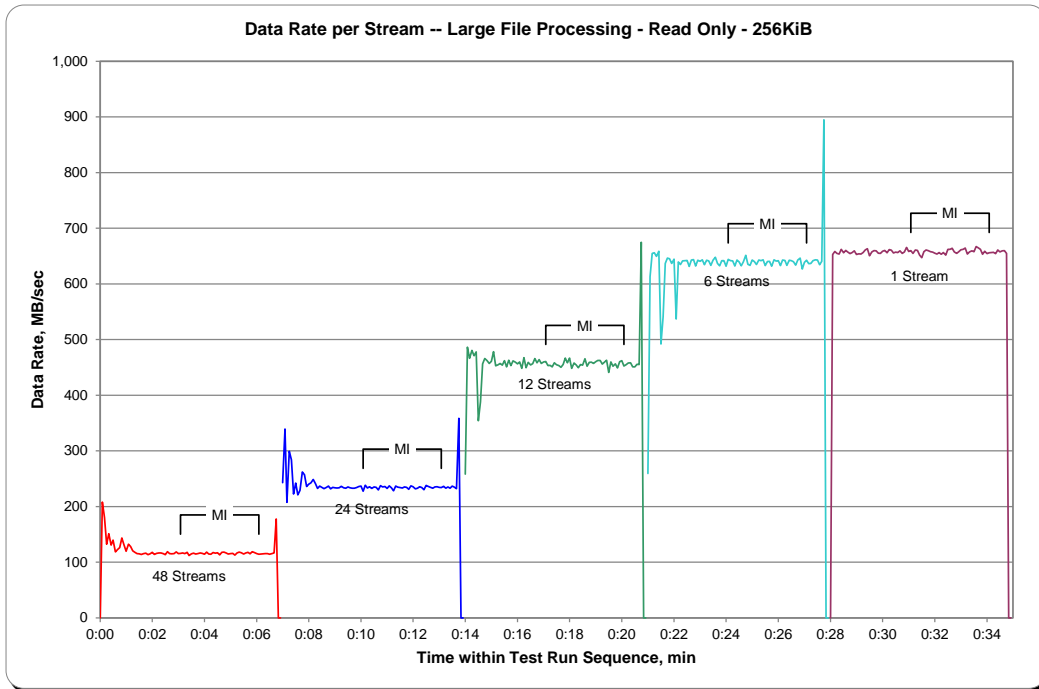
SPC-2 “Large File Processing/READ ONLY/256 KiB Transfer Size” Average Data Rate Graph – Complete Test Run



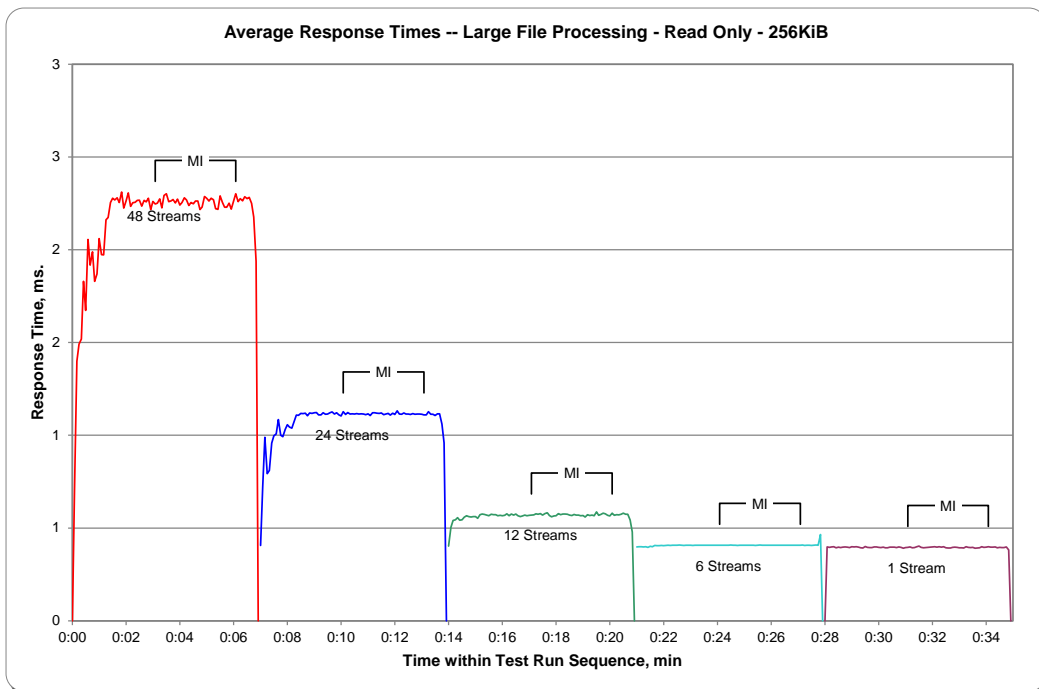
SPC-2 “Large File Processing/READ ONLY/256 KiB Transfer Size” Average Data Rate Graph – Measurement Interval (MI) Only



SPC-2 “Large File Processing/READ ONLY/256 KiB Transfer Size” Average Data Rate per Stream Graph



SPC-2 “Large File Processing/READ ONLY/256 KiB Transfer Size” Average Response Time Graph



Large Database Query Test

Clause 6.4.3.1

The Large Database Query Test is comprised of a set of I/O operations representative of scans or joins of large relational tables such as those performed for data mining or business intelligence.

Clause 6.4.3.2

The Large Database Query Test has two Test Phases, which shall be executed in the following uninterrupted sequence:

- 1. 1024 KiB TRANSFER SIZE*
- 2. 64 KiB TRANSFER SIZE*

The BC shall not be restarted or manually disturbed, altered, or adjusted during the execution of the Large File Processing Test. If power is lost to the BC during this Test all results shall be rendered invalid and the Test re-run in its entirety.

Clause 10.6.8.2

The Full Disclosure Report will contain the following content for the Large Database Query Test:

- 1. A listing of the SPC-2 Workload Generator commands and parameters used to execute each of the Test Runs in the Large Database Query Test.*
- 2. The human readable SPC-2 Test Results File for each of the Test Runs in the Large Database Query Test.*
- 3. A table that contains the following information for each Test Run in the two Test Phases of the Large Database Query Test:*
 - The number Streams specified.*
 - The Ramp-Up duration in seconds.*
 - The Measurement Interval duration in seconds.*
 - The average data rate, in MB per second, for the Measurement Interval.*
 - The average data rate, in MB per second, per Stream for the Measurement Interval.*
- 4. Average Data Rate and Average Data Rate per Stream graphs as defined in Clauses 10.1.1 and 10.1.2.*

SPC-2 Workload Generator Commands and Parameters

The SPC-2 Workload Generator commands and parameters for the Large Database Query Test Runs are documented in “Appendix E: SPC-2 Workload Generator Execution Commands and Parameters” on Page 105.

SPC-2 Test Results File

A link to the SPC-2 Test Results file generated from the Large Database Query Test Runs is listed below.

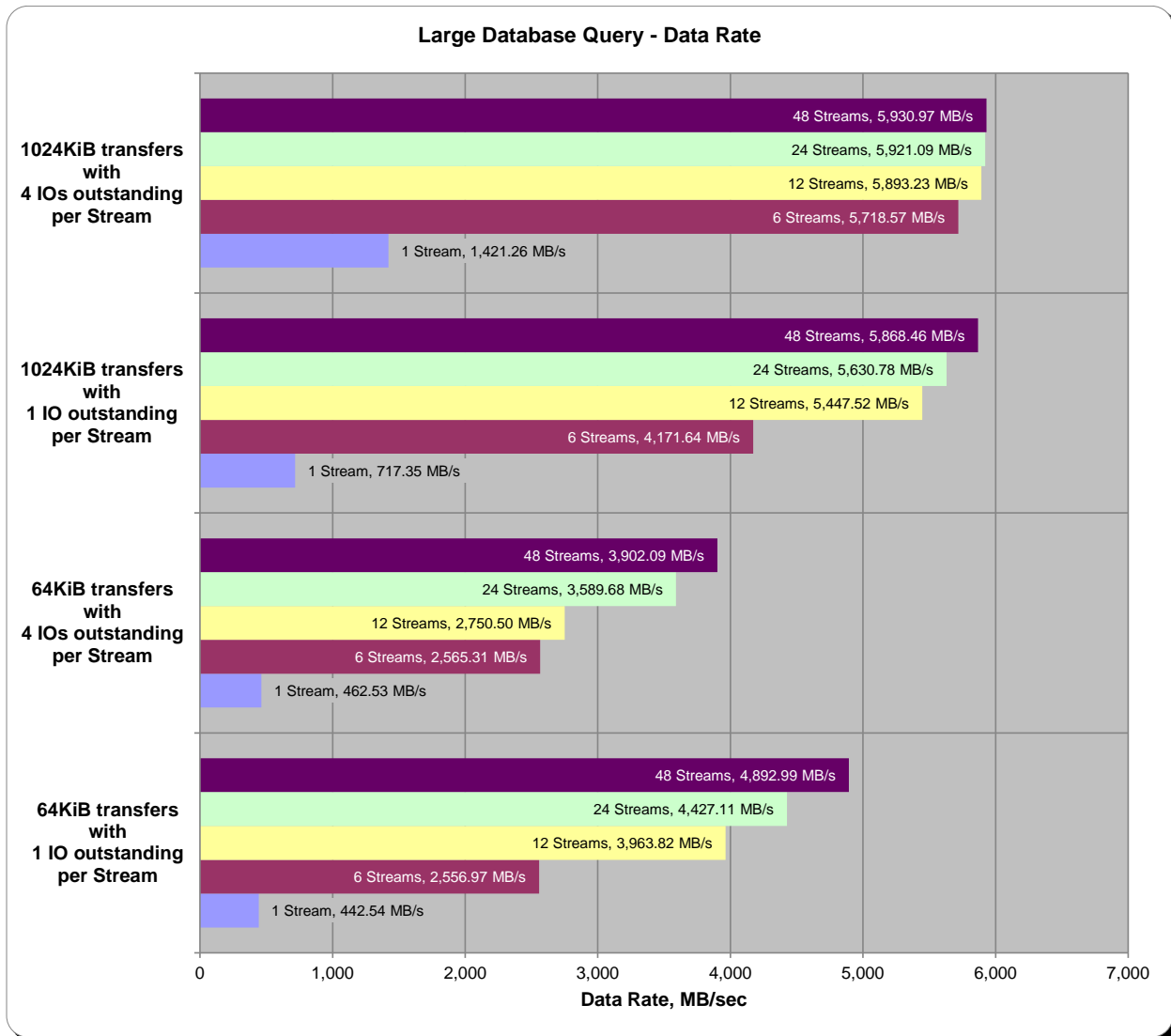
[SPC-2 Large Database Query Test Results File](#)

SPC-2 Large Database Query Average Data Rates (MB/s)

The average Data Rate (MB/s) for each Test Run in the two Test Phases of the SPC-2 Large Database Query Test is listed in the table below as well as illustrated in the following graph.

Test Run Sequence	1 Stream	6 Streams	12 Streams	24 Streams	48 Streams
1024KiB w/ 4 IOs/Stream	1,421.26	5,718.57	5,893.23	5,921.09	5,930.97
1024KiB w/ 1 IO/Stream	717.35	4,171.64	5,447.52	5,630.78	5,868.46
64KiB w/ 4 IOs/Stream	462.53	2,565.31	2,750.50	3,589.68	3,902.09
64KiB w/ 1 IO/Stream	442.54	2,556.97	3,963.82	4,427.11	4,892.99

SPC-2 Large Database Query Average Data Rates Graph

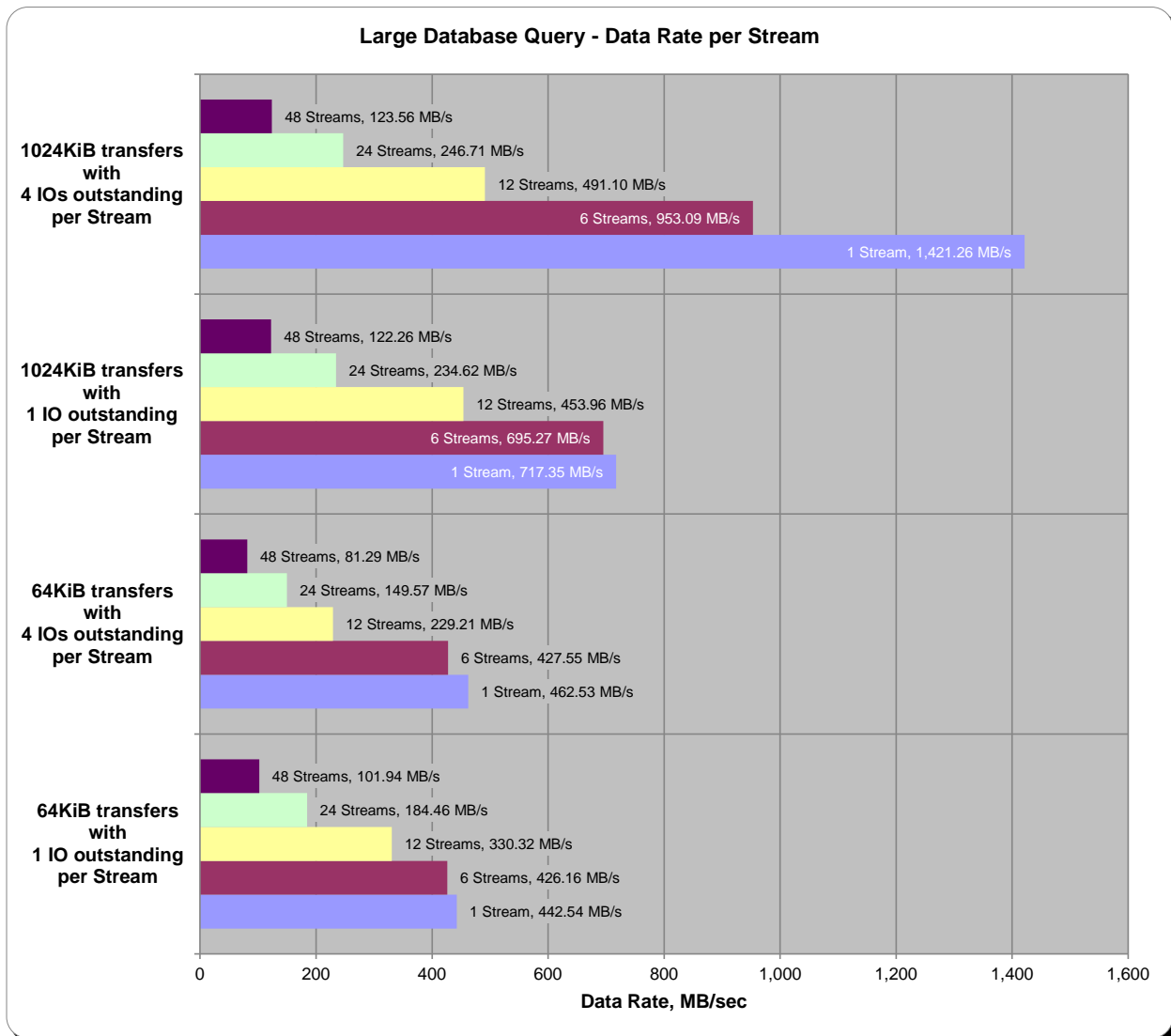


SPC-2 Large Database Query Average Data Rate per Stream

The average Data Rate per Stream for each Test Run in the two Test Phases of the SPC-2 Large Database Query Test is listed in the table below as well as illustrated in the following graph.

Test Run Sequence	1 Stream	6 Streams	12 Streams	24 Streams	48 Streams
1024KiB w/ 4 IOs/Stream	1,421.26	953.09	491.10	246.71	123.56
1024KiB w/ 1 IO/Stream	717.35	695.27	453.96	234.62	122.26
64KiB w/ 4 IOs/Stream	462.53	427.55	229.21	149.57	81.29
64KiB w/ 1 IO/Stream	442.54	426.16	330.32	184.46	101.94

SPC-2 Large Database Query Average Data Rate per Stream Graph

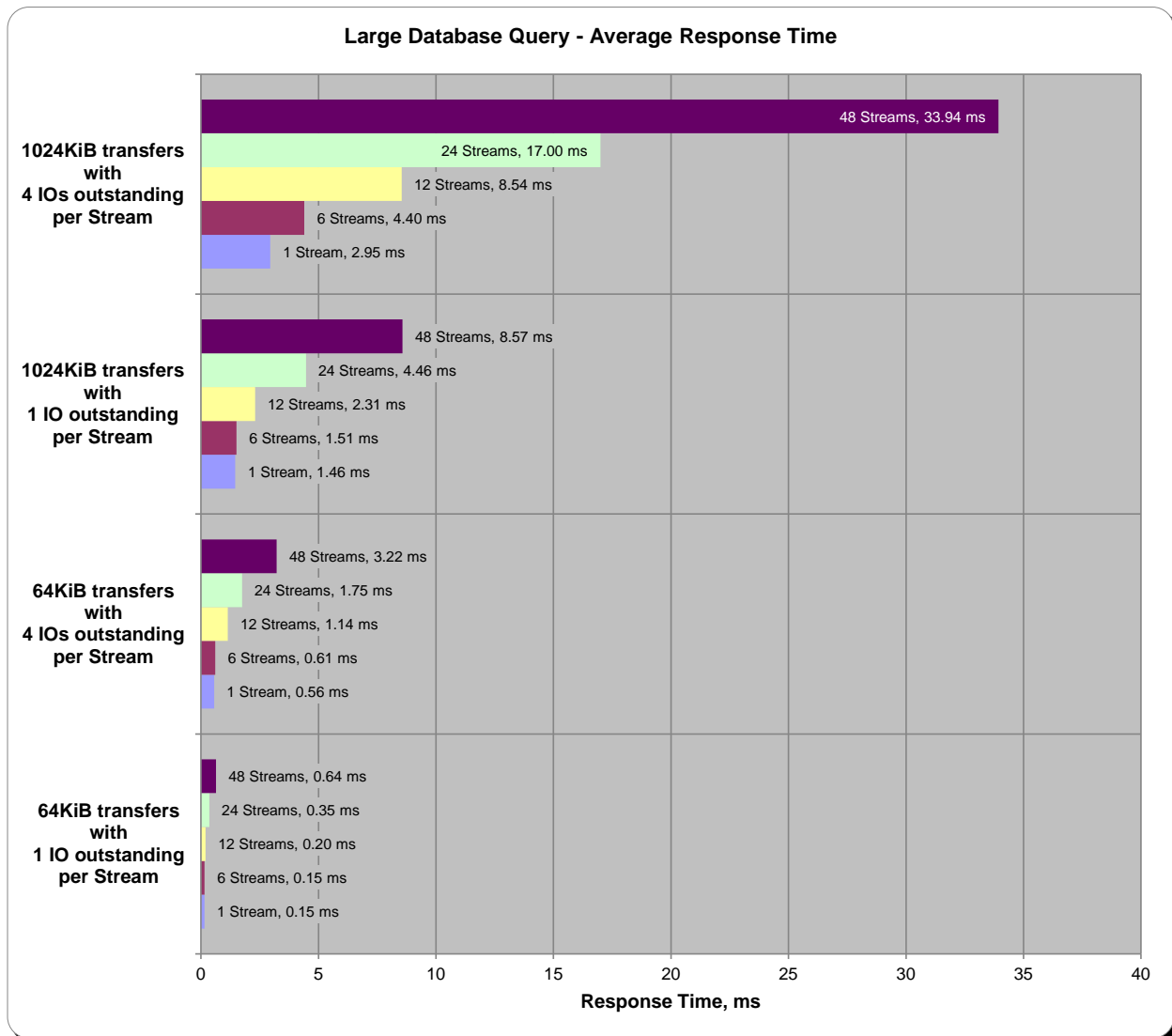


SPC-2 Large Database Query Average Response Time

The average Response Time, in milliseconds, for each Test Run in the two Test Phases of the SPC-2 Large Database Query Test is listed in the table below as well as illustrated in the following graph.

Test Run Sequence	1 Stream	6 Streams	12 Streams	24 Streams	48 Streams
1024KiB w/ 4 IOs/Stream	2.95	4.40	8.54	17.00	33.94
1024KiB w/ 1 IO/Stream	1.46	1.51	2.31	4.46	8.57
64KiB w/ 4 IOs/Stream	0.56	0.61	1.14	1.75	3.22
64KiB w/ 1 IO/Stream	0.15	0.15	0.20	0.35	0.64

SPC-2 Large Database Query Average Response Time Graph



Large Database Query Test – 1024 KiB TRANSFER SIZE Test Phase

Clause 10.6.8.2.1

1. *A table that will contain the following information for each "1024 KiB Transfer Size, 4 Outstanding I/Os" Test Run:*
 - *The number of Streams specified.*
 - *The average data rate, average data rate per stream, and average Response Time reported at five second intervals.*
2. *Average Data Rate (intervals), Average Data Rate per Stream (intervals), and Average Response Time (intervals) graphs for the "1024 KiB Transfer Size, 4 Outstanding I/Os" Test Runs as specified in Clauses 10.1.4 – 10.1.6.*
3. *A table that will contain the following information for each "1024 KiB Transfer Size, 1 Outstanding I/O" Test Run:*
 - *The number of Streams specified.*
 - *The average data rate, average data rate per stream, and average Response Time reported at five second intervals.*
4. *Average Data Rate (intervals), Average Data Rate per Stream (intervals), and Average Response Time (intervals) graphs for the "1024 KiB Transfer Size, 1 Outstanding I/O" Test Runs as specified in Clauses 10.1.4 – 10.1.6.*

The SPC-2 "Large Database Query/1024 KiB TRANSFER SIZE/4 Outstanding I/Os" Test Run data is contained in the table that appears on the next page. That table is followed by graphs illustrating the average Data Rate, average Data Rate per Stream, and average Response Time produced by the same Test Runs. The table and graphs present the data at five-second intervals.

Immediately following the SPC-2 "Large Database Query/1024 KiB TRANSFER SIZE/4 Outstanding I/Os" table and graphs will be the SPC-2 "Large Database Query/1024 KiB TRANSFER SIZE/1 Outstanding I/O" table and graphs. The table contains the Test Run data and the graphs illustrate the average Data Rate, average Data Rate per Stream, and average Response Time produced by the Test Runs.

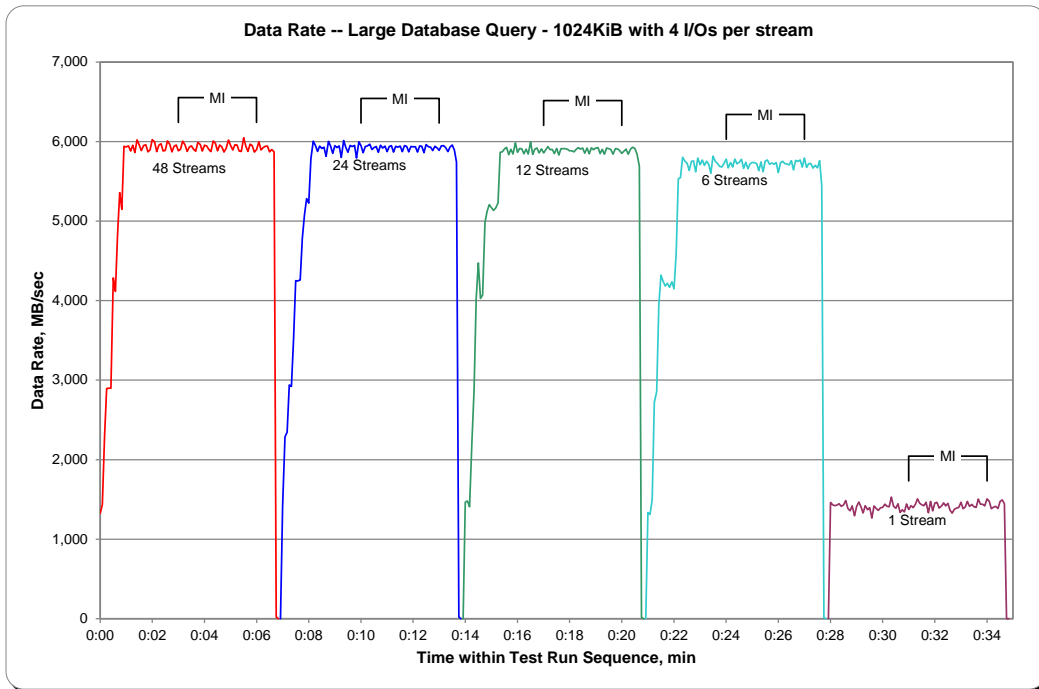
SPC-2 “Large Database Query/1024 KiB Transfer Size/4 Outstanding I/Os” Test Run Data – Ramp-Up Period

TR1 Test Run Sequence Time	48 Streams			TR2 Test Run Sequence Time	24 Streams			TR3 Test Run Sequence Time	12 Streams			TR4 Test Run Sequence Time	6 Streams			TR5 Test Run Sequence Time	1 Stream		
	Data Rate, MB/sec	Data Rate / Stream, MB/sec	Response Time, ms		Data Rate, MB/sec	Data Rate / Stream, MB/sec	Response Time, ms		Data Rate, MB/sec	Data Rate / Stream, MB/sec	Response Time, ms		Data Rate, MB/sec	Data Rate / Stream, MB/sec	Response Time, ms		Data Rate, MB/sec	Data Rate / Stream, MB/sec	Response Time, ms
0:00:00	1,324.35	264.87	7.19	0:06:55	0.00	0.00	0.00	0:13:55	0.00	0.00	0.00	0:20:55	0.00	0.00	0.00	0:27:55	0.00	0.00	0.00
0:00:05	1,436.34	143.63	18.93	0:07:00	1,426.69	237.78	10.95	0:14:00	1,467.17	1,467.17	2.85	0:21:00	1,334.84	1,334.84	3.13	0:28:00	1,460.25	1,460.25	2.87
0:00:10	2,271.22	141.95	23.55	0:07:05	2,287.15	285.89	11.65	0:14:05	1,481.01	1,481.01	2.81	0:21:05	1,311.35	1,311.35	3.18	0:28:05	1,430.68	1,430.68	2.91
0:00:15	2,894.70	160.82	26.01	0:07:10	2,345.66	260.63	14.73	0:14:10	1,408.87	352.22	5.63	0:21:10	1,500.09	750.05	3.17	0:28:10	1,420.40	1,420.40	2.96
0:00:20	2,899.31	144.97	28.12	0:07:15	2,938.32	293.83	14.17	0:14:15	2,218.16	554.54	7.57	0:21:15	2,720.64	1,360.32	3.09	0:28:15	1,430.05	1,430.05	2.93
0:00:25	2,898.89	115.96	32.01	0:07:20	2,920.70	243.39	15.97	0:14:20	2,866.18	477.70	8.52	0:21:20	2,856.74	952.25	4.26	0:28:20	1,444.31	1,444.31	2.90
0:00:30	4,284.48	147.74	26.32	0:07:25	3,510.21	270.02	14.78	0:14:25	4,025.06	575.01	7.05	0:21:25	3,944.95	986.24	4.02	0:28:25	1,413.06	1,413.06	2.96
0:00:35	4,116.92	132.80	29.69	0:07:30	4,249.67	303.55	13.48	0:14:30	4,473.64	559.21	6.60	0:21:30	4,318.87	1,079.72	3.89	0:28:30	1,430.68	1,430.68	2.93
0:00:40	4,828.48	142.01	28.52	0:07:35	4,247.36	303.38	13.92	0:14:35	4,026.32	503.29	8.26	0:21:35	4,243.38	1,060.84	3.96	0:28:35	1,485.83	1,485.83	2.82
0:00:45	5,356.55	140.96	27.03	0:07:40	4,258.48	283.90	14.04	0:14:40	4,071.41	508.93	8.26	0:21:40	4,182.98	1,045.74	3.98	0:28:40	1,385.17	1,385.17	3.03
0:00:50	5,146.20	128.66	31.44	0:07:45	4,785.70	281.51	14.43	0:14:45	4,982.41	553.60	7.45	0:21:45	4,216.74	1,054.19	3.99	0:28:45	1,357.28	1,357.28	3.09
0:00:55	5,941.02	141.45	29.75	0:07:50	5,076.37	298.61	13.89	0:14:50	5,122.50	569.17	7.29	0:21:50	4,168.09	1,042.02	4.04	0:28:50	1,417.47	1,417.47	2.95
0:01:00	5,931.79	128.95	31.59	0:07:55	5,281.68	264.08	15.18	0:14:55	5,205.55	578.39	7.29	0:21:55	4,237.30	1,059.32	3.97	0:28:55	1,294.36	1,294.36	3.24
0:01:05	5,946.47	129.27	32.57	0:08:00	5,224.63	237.48	16.17	0:15:00	5,169.06	574.34	7.25	0:22:00	4,147.75	1,036.94	4.01	0:29:00	1,411.80	1,411.80	2.97
0:01:10	5,879.99	127.83	32.52	0:08:05	5,784.57	251.50	15.71	0:15:05	5,134.04	513.40	7.67	0:22:05	4,590.25	918.05	3.93	0:29:05	1,467.59	1,467.59	2.85
0:01:15	5,953.40	126.67	33.15	0:08:10	6,005.61	250.23	16.47	0:15:10	5,163.19	516.32	8.14	0:22:10	5,530.82	1,106.16	3.78	0:29:10	1,407.40	1,407.40	2.98
0:01:20	5,863.01	122.15	33.63	0:08:15	5,950.67	247.94	17.02	0:15:15	5,227.78	475.25	8.21	0:22:15	5,546.34	924.39	3.92	0:29:15	1,331.06	1,331.06	3.15
0:01:25	6,021.97	125.46	33.92	0:08:20	5,874.54	244.77	16.99	0:15:20	5,865.94	488.83	8.25	0:22:20	5,799.67	966.61	4.40	0:29:20	1,421.45	1,421.45	2.95
0:01:30	5,958.22	124.13	33.93	0:08:25	5,942.07	247.59	17.01	0:15:25	5,871.40	489.28	8.50	0:22:25	5,751.02	958.50	4.39	0:29:25	1,369.23	1,369.23	3.06
0:01:35	5,887.33	122.65	33.90	0:08:30	5,912.50	246.35	17.06	0:15:30	5,907.05	492.25	8.55	0:22:30	5,729.00	954.83	4.40	0:29:30	1,398.17	1,398.17	3.00
0:01:40	5,951.51	123.99	33.95	0:08:35	5,929.49	247.06	17.05	0:15:35	5,927.60	493.97	8.52	0:22:35	5,637.35	939.56	4.43	0:29:35	1,264.79	1,264.79	3.31
0:01:45	5,957.59	124.12	33.94	0:08:40	5,814.35	242.26	16.96	0:15:40	5,835.54	486.29	8.56	0:22:40	5,748.92	958.15	4.39	0:29:40	1,417.26	1,417.26	2.96
0:01:50	5,869.51	122.28	33.97	0:08:45	6,002.05	250.09	17.01	0:15:45	5,901.18	491.76	8.55	0:22:45	5,756.26	959.38	4.38	0:29:45	1,387.27	1,387.27	3.02
0:01:55	5,896.14	122.84	33.92	0:08:50	5,943.75	247.66	17.00	0:15:50	5,844.55	487.05	8.54	0:22:50	5,621.42	936.90	4.39	0:29:50	1,360.84	1,360.84	3.08
0:02:00	6,022.18	125.46	33.90	0:08:55	5,851.68	243.82	17.05	0:15:55	5,983.80	498.65	8.53	0:22:55	5,792.12	965.35	4.40	0:29:55	1,394.19	1,394.19	3.01
0:02:05	5,997.02	124.94	33.64	0:09:00	5,947.10	247.80	16.97	0:16:00	5,864.48	488.71	8.52	0:23:00	5,709.50	951.58	4.42	0:30:00	1,399.85	1,399.85	2.99
0:02:10	5,874.12	122.38	34.00	0:09:05	5,925.29	246.89	17.05	0:16:05	5,913.55	492.80	8.54	0:23:05	5,768.22	961.37	4.37	0:30:05	1,441.16	1,441.16	2.91
0:02:15	5,954.86	124.06	33.96	0:09:10	5,945.64	247.73	16.99	0:16:10	5,906.63	492.22	8.54	0:23:10	5,699.85	949.97	4.38	0:30:10	1,413.69	1,413.69	2.96
0:02:20	5,972.06	124.42	33.78	0:09:15	5,799.88	241.66	17.02	0:16:15	5,844.76	487.06	8.54	0:23:15	5,751.86	958.64	4.39	0:30:15	1,408.45	1,408.45	2.98
0:02:25	5,880.83	122.52	33.94	0:09:20	6,012.33	250.51	16.98	0:16:20	5,905.58	492.13	8.54	0:23:20	5,715.37	952.56	4.41	0:30:20	1,528.61	1,528.61	2.74
0:02:30	5,889.22	122.69	33.95	0:09:25	5,927.39	246.97	17.01	0:16:25	5,842.88	486.91	8.54	0:23:25	5,601.07	933.51	4.40	0:30:25	1,415.16	1,415.16	2.96
0:02:35	6,008.55	125.18	33.84	0:09:30	5,863.85	244.33	17.02	0:16:30	5,995.13	499.59	8.51	0:23:30	5,815.40	969.23	4.39	0:30:30	1,387.90	1,387.90	3.02
0:02:40	5,965.35	124.28	33.94	0:09:35	5,949.83	247.91	17.00	0:16:35	5,837.63	486.47	8.56	0:23:35	5,750.39	958.40	4.34	0:30:35	1,444.52	1,444.52	2.90
0:02:45	5,870.56	122.30	34.06	0:09:40	5,937.25	247.39	16.99	0:16:40	5,905.58	492.13	8.54	0:23:40	5,725.02	954.17	4.41	0:30:40	1,334.63	1,334.63	3.14
0:02:50	5,939.34	123.74	34.03	0:09:45	5,951.30	247.97	16.98	0:16:45	5,918.58	493.22	8.52	0:23:45	5,687.69	947.95	4.39	0:30:45	1,369.86	1,369.86	3.06
0:02:55	5,955.70	124.08	33.77	0:09:50	5,791.29	241.30	17.05	0:16:50	5,856.51	488.04	8.53	0:23:50	5,680.35	946.72	4.44	0:30:50	1,342.60	1,342.60	3.12
				0:09:55	5,996.18	249.84	17.01	0:16:55	5,907.47	492.29	8.53	0:23:55	5,721.45	953.58	4.39	0:30:55	1,442.63	1,442.63	2.90

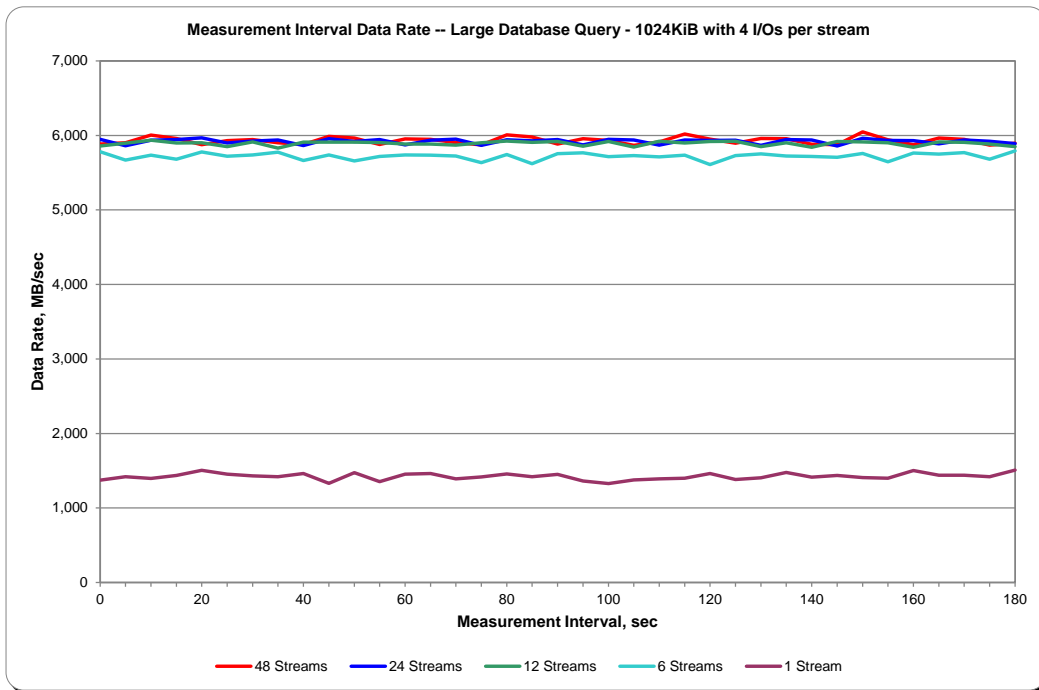
SPC-2 “Large Database Query/1024 KiB Transfer Size/4 Outstanding I/Os” Test Run Data Measurement Interval, Run-Out, and Ramp-Down Periods

48 Streams				24 Streams				12 Streams				6 Streams				1 Stream			
TR1	48 Streams			TR2	24 Streams			TR3	12 Streams			TR4	6 Streams			TR5	1 Stream		
Test Run Sequence Time	Data Rate, MB/sec	Data Rate / Stream, MB/sec	Response Time, ms	Test Run Sequence Time	Data Rate, MB/sec	Data Rate / Stream, MB/sec	Response Time, ms	Test Run Sequence Time	Data Rate, MB/sec	Data Rate / Stream, MB/sec	Response Time, ms	Test Run Sequence Time	Data Rate, MB/sec	Data Rate / Stream, MB/sec	Response Time, ms	Test Run Sequence Time	Data Rate, MB/sec	Data Rate / Stream, MB/sec	Response Time, ms
0:03:00	5,883.14	122.57	34.00	0:10:00	5,946.89	247.79	16.97	0:17:00	5,857.97	488.16	8.53	0:24:00	5,780.17	963.36	4.37	0:31:00	1,374.05	1,374.05	3.06
0:03:05	5,902.22	122.96	33.89	0:10:05	5,860.28	244.18	17.01	0:17:05	5,896.98	491.42	8.53	0:24:05	5,668.60	944.77	4.40	0:31:05	1,419.77	1,419.77	2.95
0:03:10	6,004.99	125.10	33.96	0:10:10	5,936.41	247.35	17.01	0:17:10	5,937.04	494.75	8.51	0:24:10	5,736.34	956.06	4.40	0:31:10	1,397.33	1,397.33	3.00
0:03:15	5,960.11	124.17	33.91	0:10:15	5,945.01	247.71	17.02	0:17:15	5,898.24	491.52	8.56	0:24:15	5,680.35	946.72	4.39	0:31:15	1,437.18	1,437.18	2.91
0:03:20	5,874.96	122.40	33.99	0:10:20	5,967.45	248.64	16.88	0:17:20	5,902.85	491.90	8.55	0:24:20	5,778.49	963.08	4.37	0:31:20	1,505.96	1,505.96	2.78
0:03:25	5,929.49	123.53	34.05	0:10:25	5,898.66	245.78	16.95	0:17:25	5,849.80	487.48	8.53	0:24:25	5,719.56	953.26	4.41	0:31:25	1,453.54	1,453.54	2.88
0:03:30	5,945.43	123.86	34.01	0:10:30	5,923.41	246.81	17.07	0:17:30	5,912.71	492.73	8.54	0:24:30	5,738.23	956.37	4.40	0:31:30	1,431.52	1,431.52	2.93
0:03:35	5,902.22	122.96	33.83	0:10:35	5,937.88	247.41	16.97	0:17:35	5,829.45	485.79	8.57	0:24:35	5,774.93	962.49	4.37	0:31:35	1,421.24	1,421.24	2.95
0:03:40	5,878.32	122.46	33.90	0:10:40	5,864.90	244.37	17.04	0:17:40	5,910.61	492.55	8.54	0:24:40	5,663.36	943.89	4.41	0:31:40	1,463.81	1,463.81	2.86
0:03:45	5,987.79	124.75	34.11	0:10:45	5,954.65	248.11	16.98	0:17:45	5,910.82	492.57	8.54	0:24:45	5,739.07	956.51	4.40	0:31:45	1,331.27	1,331.27	3.15
0:03:50	5,965.35	124.28	33.85	0:10:50	5,918.79	246.62	17.02	0:17:50	5,911.24	492.60	8.54	0:24:50	5,658.33	943.05	4.41	0:31:50	1,473.67	1,473.67	2.84
0:03:55	5,879.79	122.50	33.99	0:10:55	5,943.12	247.63	16.99	0:17:55	5,903.27	491.94	8.54	0:24:55	5,719.35	953.23	4.41	0:31:55	1,355.39	1,355.39	3.09
0:04:00	5,953.40	124.03	33.87	0:11:00	5,872.86	244.70	17.02	0:18:00	5,883.14	490.26	8.49	0:25:00	5,736.76	956.13	4.40	0:32:00	1,453.33	1,453.33	2.88
0:04:05	5,946.47	123.88	34.02	0:11:05	5,936.62	247.36	16.99	0:18:05	5,883.56	490.30	8.58	0:25:05	5,735.08	955.85	4.40	0:32:05	1,463.39	1,463.39	2.86
0:04:10	5,903.69	122.99	33.83	0:11:10	5,949.20	247.88	16.97	0:18:10	5,870.14	489.18	8.51	0:25:10	5,722.50	953.75	4.41	0:32:10	1,391.88	1,391.88	3.01
0:04:15	5,873.28	122.36	34.03	0:11:15	5,868.46	244.52	17.01	0:18:15	5,902.43	491.87	8.55	0:25:15	5,634.00	939.00	4.43	0:32:15	1,416.63	1,416.63	2.96
0:04:20	6,007.08	125.15	33.90	0:11:20	5,940.60	247.53	17.01	0:18:20	5,925.29	493.77	8.52	0:25:20	5,744.52	957.42	4.39	0:32:20	1,456.26	1,456.26	2.88
0:04:25	5,977.51	124.53	33.86	0:11:25	5,928.65	247.03	17.01	0:18:25	5,906.00	492.17	8.54	0:25:25	5,621.00	936.83	4.44	0:32:25	1,419.35	1,419.35	2.95
0:04:30	5,883.77	122.58	33.90	0:11:30	5,943.96	247.66	16.98	0:18:30	5,919.84	493.32	8.53	0:25:30	5,759.00	959.17	4.39	0:32:30	1,451.23	1,451.23	2.89
0:04:35	5,956.33	124.09	33.97	0:11:35	5,872.65	244.69	17.00	0:18:35	5,855.04	487.92	8.52	0:25:35	5,767.17	961.19	4.37	0:32:35	1,363.78	1,363.78	3.07
0:04:40	5,934.31	123.63	33.99	0:11:40	5,948.36	247.85	16.98	0:18:40	5,918.16	493.18	8.53	0:25:40	5,713.69	952.28	4.42	0:32:40	1,326.87	1,326.87	3.16
0:04:45	5,868.04	122.25	33.98	0:11:45	5,939.76	247.49	17.02	0:18:45	5,845.18	487.10	8.54	0:25:45	5,729.84	954.97	4.40	0:32:45	1,375.73	1,375.73	3.05
0:04:50	5,913.76	123.20	33.85	0:11:50	5,870.56	244.61	16.98	0:18:50	5,921.31	493.44	8.52	0:25:50	5,713.27	952.21	4.37	0:32:50	1,391.25	1,391.25	3.01
0:04:55	6,018.20	125.38	33.89	0:11:55	5,938.51	247.44	17.01	0:18:55	5,898.24	491.52	8.56	0:25:55	5,734.87	955.81	4.40	0:32:55	1,400.06	1,400.06	2.99
0:05:00	5,950.67	123.97	33.89	0:12:00	5,933.89	247.25	17.03	0:19:00	5,917.95	493.16	8.52	0:26:00	5,609.46	934.91	4.45	0:33:00	1,463.60	1,463.60	2.86
0:05:05	5,895.72	122.83	33.88	0:12:05	5,935.36	247.31	17.00	0:19:05	5,922.78	493.56	8.53	0:26:05	5,730.05	955.01	4.41	0:33:05	1,383.07	1,383.07	3.03
0:05:10	5,958.64	124.14	33.96	0:12:10	5,867.20	244.47	17.03	0:19:10	5,848.96	487.41	8.53	0:26:10	5,751.86	958.64	4.38	0:33:10	1,404.67	1,404.67	2.98
0:05:15	5,956.33	124.09	33.83	0:12:15	5,945.01	247.71	16.97	0:19:15	5,901.18	491.76	8.55	0:26:15	5,723.76	953.96	4.41	0:33:15	1,475.98	1,475.98	2.84
0:05:20	5,880.62	122.51	33.97	0:12:20	5,939.97	247.50	17.00	0:19:20	5,840.99	486.75	8.55	0:26:20	5,717.68	952.95	4.41	0:33:20	1,413.90	1,413.90	2.96
0:05:25	5,876.64	122.43	34.01	0:12:25	5,858.18	244.09	17.06	0:19:25	5,918.16	493.18	8.53	0:26:25	5,705.30	950.88	4.37	0:33:25	1,437.60	1,437.60	2.92
0:05:30	6,046.72	125.97	33.83	0:12:30	5,961.15	248.38	16.92	0:19:30	5,911.66	492.64	8.53	0:26:30	5,758.78	959.80	4.38	0:33:30	1,407.82	1,407.82	2.97
0:05:35	5,941.65	123.78	33.85	0:12:35	5,934.10	247.25	16.98	0:19:35	5,900.13	491.68	8.56	0:26:35	5,645.53	940.92	4.42	0:33:35	1,400.27	1,400.27	2.99
0:05:40	5,875.38	122.40	34.05	0:12:40	5,929.07	247.04	17.06	0:19:40	5,840.99	486.75	8.55	0:26:40	5,763.39	960.57	4.38	0:33:40	1,504.50	1,504.50	2.79
0:05:45	5,965.77	124.29	33.93	0:12:45	5,887.33	245.31	16.94	0:19:45	5,911.87	492.66	8.53	0:26:45	5,748.71	958.12	4.39	0:33:45	1,440.53	1,440.53	2.91
0:05:50	5,948.36	123.92	33.89	0:12:50	5,939.55	247.48	17.00	0:19:50	5,906.84	492.24	8.55	0:26:50	5,768.64	961.44	4.37	0:33:50	1,439.49	1,439.49	2.91
0:05:55	5,868.67	122.26	34.04	0:12:55	5,920.68	246.69	17.02	0:19:55	5,885.45	490.45	8.55	0:26:55	5,680.77	946.79	4.37	0:33:55	1,419.35	1,419.35	2.94
0:06:00	5,895.93	122.83	33.87	0:13:00	5,890.27	245.43	17.00	0:20:00	5,850.22	487.52	8.54	0:27:00	5,792.96	965.49	4.41	0:34:00	1,507.85	1,507.85	2.79
0:06:05	5,996.18	124.92	33.90	0:13:05	5,944.80	247.70	16.99	0:20:05	5,878.32	489.86	8.58	0:27:05	5,674.89	945.82	4.40	0:34:05	1,478.28	1,478.28	2.82
0:06:10	5,895.72	122.83	33.97	0:13:10	5,947.52	247.81	16.98	0:20:10	5,905.16	492.10	8.55	0:27:10	5,723.34	953.89	4.41	0:34:10	1,383.91	1,383.91	3.04
0:06:15	5,924.03	123.42	34.03	0:13:15	5,921.94	246.75	17.03	0:20:15	5,839.94	486.66	8.55	0:27:15	5,722.71	953.78	4.41	0:34:15	1,402.99	1,402.99	2.99
0:06:20	5,940.81	123.77	34.03	0:13:20	5,872.24	244.68	17.00	0:20:20	5,906.21	492.18	8.54	0:27:20	5,666.92	944.49	4.40	0:34:20	1,413.48	1,413.48	2.96
0:06:25	5,943.75	123.83	33.99	0:13:25	5,932.00	247.17	17.02	0:20:25	5,930.12	494.18	8.51	0:27:25	5,700.06	950.01	4.43	0:34:25	1,385.80	1,385.80	3.02
0:06:30	5,870.14	122.29	33.99	0:13:30	5,955.49	248.15	16.94	0:20:30	5,913.34	492.78	8.54	0:27:30	5,668.81	944.80	4.40	0:34:30	1,474.51	1,474.51	2.84
0:06:35	5,900.76	122.93	33.88	0:13:35	5,895.09	245.63	16.98	0:20:35	5,843.50	486.96	8.54	0:27:35	5,761.09	960.18	4.43	0:34:35	1,493.38	1,493.38	2.81
0:06:40	5,869.30	244.55	34.20	0:13:40	5,740.53	478.38	17.00	0:20:40	5,689.15	948.19	8.54	0:27:40	5,442.95	1,814.32	4.40	0:34:40	1,446.41	1,446.41	2.90
0:06:45	22.23	0.00	87.05	0:13:45	22.44	0.00	15.21	0:20:45	16.36	0.00	7.68	0:27:45	13.63	0.00	4.02	0:34:45	1.05	0.00	2.61
0:06:50	0.00	0.00	0.00	0:13:50	0.00	0.00	0.00	0:20:50	0.00	0.00	0.00	0:27:50	0.00	0.00	0.00	0:34:50	0.00	0.00	0.00

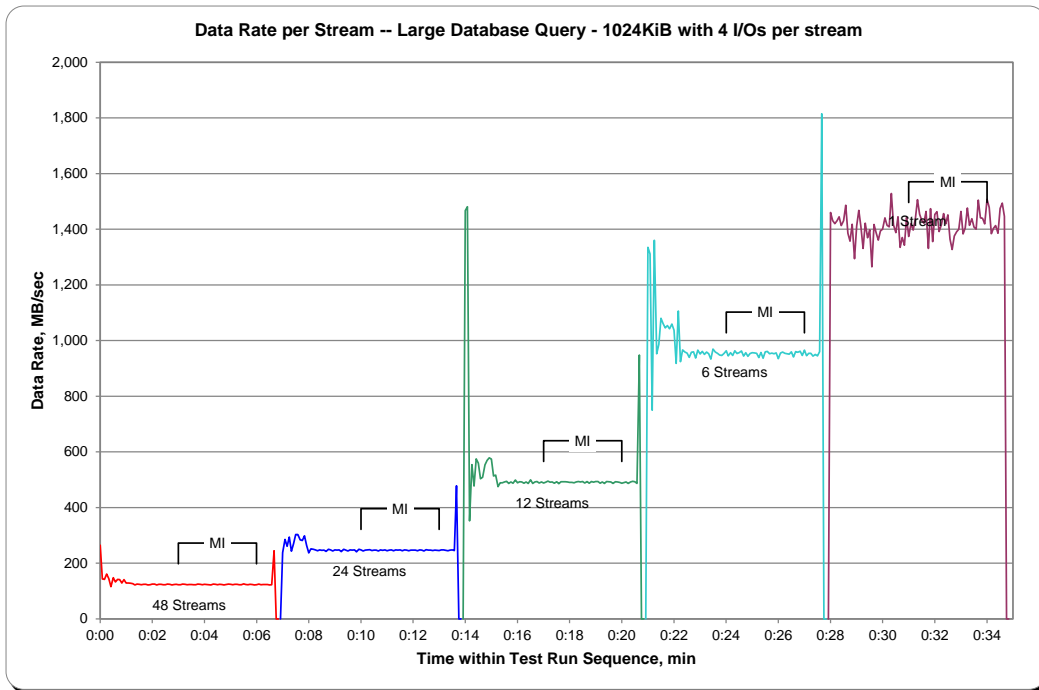
SPC-2 “Large Database Query/1024 KiB Transfer Size/4 Outstanding I/Os” Average Data Rate Graph – Complete Test Run



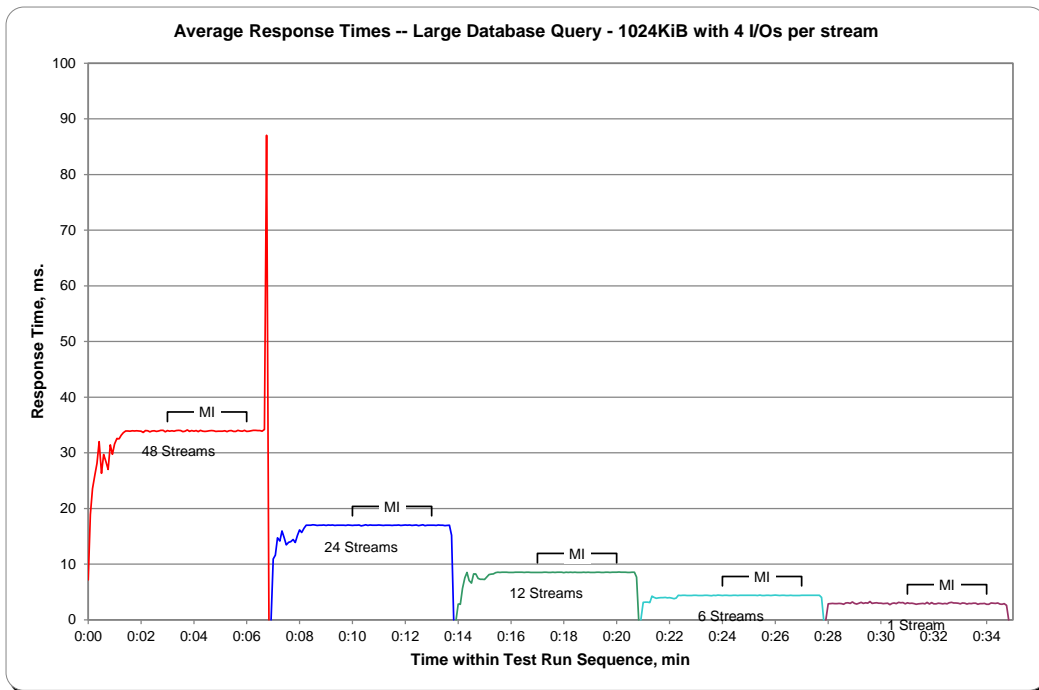
SPC-2 “Large Database Query/1024 KiB Transfer Size/4 Outstanding I/Os” Average Data Rate Graph – Measurement Interval (MI) Only



SPC-2 “Large Database Query/1024 KiB Transfer Size/4 Outstanding I/Os” Average Data Rate per Stream Graph



SPC-2 “Large Database Query/1024 KiB Transfer Size/4 Outstanding I/Os” Average Response Time Graph



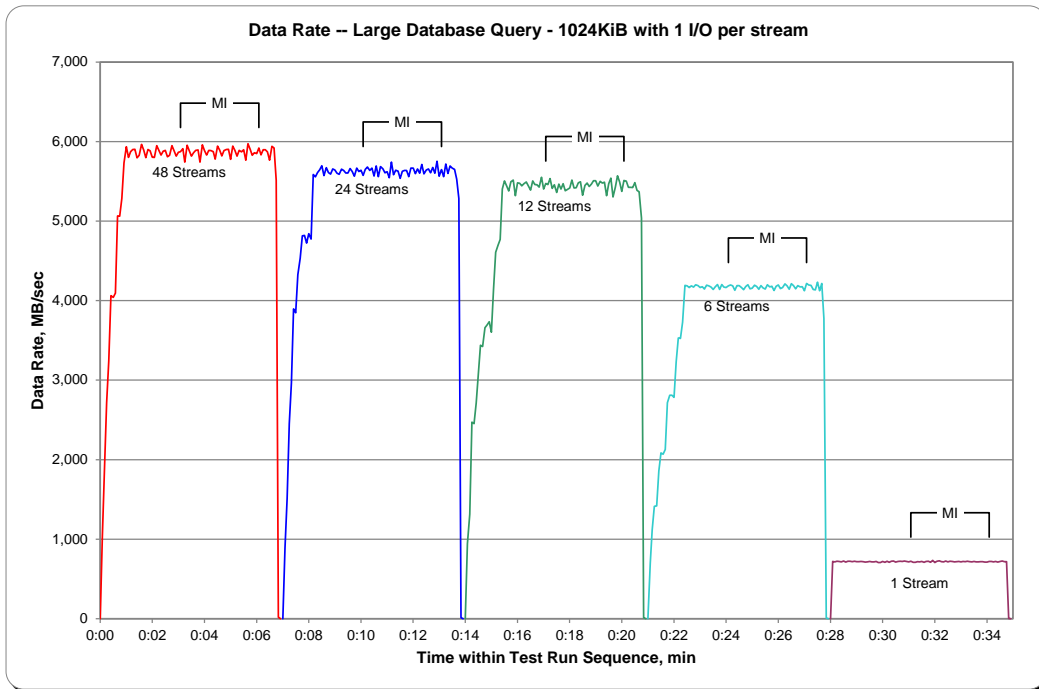
SPC-2 “Large Database Query/1024 KiB Transfer Size/1 Outstanding I/O” Test Run Data – Ramp-Up Period

48 Streams				24 Streams				12 Streams				6 Streams				1 Stream			
Test Run Sequence Time	Data Rate, MB/sec	Data Rate / Stream, MB/sec	Response Time, ms	Test Run Sequence Time	Data Rate, MB/sec	Data Rate / Stream, MB/sec	Response Time, ms	Test Run Sequence Time	Data Rate, MB/sec	Data Rate / Stream, MB/sec	Response Time, ms	Test Run Sequence Time	Data Rate, MB/sec	Data Rate / Stream, MB/sec	Response Time, ms	Test Run Sequence Time	Data Rate, MB/sec	Data Rate / Stream, MB/sec	Response Time, ms
0:00:00	0.00	0.00	0.00	0:07:00	0.00	0.00	0.00	0:14:00	0.00	0.00	0.00	0:21:00	0.00	0.00	0.00	0:28:00	0.00	0.00	0.00
0:00:05	1,034.11	129.26	5.29	0:07:05	889.61	222.40	2.12	0:14:05	942.46	471.23	2.14	0:21:05	699.61	699.61	1.50	0:28:05	719.74	719.74	1.45
0:00:10	1,887.86	117.99	6.03	0:07:10	1,511.84	251.97	3.43	0:14:10	1,312.61	262.52	2.22	0:21:10	1,117.57	558.79	1.47	0:28:10	713.87	713.87	1.47
0:00:15	2,714.76	123.40	7.07	0:07:15	2,448.84	244.88	3.84	0:14:15	2,471.07	494.21	2.12	0:21:15	1,412.22	706.11	1.49	0:28:15	722.47	722.47	1.45
0:00:20	3,242.41	124.71	7.76	0:07:20	2,966.42	211.89	4.11	0:14:20	2,451.78	490.36	2.13	0:21:20	1,417.47	708.73	1.48	0:28:20	719.53	719.53	1.46
0:00:25	4,062.39	145.09	7.19	0:07:25	3,895.67	259.71	3.81	0:14:25	2,710.57	451.76	2.27	0:21:25	1,857.45	619.15	1.52	0:28:25	713.24	713.24	1.47
0:00:30	4,041.84	130.38	7.68	0:07:30	3,847.23	240.45	4.34	0:14:30	3,075.89	439.41	2.21	0:21:30	2,085.83	695.28	1.51	0:28:30	725.20	725.20	1.44
0:00:35	4,093.01	120.38	8.11	0:07:35	4,324.54	254.38	4.03	0:14:35	3,439.33	491.33	2.12	0:21:35	2,069.47	689.82	1.51	0:28:35	711.77	711.77	1.47
0:00:40	5,062.94	144.66	7.22	0:07:40	4,533.62	266.68	3.98	0:14:40	3,421.50	488.79	2.15	0:21:40	2,126.93	708.98	1.49	0:28:40	722.26	722.26	1.45
0:00:45	5,060.43	136.77	7.25	0:07:45	4,815.27	240.76	4.01	0:14:45	3,659.95	457.49	2.26	0:21:45	2,716.44	679.11	1.49	0:28:45	721.42	721.42	1.45
0:00:50	5,284.82	125.83	7.83	0:07:50	4,820.93	241.05	4.36	0:14:50	3,693.08	461.64	2.28	0:21:50	2,810.60	702.65	1.49	0:28:50	717.44	717.44	1.46
0:00:55	5,731.10	133.28	7.61	0:07:55	4,722.16	236.11	4.41	0:14:55	3,735.66	466.96	2.25	0:21:55	2,810.60	702.65	1.49	0:28:55	723.73	723.73	1.45
0:01:00	5,934.10	138.00	7.73	0:08:00	4,841.69	242.08	4.34	0:15:00	3,603.96	450.49	2.31	0:22:00	2,783.76	695.94	1.49	0:29:00	716.18	716.18	1.46
0:01:05	5,799.67	128.88	7.96	0:08:05	4,773.54	238.68	4.41	0:15:05	4,143.13	414.31	2.28	0:22:05	3,227.94	645.59	1.49	0:29:05	716.81	716.81	1.46
0:01:10	5,873.49	127.68	8.07	0:08:10	5,586.18	253.92	4.10	0:15:10	4,607.86	460.79	2.28	0:22:10	3,529.93	705.99	1.49	0:29:10	720.58	720.58	1.45
0:01:15	5,899.29	128.25	8.21	0:08:15	5,556.82	252.58	4.11	0:15:15	4,696.57	469.66	2.24	0:22:15	3,523.84	704.77	1.49	0:29:15	717.86	717.86	1.46
0:01:20	5,902.22	125.58	8.24	0:08:20	5,610.30	255.01	4.13	0:15:20	4,767.88	397.32	2.27	0:22:20	3,728.74	621.46	1.50	0:29:20	713.03	713.03	1.47
0:01:25	5,795.69	120.74	8.45	0:08:25	5,645.53	235.23	4.33	0:15:25	5,403.31	450.28	2.33	0:22:25	4,190.95	698.49	1.50	0:29:25	713.66	713.66	1.47
0:01:30	5,826.94	121.39	8.57	0:08:30	5,694.61	237.28	4.43	0:15:30	5,504.19	458.68	2.29	0:22:30	4,184.87	697.48	1.51	0:29:30	718.69	718.69	1.46
0:01:35	5,965.56	124.28	8.55	0:08:35	5,571.71	232.15	4.47	0:15:35	5,444.00	453.67	2.29	0:22:35	4,163.27	693.88	1.50	0:29:35	714.29	714.29	1.47
0:01:40	5,893.42	122.78	8.57	0:08:40	5,671.54	236.31	4.45	0:15:40	5,377.31	448.11	2.34	0:22:40	4,186.75	697.79	1.51	0:29:40	713.24	713.24	1.47
0:01:45	5,796.95	120.77	8.61	0:08:45	5,610.72	233.78	4.50	0:15:45	5,493.07	457.76	2.30	0:22:45	4,169.56	694.93	1.51	0:29:45	719.11	719.11	1.46
0:01:50	5,899.50	122.91	8.55	0:08:50	5,592.06	233.00	4.46	0:15:50	5,516.14	459.68	2.29	0:22:50	4,198.71	699.78	1.50	0:29:50	706.32	706.32	1.48
0:01:55	5,882.93	122.56	8.60	0:08:55	5,656.23	235.68	4.46	0:15:55	5,319.22	443.27	2.34	0:22:55	4,187.38	697.90	1.50	0:29:55	707.79	707.79	1.48
0:02:00	5,802.61	120.89	8.59	0:09:00	5,641.34	235.06	4.47	0:16:00	5,481.12	456.76	2.30	0:23:00	4,164.11	694.02	1.50	0:30:00	719.95	719.95	1.45
0:02:05	5,799.88	120.83	8.61	0:09:05	5,601.70	233.40	4.51	0:16:05	5,473.99	456.17	2.30	0:23:05	4,176.27	696.04	1.51	0:30:05	708.84	708.84	1.48
0:02:10	5,949.20	123.94	8.57	0:09:10	5,587.23	232.80	4.46	0:16:10	5,444.21	453.68	2.29	0:23:10	4,145.65	690.94	1.50	0:30:10	723.52	723.52	1.45
0:02:15	5,890.06	122.71	8.57	0:09:15	5,653.29	235.55	4.47	0:16:15	5,469.79	455.82	2.30	0:23:15	4,193.05	698.84	1.50	0:30:15	710.31	710.31	1.47
0:02:20	5,828.82	121.43	8.57	0:09:20	5,636.93	234.87	4.47	0:16:20	5,490.34	457.53	2.30	0:23:20	4,185.29	697.55	1.51	0:30:20	721.63	721.63	1.45
0:02:25	5,878.74	122.47	8.58	0:09:25	5,604.01	233.50	4.46	0:16:25	5,441.48	453.46	2.32	0:23:25	4,168.72	694.79	1.51	0:30:25	726.03	726.03	1.44
0:02:30	5,889.01	122.69	8.55	0:09:30	5,605.48	233.56	4.50	0:16:30	5,389.26	449.11	2.31	0:23:30	4,139.78	689.96	1.51	0:30:30	712.82	712.82	1.47
0:02:35	5,808.06	121.00	8.61	0:09:35	5,660.84	235.87	4.46	0:16:35	5,505.86	458.82	2.29	0:23:35	4,175.85	695.97	1.51	0:30:35	720.37	720.37	1.45
0:02:40	5,828.20	121.42	8.57	0:09:40	5,624.35	234.35	4.48	0:16:40	5,458.47	454.87	2.31	0:23:40	4,201.64	700.27	1.50	0:30:40	722.89	722.89	1.45
0:02:45	5,949.41	123.95	8.58	0:09:45	5,563.12	231.80	4.49	0:16:45	5,455.32	454.61	2.29	0:23:45	4,139.15	689.86	1.51	0:30:45	718.69	718.69	1.46
0:02:50	5,884.61	122.60	8.57	0:09:50	5,664.83	236.03	4.45	0:16:50	5,428.27	452.36	2.32	0:23:50	4,202.48	700.41	1.50	0:30:50	723.94	723.94	1.44
0:02:55	5,817.71	121.20	8.59	0:09:55	5,622.46	234.27	4.49	0:16:55	5,549.90	462.49	2.27	0:23:55	4,170.40	695.07	1.51	0:30:55	719.95	719.95	1.46
0:03:00	5,863.64	122.16	8.57	0:10:00	5,639.45	234.98	4.45	0:17:00	5,402.47	450.21	2.31	0:24:00	4,165.15	694.19	1.49	0:31:00	713.45	713.45	1.46

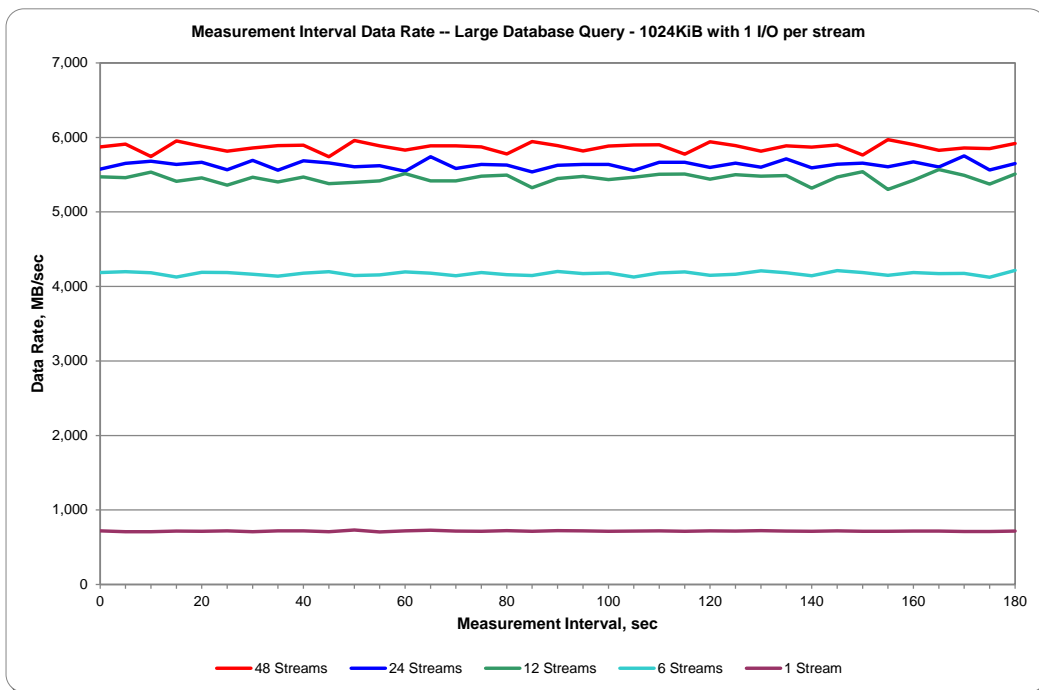
**SPC-2 “Large Database Query/1024 KiB Transfer Size/1 Outstanding I/O” Test Run Data
 Measurement Interval, Run-Out, and Ramp-Down Periods**

TR6				TR7				TR8				TR9				TR10			
Test Run Sequence Time	48 Streams		Response Time, ms	Test Run Sequence Time	24 Streams		Response Time, ms	Test Run Sequence Time	12 Streams		Response Time, ms	Test Run Sequence Time	6 Streams		Response Time, ms	Test Run Sequence Time	1 Stream		
	Data Rate, MB/sec	Data Rate / Stream, MB/sec			Data Rate, MB/sec	Data Rate / Stream, MB/sec			Data Rate, MB/sec	Data Rate / Stream, MB/sec			Data Rate, MB/sec	Data Rate / Stream, MB/sec			Data Rate, MB/sec	Data Rate / Stream, MB/sec	Data Rate, MB/sec
0:03:05	5,873.28	122.36	8.61	0:10:05	5,573.60	232.23	4.48	0:17:05	5,472.10	456.01	2.31	0:24:05	4,186.13	697.69	1.51	0:31:05	721.42	721.42	1.46
0:03:10	5,909.98	123.12	8.53	0:10:10	5,650.78	235.45	4.45	0:17:10	5,459.10	454.92	2.31	0:24:10	4,197.45	699.57	1.50	0:31:10	710.10	710.10	1.47
0:03:15	5,742.42	119.63	8.61	0:10:15	5,680.35	236.68	4.45	0:17:15	5,535.01	461.25	2.28	0:24:15	4,184.66	697.44	1.51	0:31:15	710.10	710.10	1.47
0:03:20	5,954.02	124.04	8.57	0:10:20	5,636.73	234.86	4.43	0:17:20	5,410.02	450.84	2.30	0:24:20	4,128.03	688.01	1.51	0:31:20	717.23	717.23	1.46
0:03:25	5,882.51	122.55	8.57	0:10:25	5,666.50	236.10	4.45	0:17:25	5,457.21	454.77	2.31	0:24:25	4,189.27	698.21	1.51	0:31:25	714.71	714.71	1.46
0:03:30	5,816.87	121.18	8.59	0:10:30	5,566.05	231.92	4.49	0:17:30	5,359.90	446.66	2.35	0:24:30	4,187.17	697.86	1.50	0:31:30	719.53	719.53	1.46
0:03:35	5,859.86	122.08	8.61	0:10:35	5,691.67	237.15	4.48	0:17:35	5,464.34	455.36	2.31	0:24:35	4,164.73	694.12	1.51	0:31:35	709.26	709.26	1.48
0:03:40	5,890.27	122.71	8.57	0:10:40	5,558.92	231.62	4.49	0:17:40	5,402.26	450.19	2.31	0:24:40	4,138.31	689.72	1.50	0:31:40	720.58	720.58	1.45
0:03:45	5,894.88	122.81	8.54	0:10:45	5,686.01	236.92	4.44	0:17:45	5,468.95	455.75	2.31	0:24:45	4,178.37	696.39	1.51	0:31:45	721.63	721.63	1.45
0:03:50	5,740.11	119.59	8.64	0:10:50	5,657.07	235.71	4.46	0:17:50	5,380.45	448.37	2.34	0:24:50	4,197.87	699.64	1.50	0:31:50	708.63	708.63	1.48
0:03:55	5,960.11	124.17	8.54	0:10:55	5,606.53	233.61	4.46	0:17:55	5,397.86	449.82	2.31	0:24:55	4,147.12	691.19	1.50	0:31:55	732.12	732.12	1.43
0:04:00	5,887.54	122.66	8.57	0:11:00	5,621.21	234.22	4.48	0:18:00	5,416.52	451.38	2.33	0:25:00	4,155.72	692.62	1.52	0:32:00	706.53	706.53	1.48
0:04:05	5,829.87	121.46	8.55	0:11:05	5,546.13	231.09	4.50	0:18:05	5,514.67	459.56	2.29	0:25:05	4,194.09	699.02	1.50	0:32:05	721.42	721.42	1.45
0:04:10	5,887.96	122.67	8.60	0:11:10	5,742.21	239.26	4.45	0:18:10	5,416.10	451.34	2.33	0:25:10	4,178.58	696.43	1.51	0:32:10	727.92	727.92	1.44
0:04:15	5,886.92	122.64	8.55	0:11:15	5,581.99	232.58	4.47	0:18:15	5,417.57	451.46	2.30	0:25:15	4,143.34	690.56	1.51	0:32:15	718.27	718.27	1.46
0:04:20	5,872.86	122.35	8.61	0:11:20	5,637.98	234.92	4.47	0:18:20	5,481.12	456.76	2.30	0:25:20	4,187.17	697.86	1.50	0:32:20	715.34	715.34	1.46
0:04:25	5,779.33	120.40	8.54	0:11:25	5,628.34	234.51	4.49	0:18:25	5,494.12	457.84	2.30	0:25:25	4,158.02	693.00	1.52	0:32:25	723.94	723.94	1.45
0:04:30	5,943.33	123.82	8.58	0:11:30	5,537.53	230.73	4.51	0:18:30	5,325.72	443.81	2.34	0:25:30	4,146.07	691.01	1.50	0:32:30	714.71	714.71	1.47
0:04:35	5,890.90	122.73	8.59	0:11:35	5,625.82	234.41	4.48	0:18:35	5,448.61	454.05	2.31	0:25:35	4,199.97	699.99	1.50	0:32:35	723.31	723.31	1.44
0:04:40	5,819.60	121.24	8.57	0:11:40	5,636.93	234.87	4.43	0:18:40	5,478.18	456.52	2.30	0:25:40	4,171.86	695.31	1.51	0:32:40	720.37	720.37	1.46
0:04:45	5,885.03	122.60	8.57	0:11:45	5,636.93	234.87	4.52	0:18:45	5,433.72	452.81	2.32	0:25:45	4,180.25	696.71	1.51	0:32:45	714.08	714.08	1.47
0:04:50	5,899.50	122.91	8.55	0:11:50	5,557.66	231.57	4.49	0:18:50	5,465.81	455.48	2.28	0:25:50	4,125.94	687.66	1.51	0:32:50	716.60	716.60	1.46
0:04:55	5,902.64	122.97	8.57	0:11:55	5,665.46	236.06	4.45	0:18:55	5,506.49	458.87	2.29	0:25:55	4,179.83	696.64	1.51	0:32:55	719.53	719.53	1.45
0:05:00	5,775.14	120.32	8.55	0:12:00	5,665.04	236.04	4.45	0:19:00	5,508.59	459.05	2.29	0:26:00	4,195.35	699.23	1.50	0:33:00	714.92	714.92	1.46
0:05:05	5,942.07	123.79	8.58	0:12:05	5,596.46	233.19	4.46	0:19:05	5,440.22	453.35	2.29	0:26:05	4,150.05	691.68	1.50	0:33:05	719.53	719.53	1.46
0:05:10	5,888.80	122.68	8.56	0:12:10	5,655.60	235.65	4.46	0:19:10	5,498.73	458.23	2.29	0:26:10	4,164.94	694.16	1.51	0:33:10	718.06	718.06	1.46
0:05:15	5,816.66	121.18	8.58	0:12:15	5,600.65	233.36	4.45	0:19:15	5,479.02	456.58	2.30	0:26:15	4,210.87	701.81	1.50	0:33:15	722.89	722.89	1.45
0:05:20	5,887.75	122.66	8.58	0:12:20	5,711.59	237.98	4.46	0:19:20	5,488.04	457.34	2.30	0:26:20	4,184.87	697.48	1.51	0:33:20	718.48	718.48	1.46
0:05:25	5,870.35	122.30	8.58	0:12:25	5,592.48	233.02	4.46	0:19:25	5,318.80	443.23	2.35	0:26:25	4,143.76	690.63	1.50	0:33:25	714.92	714.92	1.46
0:05:30	5,897.61	122.87	8.57	0:12:30	5,641.76	235.07	4.47	0:19:30	5,469.37	455.78	2.30	0:26:30	4,211.71	701.95	1.50	0:33:30	719.95	719.95	1.45
0:05:35	5,764.44	120.09	8.56	0:12:35	5,656.02	235.67	4.46	0:19:35	5,538.79	461.57	2.28	0:26:35	4,187.17	697.86	1.51	0:33:35	714.29	714.29	1.47
0:05:40	5,971.43	124.40	8.55	0:12:40	5,605.69	233.57	4.45	0:19:40	5,303.49	441.96	2.35	0:26:40	4,148.80	691.47	1.50	0:33:40	713.87	713.87	1.47
0:05:45	5,903.90	123.00	8.56	0:12:45	5,672.80	236.37	4.45	0:19:45	5,426.17	452.18	2.32	0:26:45	4,187.80	697.97	1.50	0:33:45	718.27	718.27	1.46
0:05:50	5,827.78	121.41	8.57	0:12:50	5,602.54	233.44	4.45	0:19:50	5,568.78	464.06	2.26	0:26:50	4,172.49	695.42	1.51	0:33:50	718.48	718.48	1.46
0:05:55	5,859.86	122.08	8.63	0:12:55	5,751.23	239.63	4.44	0:19:55	5,491.39	457.62	2.30	0:26:55	4,176.06	696.01	1.51	0:33:55	711.98	711.98	1.47
0:06:00	5,848.96	121.85	8.57	0:13:00	5,563.95	231.83	4.47	0:20:00	5,373.53	447.79	2.31	0:27:00	4,125.10	687.52	1.51	0:34:00	711.77	711.77	1.47
0:06:05	5,918.79	123.31	8.52	0:13:05	5,647.84	235.33	4.47	0:20:05	5,510.06	459.17	2.29	0:27:05	4,215.49	702.58	1.50	0:34:05	718.69	718.69	1.46
0:06:10	5,832.39	121.51	8.57	0:13:10	5,559.55	231.65	4.49	0:20:10	5,502.09	458.51	2.29	0:27:10	4,195.56	699.26	1.50	0:34:10	720.58	720.58	1.45
0:06:15	5,896.14	122.84	8.56	0:13:15	5,716.84	238.20	4.46	0:20:15	5,423.65	451.97	2.33	0:27:15	4,190.32	698.39	1.50	0:34:15	713.24	713.24	1.47
0:06:20	5,897.40	122.86	8.56	0:13:20	5,599.19	233.30	4.45	0:20:20	5,425.33	452.11	2.30	0:27:20	4,140.41	690.07	1.51	0:34:20	721.00	721.00	1.45
0:06:25	5,869.30	122.28	8.60	0:13:25	5,691.88	237.16	4.43	0:20:25	5,422.61	451.88	2.30	0:27:25	4,134.95	689.16	1.51	0:34:25	712.82	712.82	1.47
0:06:30	5,765.70	120.12	8.56	0:13:30	5,666.29	236.10	4.46	0:20:30	5,483.63	456.97	2.32	0:27:30	4,231.63	705.27	1.51	0:34:30	718.69	718.69	1.46
0:06:35	5,940.39	123.76	8.59	0:13:35	5,650.36	235.43	4.47	0:20:35	5,385.49	448.79	2.32	0:27:35	4,122.79	687.13	1.51	0:34:35	725.20	725.20	1.44
0:06:40	5,918.37	123.30	8.55	0:13:40	5,527.25	230.30	4.51	0:20:40	5,368.71	447.39	2.35	0:27:40	4,214.44	702.41	1.50	0:34:40	718.06	718.06	1.46
0:06:45	5,514.04	229.75	8.51	0:13:45	5,283.98	440.33	4.39	0:20:45	5,038.41	839.73	2.27	0:27:45	3,775.08	1,258.36	1.51	0:34:45	716.60	716.60	1.46
0:06:50	18.04	0.00	10.72	0:13:50	13.84	0.00	3.86	0:20:50	12.16	0.00	2.03	0:27:50	7.34	0.00	1.52	0:34:50	1.47	0.00	3.44
0:06:55	0.00	0.00	0.00	0:13:55	0.00	0.00	0.00	0:20:55	0.00	0.00	0.00	0:27:55	0.00	0.00	0.00	0:34:55	0.00	0.00	0.00

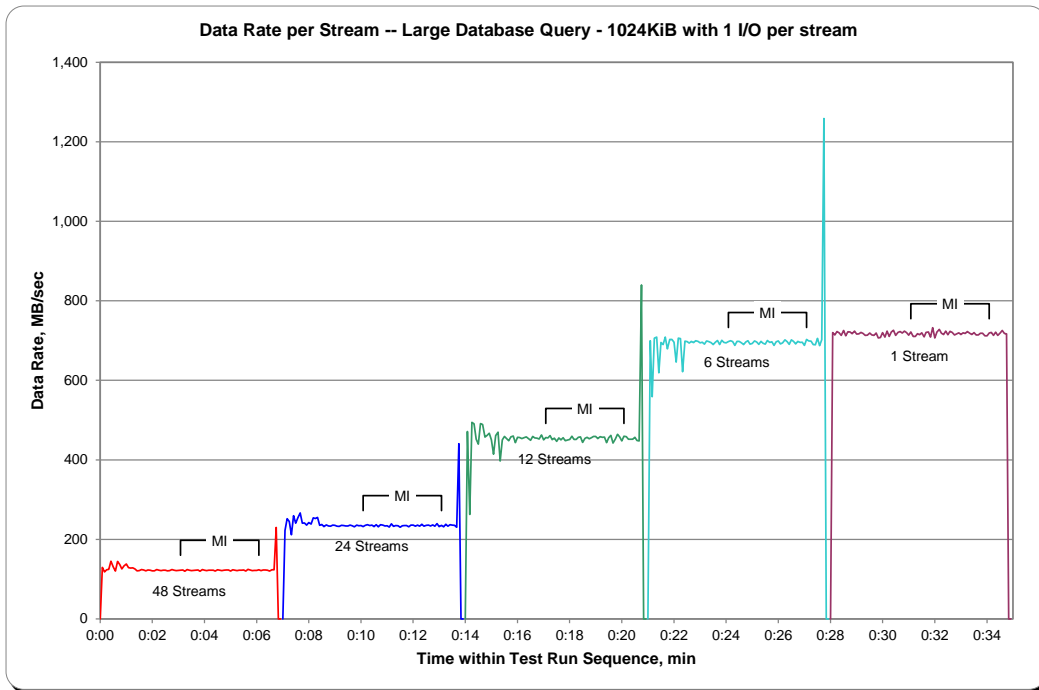
SPC-2 “Large Database Query/1024 KiB Transfer Size/1 Outstanding I/O” Average Data Rate Graph – Complete Test Run



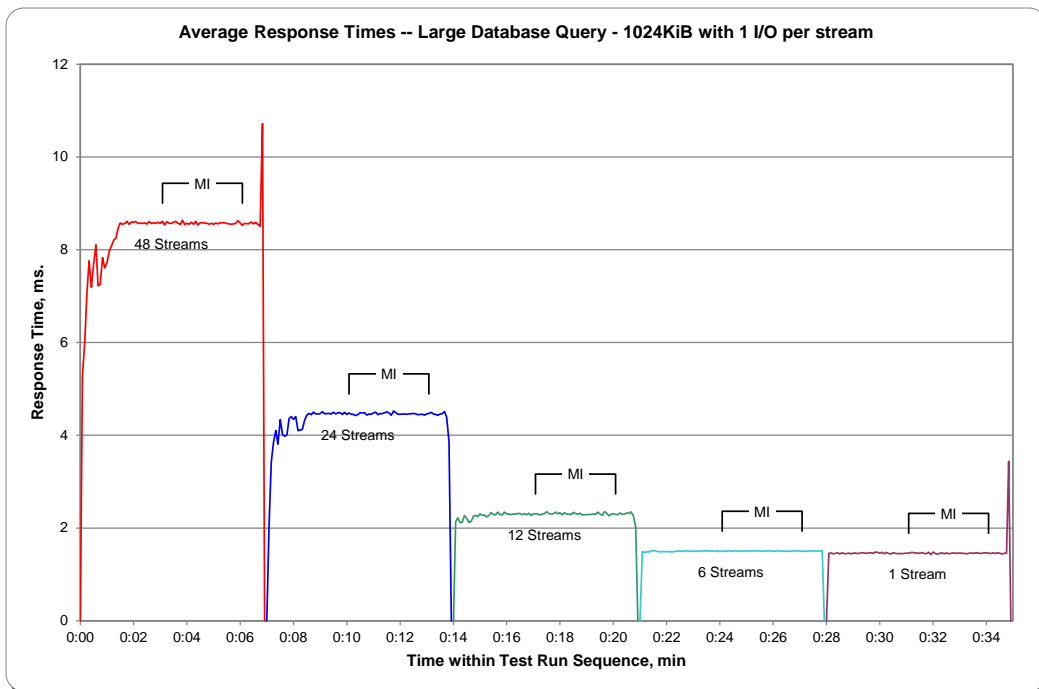
SPC-2 “Large Database Query/1024 KiB Transfer Size/1 Outstanding I/O” Average Data Rate Graph – Measurement Interval (MI) Only



SPC-2 “Large Database Query/1024 KiB Transfer Size/1 Outstanding I/O” Average Data Rate per Stream Graph



SPC-2 “Large Database Query/1024 KiB Transfer Size/1 Outstanding I/O” Average Response Time Graph



Large Database Query Test – 64 KiB TRANSFER SIZE Test Phase

Clause 10.6.8.2.1

5. *A table that will contain the following information for each "64 KiB Transfer Size, 4 Outstanding I/Os" Test Run:*
 - *The number of Streams specified.*
 - *The average data rate, average data rate per stream, and average Response Time reported at five second intervals.*
6. *Average Data Rate (intervals), Average Data Rate per Stream (intervals), and Average Response Time (intervals) graphs for the "64 KiB Transfer Size, 4 Outstanding I/Os" Test Runs as specified in Clauses 10.1.4 – 10.1.6.*
7. *A table that will contain the following information for each "64 KiB Transfer Size, 1 Outstanding I/O" Test Run:*
 - *The number of Streams specified.*
 - *The average data rate, average data rate per stream, and average Response Time reported at five second intervals.*
8. *Average Data Rate (intervals), Average Data Rate per Stream (intervals), and Average Response Time (intervals) graphs for the "64 KiB Transfer Size, 1 Outstanding I/O" Test Runs as specified in Clauses 10.1.4 – 10.1.6.*

The SPC-2 "Large Database Query/64 KiB TRANSFER SIZE/4 Outstanding I/Os" Test Run data is contained in the table that appears on the next page. That table is followed by graphs illustrating the average Data Rate, average Data Rate per Stream, and average Response Time produced by the same Test Runs. The table and graphs present the data at five-second intervals.

Immediately following the SPC-2 "Large Database Query/64 KiB TRANSFER SIZE/4 Outstanding I/Os" table and graphs will be the SPC-2 "Large Database Query/64 KiB TRANSFER SIZE/1 Outstanding I/O" table and graphs. The table contains the Test Run data and the graphs illustrate the average Data Rate, average Data Rate per Stream, and average Response Time produced by the Test Runs.

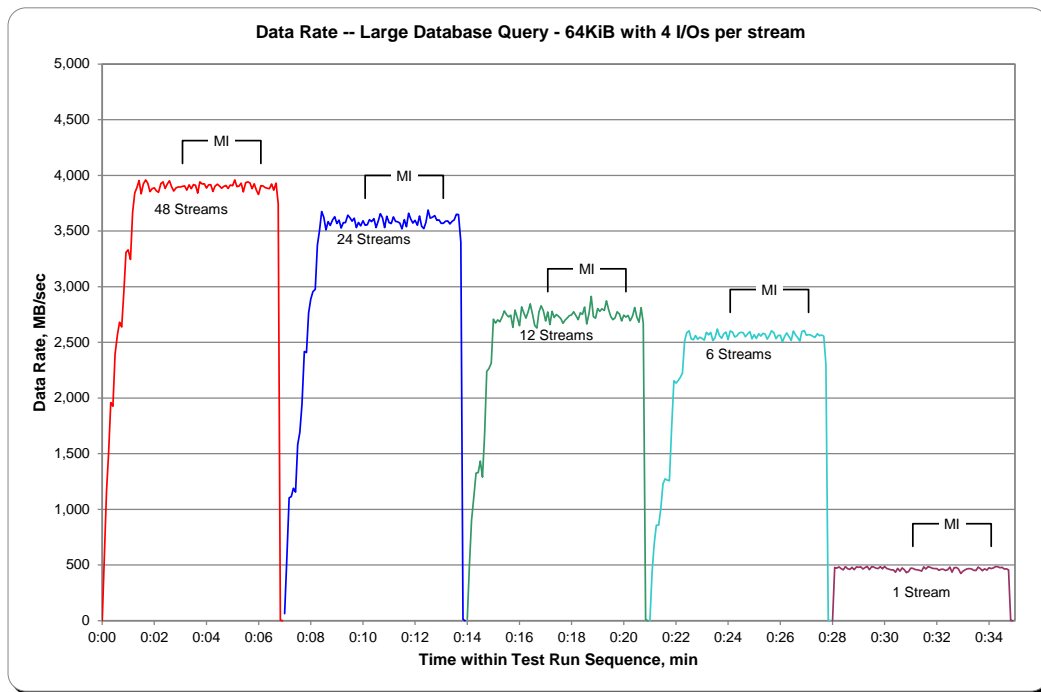
SPC-2 “Large Database Query/64 KiB Transfer Size/4 Outstanding I/Os” Test Run Data – Ramp-Up Period

TR11	48 Streams			TR12	24 Streams			TR13	12 Streams			TR14	6 Streams			TR15	1 Stream		
Test Run Sequence Time	Data Rate, MB/sec	Data Rate /Stream, MB/sec	Response Time, ms	Test Run Sequence Time	Data Rate, MB/sec	Data Rate /Stream, MB/sec	Response Time, ms	Test Run Sequence Time	Data Rate, MB/sec	Data Rate /Stream, MB/sec	Response Time, ms	Test Run Sequence Time	Data Rate, MB/sec	Data Rate /Stream, MB/sec	Response Time, ms	Test Run Sequence Time	Data Rate, MB/sec	Data Rate /Stream, MB/sec	Response Time, ms
0:00:00	0.00	0.00	0.00	0:07:00	63.44	63.44	0.58	0:14:00	13.51	13.51	0.88	0:21:00	0.00	0.00	0.00	0:28:00	0.00	0.00	0.00
0:00:05	575.76	82.25	1.45	0:07:05	594.74	118.95	1.50	0:14:05	497.42	165.81	1.08	0:21:05	431.75	431.75	0.60	0:28:05	477.20	477.20	0.54
0:00:10	1,156.77	82.63	2.46	0:07:10	1,104.13	184.02	1.29	0:14:10	901.84	225.46	0.99	0:21:10	689.43	344.71	0.59	0:28:10	471.76	471.76	0.55
0:00:15	1,512.98	84.05	2.80	0:07:15	1,114.30	159.19	1.50	0:14:15	1,117.91	223.58	1.04	0:21:15	858.06	429.03	0.61	0:28:15	484.17	484.17	0.54
0:00:20	1,958.91	89.04	2.75	0:07:20	1,189.06	148.63	1.75	0:14:20	1,326.82	265.36	0.98	0:21:20	858.36	429.18	0.61	0:28:20	469.08	469.08	0.55
0:00:25	1,925.75	80.24	3.23	0:07:25	1,155.11	144.39	1.80	0:14:25	1,329.30	265.86	0.98	0:21:25	1,009.86	336.62	0.61	0:28:25	456.51	456.51	0.57
0:00:30	2,393.50	92.06	2.79	0:07:30	1,581.73	158.17	1.58	0:14:30	1,433.70	238.95	1.03	0:21:30	1,227.16	409.05	0.63	0:28:30	484.69	484.69	0.54
0:00:35	2,567.11	91.68	2.73	0:07:35	1,691.77	153.80	1.60	0:14:35	1,290.36	215.06	1.21	0:21:35	1,274.04	424.68	0.62	0:28:35	465.82	465.82	0.56
0:00:40	2,680.68	95.74	2.74	0:07:40	1,944.84	129.66	1.72	0:14:40	1,675.78	186.20	1.10	0:21:40	1,263.17	421.06	0.62	0:28:40	461.06	461.06	0.56
0:00:45	2,639.10	85.13	2.86	0:07:45	2,418.54	161.24	1.65	0:14:45	2,239.05	248.78	1.05	0:21:45	1,256.31	418.77	0.62	0:28:45	478.90	478.90	0.54
0:00:50	2,950.73	81.96	2.95	0:07:50	2,407.95	150.50	1.70	0:14:50	2,265.09	226.51	1.02	0:21:50	1,711.53	342.31	0.61	0:28:50	458.22	458.22	0.57
0:00:55	3,307.58	89.39	2.86	0:07:55	2,764.42	153.58	1.61	0:14:55	2,313.17	210.29	1.16	0:21:55	2,154.60	430.92	0.61	0:28:55	484.25	484.25	0.54
0:01:00	3,331.39	87.67	2.97	0:08:00	2,887.86	160.44	1.63	0:15:00	2,708.05	246.19	1.06	0:22:00	2,133.16	426.63	0.61	0:29:00	479.85	479.85	0.54
0:01:05	3,245.36	83.21	3.04	0:08:05	2,955.57	164.20	1.60	0:15:05	2,673.85	243.08	1.07	0:22:05	2,157.42	431.48	0.60	0:29:05	483.58	483.58	0.54
0:01:10	3,666.89	87.31	2.95	0:08:10	2,976.47	148.82	1.66	0:15:10	2,702.16	245.65	1.07	0:22:10	2,185.39	437.08	0.60	0:29:10	464.61	464.61	0.56
0:01:15	3,841.89	87.32	2.93	0:08:15	3,373.70	160.65	1.61	0:15:15	2,683.70	243.97	1.07	0:22:15	2,224.74	370.79	0.60	0:29:15	477.98	477.98	0.54
0:01:20	3,890.22	88.41	2.94	0:08:20	3,505.55	146.06	1.65	0:15:20	2,728.80	227.40	1.08	0:22:20	2,512.26	418.71	0.62	0:29:20	487.99	487.99	0.53
0:01:25	3,953.92	82.37	3.04	0:08:25	3,674.95	153.12	1.71	0:15:25	2,782.31	231.86	1.12	0:22:25	2,585.95	430.99	0.61	0:29:25	458.94	458.94	0.57
0:01:30	3,834.21	79.88	3.24	0:08:30	3,622.91	150.95	1.74	0:15:30	2,750.36	229.20	1.14	0:22:30	2,604.29	434.05	0.60	0:29:30	485.24	485.24	0.53
0:01:35	3,922.18	81.71	3.22	0:08:35	3,509.98	146.25	1.77	0:15:35	2,728.48	227.37	1.15	0:22:35	2,531.51	421.92	0.61	0:29:35	481.69	481.69	0.54
0:01:40	3,959.02	82.48	3.18	0:08:40	3,584.19	149.34	1.76	0:15:40	2,743.47	228.62	1.13	0:22:40	2,524.24	420.71	0.62	0:29:40	471.84	471.84	0.55
0:01:45	3,928.29	81.84	3.21	0:08:45	3,550.59	147.94	1.75	0:15:45	2,634.74	219.56	1.19	0:22:45	2,561.37	426.89	0.61	0:29:45	467.90	467.90	0.56
0:01:50	3,853.98	80.29	3.24	0:08:50	3,599.23	149.97	1.75	0:15:50	2,790.91	232.58	1.13	0:22:50	2,527.19	421.20	0.61	0:29:50	485.54	485.54	0.54
0:01:55	3,880.99	80.85	3.25	0:08:55	3,628.70	151.20	1.74	0:15:55	2,718.91	226.58	1.16	0:22:55	2,546.31	424.38	0.61	0:29:55	466.95	466.95	0.56
0:02:00	3,888.10	81.00	3.24	0:09:00	3,568.12	148.67	1.76	0:16:00	2,650.86	220.91	1.17	0:23:00	2,535.90	422.65	0.62	0:30:00	486.65	486.65	0.53
0:02:05	3,861.76	80.45	3.27	0:09:05	3,598.55	149.94	1.75	0:16:05	2,818.80	234.90	1.12	0:23:05	2,520.26	420.04	0.62	0:30:05	468.97	468.97	0.55
0:02:10	3,846.97	80.15	3.24	0:09:10	3,526.55	146.94	1.77	0:16:10	2,765.89	230.49	1.14	0:23:10	2,589.79	431.63	0.60	0:30:10	462.79	462.79	0.56
0:02:15	3,927.17	81.82	3.21	0:09:15	3,574.72	148.95	1.76	0:16:15	2,716.76	226.40	1.15	0:23:15	2,567.08	427.85	0.61	0:30:15	456.60	456.60	0.57
0:02:20	3,940.97	82.10	3.20	0:09:20	3,575.91	149.00	1.74	0:16:20	2,772.60	231.05	1.13	0:23:20	2,587.77	431.30	0.61	0:30:20	456.39	456.39	0.57
0:02:25	3,881.77	80.87	3.21	0:09:25	3,641.92	151.75	1.73	0:16:25	2,846.73	237.23	1.10	0:23:25	2,515.87	419.31	0.62	0:30:25	436.23	436.23	0.60
0:02:30	3,922.62	81.72	3.21	0:09:30	3,619.80	150.82	1.74	0:16:30	2,749.51	229.13	1.14	0:23:30	2,540.12	423.35	0.61	0:30:30	470.89	470.89	0.55
0:02:35	3,951.61	82.33	3.19	0:09:35	3,587.59	149.48	1.76	0:16:35	2,651.94	221.00	1.17	0:23:35	2,620.06	436.68	0.60	0:30:35	445.35	445.35	0.58
0:02:40	3,898.20	81.21	3.24	0:09:40	3,615.64	150.65	1.74	0:16:40	2,628.26	219.02	1.20	0:23:40	2,558.97	426.49	0.61	0:30:40	473.34	473.34	0.55
0:02:45	3,859.80	80.41	3.23	0:09:45	3,530.09	147.09	1.76	0:16:45	2,775.27	231.27	1.13	0:23:45	2,536.60	422.77	0.61	0:30:45	458.03	458.03	0.57
0:02:50	3,887.11	80.98	3.23	0:09:50	3,577.72	149.07	1.76	0:16:50	2,827.86	235.66	1.10	0:23:50	2,577.98	429.66	0.61	0:30:50	432.14	432.14	0.60
0:02:55	3,894.83	81.14	3.24	0:09:55	3,545.91	147.75	1.76	0:16:55	2,786.27	232.19	1.13	0:23:55	2,592.46	432.08	0.60	0:30:55	440.73	440.73	0.59
0:03:00	3,895.00	81.15	3.22	0:10:00	3,592.88	149.70	1.75	0:17:00	2,691.43	224.29	1.16	0:24:00	2,524.81	420.80	0.61	0:31:00	472.79	472.79	0.55

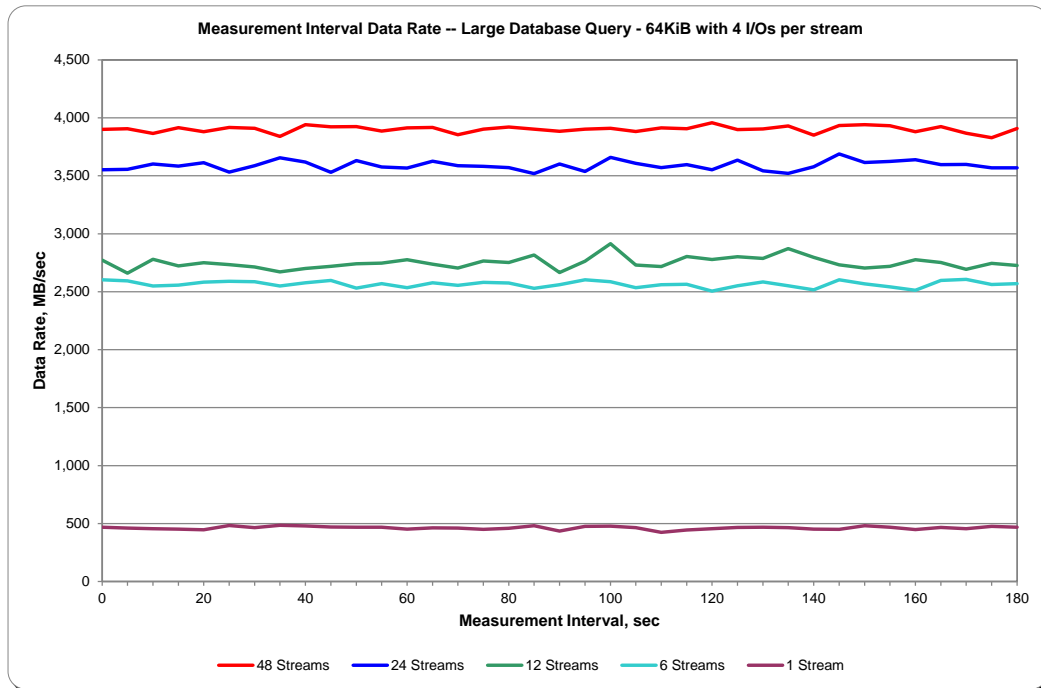
SPC-2 “Large Database Query/64 KiB Transfer Size/4 Outstanding I/Os” Test Run Data Measurement Interval, Run-Out, and Ramp-Down Periods

TR11				TR12				TR13				TR14				TR15			
Test Run Sequence Time	48 Streams			Test Run Sequence Time	24 Streams			Test Run Sequence Time	12 Streams			Test Run Sequence Time	6 Streams			Test Run Sequence Time	1 Stream		
	Data Rate, MB/sec	Data Rate / Stream, MB/sec	Response Time, ms		Data Rate, MB/sec	Data Rate / Stream, MB/sec	Response Time, ms		Data Rate, MB/sec	Data Rate / Stream, MB/sec	Response Time, ms		Data Rate, MB/sec	Data Rate / Stream, MB/sec	Response Time, ms		Data Rate, MB/sec	Data Rate / Stream, MB/sec	Response Time, ms
0:03:05	3,904.04	81.27	3.20	0:10:05	3,552.80	148.03	1.77	0:17:05	2,772.91	231.08	1.14	0:24:05	2,603.08	433.85	0.60	0:31:05	469.46	469.46	0.56
0:03:10	3,905.47	81.36	3.23	0:10:10	3,556.03	148.17	1.77	0:17:10	2,659.72	221.64	1.17	0:24:10	2,593.18	432.20	0.60	0:31:10	461.23	461.23	0.56
0:03:15	3,866.19	80.55	3.26	0:10:15	3,602.90	150.12	1.75	0:17:15	2,779.45	231.62	1.13	0:24:15	2,549.05	424.84	0.61	0:31:15	455.84	455.84	0.57
0:03:20	3,914.64	81.55	3.22	0:10:20	3,584.02	149.33	1.74	0:17:20	2,723.61	226.97	1.15	0:24:20	2,557.81	426.30	0.61	0:31:20	452.63	452.63	0.57
0:03:25	3,880.79	80.85	3.21	0:10:25	3,612.41	150.52	1.74	0:17:25	2,750.14	229.18	1.13	0:24:25	2,582.21	430.37	0.60	0:31:25	445.85	445.85	0.58
0:03:30	3,917.01	81.60	3.22	0:10:30	3,531.56	147.15	1.76	0:17:30	2,733.97	227.83	1.15	0:24:30	2,589.99	431.67	0.61	0:31:30	483.77	483.77	0.54
0:03:35	3,910.30	81.46	3.22	0:10:35	3,587.68	149.49	1.76	0:17:35	2,713.32	226.11	1.16	0:24:35	2,586.08	431.01	0.61	0:31:35	464.93	464.93	0.56
0:03:40	3,840.58	80.01	3.24	0:10:40	3,655.46	152.31	1.72	0:17:40	2,672.08	222.67	1.18	0:24:40	2,549.47	424.91	0.61	0:31:40	485.60	485.60	0.54
0:03:45	3,941.29	82.11	3.20	0:10:45	3,619.24	150.80	1.74	0:17:45	2,700.72	225.06	1.15	0:24:45	2,577.98	429.66	0.61	0:31:45	478.82	478.82	0.54
0:03:50	3,922.93	81.73	3.22	0:10:50	3,530.64	147.11	1.76	0:17:50	2,718.43	226.54	1.16	0:24:50	2,596.88	432.81	0.60	0:31:50	469.98	469.98	0.55
0:03:55	3,925.07	81.77	3.21	0:10:55	3,631.72	151.32	1.73	0:17:55	2,741.10	228.43	1.15	0:24:55	2,532.02	422.00	0.61	0:31:55	469.03	469.03	0.55
0:04:00	3,886.22	80.96	3.21	0:11:00	3,575.48	148.98	1.76	0:18:00	2,746.74	228.90	1.13	0:25:00	2,569.49	428.25	0.61	0:32:00	467.87	467.87	0.56
0:04:05	3,914.52	81.55	3.22	0:11:05	3,566.72	148.61	1.75	0:18:05	2,775.79	231.32	1.13	0:25:05	2,534.40	422.40	0.62	0:32:05	452.89	452.89	0.57
0:04:10	3,916.84	81.60	3.22	0:11:10	3,626.44	151.10	1.74	0:18:10	2,737.92	228.16	1.15	0:25:10	2,577.28	429.55	0.61	0:32:10	462.25	462.25	0.56
0:04:15	3,854.45	80.30	3.24	0:11:15	3,586.60	149.44	1.76	0:18:15	2,704.45	225.37	1.16	0:25:15	2,555.47	425.91	0.61	0:32:15	461.65	461.65	0.56
0:04:20	3,902.75	81.31	3.23	0:11:20	3,582.13	149.26	1.76	0:18:20	2,765.15	230.43	1.12	0:25:20	2,580.35	430.06	0.61	0:32:20	450.13	450.13	0.58
0:04:25	3,920.58	81.68	3.21	0:11:25	3,570.71	148.78	1.74	0:18:25	2,751.84	229.32	1.14	0:25:25	2,574.73	429.12	0.61	0:32:25	458.96	458.96	0.57
0:04:30	3,902.97	81.31	3.23	0:11:30	3,519.12	146.63	1.79	0:18:30	2,817.20	234.77	1.12	0:25:30	2,529.12	421.52	0.61	0:32:30	482.12	482.12	0.54
0:04:35	3,884.16	80.92	3.21	0:11:35	3,601.31	150.05	1.75	0:18:35	2,665.35	222.11	1.17	0:25:35	2,561.34	426.89	0.60	0:32:35	436.26	436.26	0.60
0:04:40	3,902.15	81.29	3.23	0:11:40	3,538.23	147.43	1.76	0:18:40	2,764.11	230.34	1.14	0:25:40	2,603.60	433.93	0.61	0:32:40	475.66	475.66	0.55
0:04:45	3,909.94	81.46	3.23	0:11:45	3,659.41	152.48	1.72	0:18:45	2,913.94	242.83	1.08	0:25:45	2,586.16	431.03	0.61	0:32:45	477.51	477.51	0.54
0:04:50	3,882.76	80.89	3.21	0:11:50	3,608.28	150.34	1.75	0:18:50	2,730.69	227.56	1.15	0:25:50	2,533.97	422.33	0.61	0:32:50	465.03	465.03	0.56
0:04:55	3,913.35	81.53	3.22	0:11:55	3,571.04	148.79	1.76	0:18:55	2,718.02	226.50	1.14	0:25:55	2,561.27	426.88	0.61	0:32:55	424.23	424.23	0.61
0:05:00	3,906.78	81.39	3.23	0:12:00	3,595.90	149.83	1.73	0:19:00	2,803.69	233.64	1.12	0:26:00	2,564.41	427.40	0.61	0:33:00	445.49	445.49	0.58
0:05:05	3,958.74	82.47	3.18	0:12:05	3,552.00	148.00	1.77	0:19:05	2,778.11	231.51	1.13	0:26:05	2,504.47	417.41	0.62	0:33:05	455.86	455.86	0.57
0:05:10	3,898.75	81.22	3.20	0:12:10	3,634.89	151.45	1.73	0:19:10	2,802.61	233.55	1.11	0:26:10	2,551.33	425.22	0.61	0:33:10	466.15	466.15	0.56
0:05:15	3,904.07	81.33	3.23	0:12:15	3,543.13	147.63	1.76	0:19:15	2,786.85	232.24	1.13	0:26:15	2,584.27	430.71	0.61	0:33:15	468.52	468.52	0.56
0:05:20	3,930.52	81.89	3.21	0:12:20	3,521.53	146.73	1.79	0:19:20	2,872.90	239.41	1.09	0:26:20	2,551.13	425.19	0.61	0:33:20	464.84	464.84	0.56
0:05:25	3,851.62	80.24	3.24	0:12:25	3,578.16	149.09	1.76	0:19:25	2,795.88	232.99	1.12	0:26:25	2,517.01	419.50	0.62	0:33:25	452.66	452.66	0.58
0:05:30	3,934.31	81.96	3.20	0:12:30	3,688.45	153.69	1.71	0:19:30	2,731.71	227.64	1.14	0:26:30	2,603.08	433.85	0.60	0:33:30	450.64	450.64	0.58
0:05:35	3,941.16	82.11	3.20	0:12:35	3,615.68	150.65	1.72	0:19:35	2,703.71	225.31	1.16	0:26:35	2,568.51	428.08	0.61	0:33:35	482.28	482.28	0.54
0:05:40	3,932.07	81.92	3.21	0:12:40	3,624.77	151.03	1.74	0:19:40	2,718.54	226.54	1.16	0:26:40	2,542.67	423.78	0.61	0:33:40	468.46	468.46	0.55
0:05:45	3,879.89	80.83	3.21	0:12:45	3,638.31	151.60	1.73	0:19:45	2,775.69	231.31	1.12	0:26:45	2,511.84	418.64	0.62	0:33:45	448.16	448.16	0.58
0:05:50	3,924.56	81.76	3.21	0:12:50	3,597.02	149.88	1.73	0:19:50	2,753.29	229.44	1.14	0:26:50	2,598.14	433.02	0.61	0:33:50	465.99	465.99	0.56
0:05:55	3,867.65	80.58	3.26	0:12:55	3,599.12	149.96	1.75	0:19:55	2,693.22	224.43	1.17	0:26:55	2,606.19	434.37	0.60	0:33:55	455.03	455.03	0.57
0:06:00	3,829.10	79.77	3.25	0:13:00	3,569.63	148.73	1.76	0:20:00	2,745.03	228.75	1.14	0:27:00	2,563.14	427.19	0.60	0:34:00	475.19	475.19	0.55
0:06:05	3,907.79	81.41	3.23	0:13:05	3,569.08	148.71	1.77	0:20:05	2,725.94	227.16	1.16	0:27:05	2,570.26	428.38	0.61	0:34:05	468.84	468.84	0.56
0:06:10	3,905.74	81.37	3.22	0:13:10	3,588.23	149.51	1.75	0:20:10	2,741.92	228.49	1.13	0:27:10	2,566.52	427.75	0.61	0:34:10	472.96	472.96	0.55
0:06:15	3,889.57	81.03	3.25	0:13:15	3,590.79	149.62	1.74	0:20:15	2,693.70	224.47	1.17	0:27:15	2,553.27	425.55	0.61	0:34:15	484.57	484.57	0.54
0:06:20	3,884.07	80.92	3.21	0:13:20	3,564.09	148.50	1.77	0:20:20	2,737.27	228.11	1.15	0:27:20	2,544.10	424.02	0.61	0:34:20	484.91	484.91	0.54
0:06:25	3,880.11	80.84	3.25	0:13:25	3,586.11	149.42	1.76	0:20:25	2,812.71	234.39	1.11	0:27:25	2,577.48	429.58	0.61	0:34:25	476.15	476.15	0.55
0:06:30	3,921.77	81.70	3.22	0:13:30	3,599.93	150.00	1.73	0:20:30	2,726.14	227.18	1.15	0:27:30	2,559.62	426.60	0.61	0:34:30	479.26	479.26	0.54
0:06:35	3,866.27	80.55	3.23	0:13:35	3,649.59	152.07	1.73	0:20:35	2,681.46	223.46	1.17	0:27:35	2,566.41	427.74	0.60	0:34:35	464.19	464.19	0.56
0:06:40	3,930.18	81.88	3.21	0:13:40	3,648.04	152.00	1.73	0:20:40	2,810.46	234.20	1.12	0:27:40	2,555.38	425.90	0.61	0:34:40	466.94	466.94	0.56
0:06:45	3,745.31	156.05	3.05	0:13:45	3,400.63	283.39	1.66	0:20:45	2,672.48	445.41	1.05	0:27:45	2,302.80	767.60	0.61	0:34:45	455.77	455.77	0.57
0:06:50	4.29	0.00	1.95	0:13:50	11.39	0.00	1.21	0:20:50	9.02	0.00	0.71	0:27:50	4.66	0.00	0.67	0:34:50	1.74	0.00	0.75
0:06:55	0.00	0.00	0.00	0:13:55	0.00	0.00	0.00	0:20:55	0.00	0.00	0.00	0:27:55	0.00	0.00	0.00	0:34:55	0.00	0.00	0.00

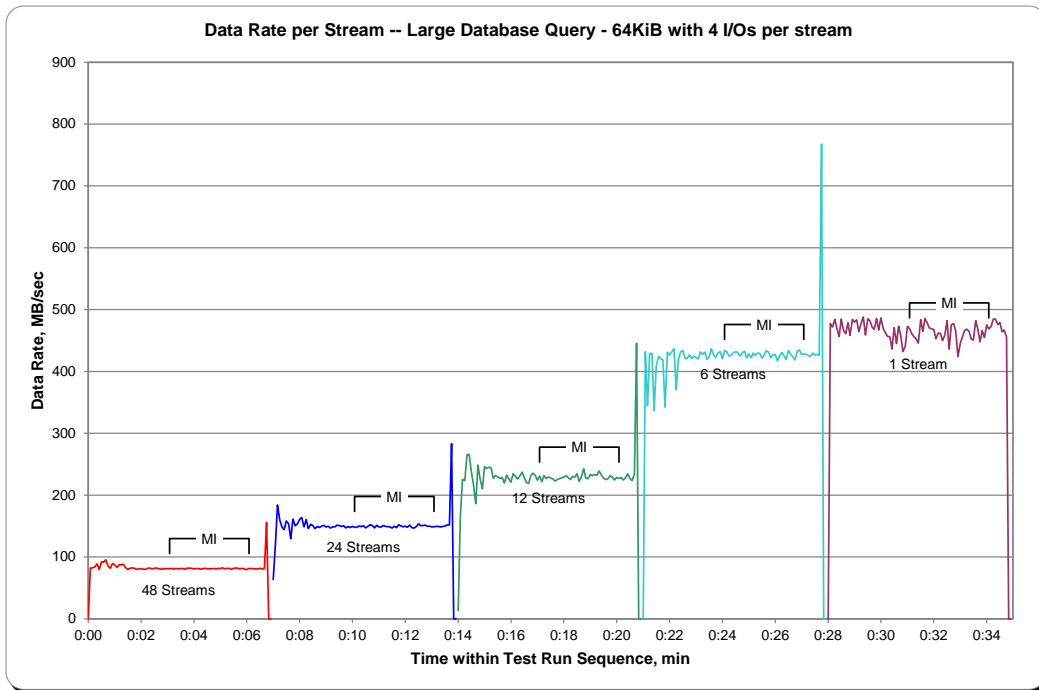
SPC-2 “Large Database Query/64 KiB Transfer Size/4 Outstanding I/Os” Average Data Rate Graph – Complete Test Run



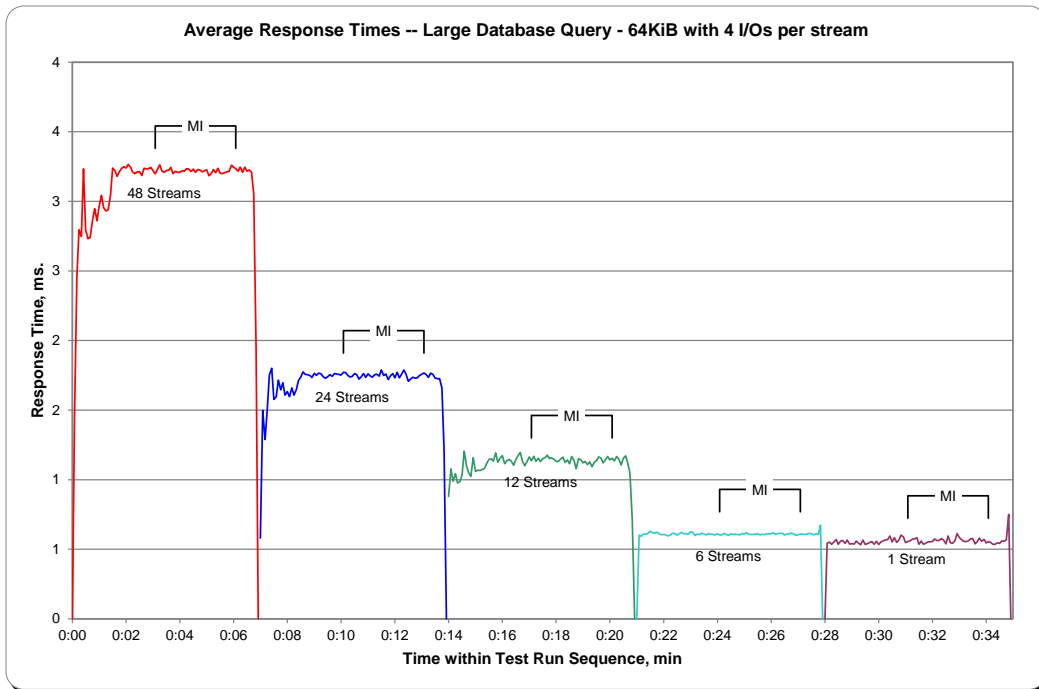
SPC-2 “Large Database Query/64 KiB Transfer Size/4 Outstanding I/Os” Average Data Rate Graph – Measurement Interval (MI) Only



SPC-2 “Large Database Query/64 KiB Transfer Size/4 Outstanding I/Os” Average Data Rate per Stream Graph



SPC-2 “Large Database Query/64 KiB Transfer Size/4 Outstanding I/Os” Average Response Time Graph



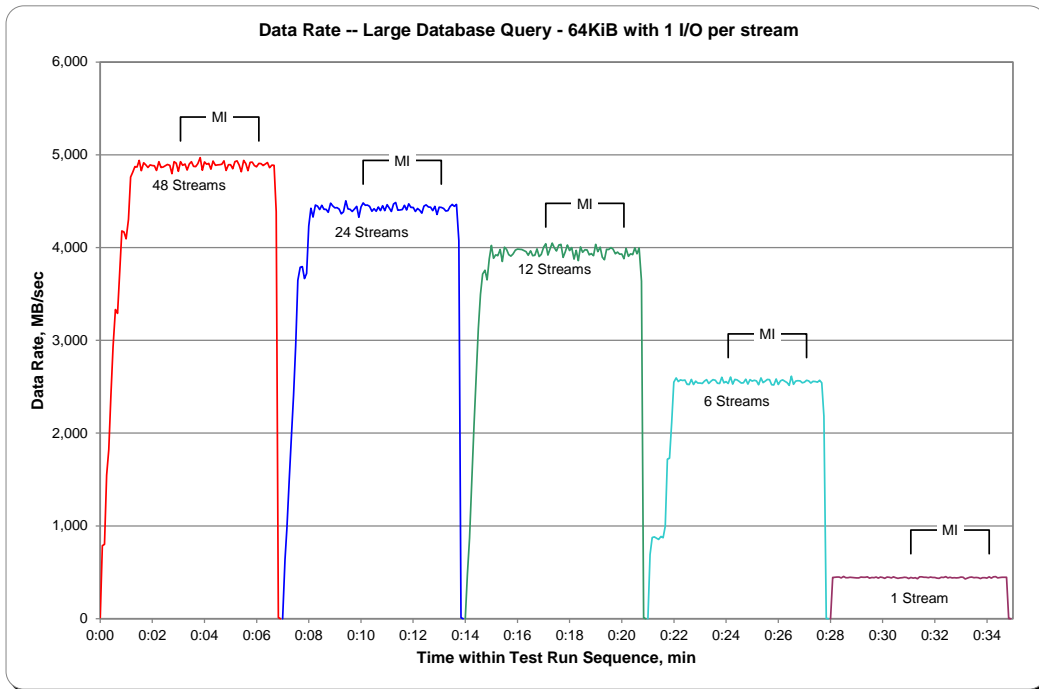
SPC-2 “Large Database Query/64 KiB Transfer Size/1 Outstanding I/O” Test Run Data – Ramp-Up Period

TR16				TR17				TR18				TR19				TR20			
Test Run Sequence Time	48 Streams		Response Time, ms	Test Run Sequence Time	24 Streams		Response Time, ms	Test Run Sequence Time	12 Streams		Response Time, ms	Test Run Sequence Time	6 Streams		Response Time, ms	Test Run Sequence Time	1 Stream		
	Data Rate, MB/sec	Data Rate /Stream, MB/sec			Data Rate, MB/sec	Data Rate /Stream, MB/sec			Data Rate, MB/sec	Data Rate /Stream, MB/sec			Data Rate, MB/sec	Data Rate /Stream, MB/sec			Data Rate, MB/sec	Data Rate /Stream, MB/sec	Data Rate, MB/sec
0:00:00	10.44	10.44	0.31	0:07:00	0.00	0.00	0.00	0:14:00	0.00	0.00	0.00	0:21:00	0.00	0.00	0.00	0:28:00	0.00	0.00	0.00
0:00:05	787.33	112.48	0.30	0:07:05	635.86	317.93	0.16	0:14:05	480.14	240.07	0.17	0:21:05	690.13	345.07	0.15	0:28:05	444.37	444.37	0.15
0:00:10	801.97	89.11	0.64	0:07:10	976.83	162.81	0.26	0:14:10	867.21	216.80	0.19	0:21:10	875.04	437.52	0.15	0:28:10	446.07	446.07	0.15
0:00:15	1,546.69	128.89	0.44	0:07:15	1,505.22	188.15	0.32	0:14:15	1,459.29	291.86	0.19	0:21:15	880.82	440.41	0.15	0:28:15	447.93	447.93	0.14
0:00:20	1,820.44	95.81	0.56	0:07:20	1,963.67	196.37	0.31	0:14:20	2,093.27	299.04	0.19	0:21:20	868.27	434.14	0.15	0:28:20	448.87	448.87	0.14
0:00:25	2,408.84	100.37	0.59	0:07:25	2,406.74	171.91	0.33	0:14:25	2,612.09	290.23	0.19	0:21:25	855.23	427.61	0.15	0:28:25	440.57	440.57	0.15
0:00:30	2,930.46	108.54	0.57	0:07:30	2,944.92	173.23	0.34	0:14:30	3,127.94	312.79	0.20	0:21:30	886.35	443.18	0.15	0:28:30	456.91	456.91	0.14
0:00:35	3,331.01	118.96	0.55	0:07:35	3,647.83	182.39	0.32	0:14:35	3,496.48	317.86	0.19	0:21:35	872.99	436.50	0.15	0:28:35	441.39	441.39	0.15
0:00:40	3,291.12	102.85	0.59	0:07:40	3,787.40	189.37	0.35	0:14:40	3,713.54	337.59	0.19	0:21:40	996.23	249.06	0.15	0:28:40	441.28	441.28	0.15
0:00:45	3,732.26	106.64	0.57	0:07:45	3,795.69	189.78	0.34	0:14:45	3,755.17	341.38	0.19	0:21:45	1,720.44	430.11	0.15	0:28:45	447.75	447.75	0.14
0:00:50	4,178.79	116.08	0.56	0:07:50	3,665.71	183.29	0.35	0:14:50	3,652.39	332.04	0.19	0:21:50	1,730.48	432.62	0.15	0:28:50	443.39	443.39	0.15
0:00:55	4,168.83	109.71	0.57	0:07:55	3,722.43	186.12	0.35	0:14:55	3,878.53	323.21	0.19	0:21:55	2,110.48	351.75	0.15	0:28:55	441.47	441.47	0.15
0:01:00	4,093.31	107.72	0.60	0:08:00	4,232.27	192.38	0.33	0:15:00	4,022.33	335.19	0.19	0:22:00	2,548.30	424.72	0.15	0:29:00	439.83	439.83	0.15
0:01:05	4,303.80	104.97	0.61	0:08:05	4,424.70	201.12	0.32	0:15:05	3,884.61	323.72	0.20	0:22:05	2,594.20	432.37	0.15	0:29:05	438.92	438.92	0.15
0:01:10	4,759.79	105.77	0.59	0:08:10	4,328.79	196.76	0.33	0:15:10	3,921.11	326.76	0.20	0:22:10	2,555.40	425.90	0.15	0:29:10	449.90	449.90	0.14
0:01:15	4,813.29	104.64	0.62	0:08:15	4,458.82	185.78	0.34	0:15:15	3,911.49	325.96	0.20	0:22:15	2,574.94	429.16	0.15	0:29:15	447.69	447.69	0.14
0:01:20	4,873.82	105.95	0.62	0:08:20	4,447.74	185.32	0.35	0:15:20	3,978.57	331.55	0.20	0:22:20	2,566.76	427.79	0.15	0:29:20	445.73	445.73	0.15
0:01:25	4,868.77	101.43	0.63	0:08:25	4,410.46	183.77	0.35	0:15:25	3,851.25	320.94	0.20	0:22:25	2,571.16	428.53	0.15	0:29:25	452.12	452.12	0.14
0:01:30	4,938.65	102.89	0.64	0:08:30	4,456.68	185.69	0.35	0:15:30	4,004.78	333.73	0.19	0:22:30	2,527.16	421.19	0.15	0:29:30	436.38	436.38	0.15
0:01:35	4,829.31	100.61	0.64	0:08:35	4,412.63	183.86	0.35	0:15:35	3,978.72	331.56	0.20	0:22:35	2,522.89	420.48	0.15	0:29:35	444.68	444.68	0.15
0:01:40	4,913.85	102.37	0.64	0:08:40	4,411.56	183.81	0.35	0:15:40	3,924.87	327.07	0.20	0:22:40	2,578.67	429.78	0.15	0:29:40	442.55	442.55	0.15
0:01:45	4,890.58	101.89	0.64	0:08:45	4,379.08	182.46	0.35	0:15:45	3,908.05	325.67	0.20	0:22:45	2,524.56	420.76	0.15	0:29:45	449.02	449.02	0.14
0:01:50	4,864.54	101.34	0.64	0:08:50	4,478.52	186.61	0.35	0:15:50	3,930.37	327.53	0.20	0:22:50	2,560.78	426.80	0.15	0:29:50	437.53	437.53	0.15
0:01:55	4,890.16	101.88	0.64	0:08:55	4,449.59	185.40	0.35	0:15:55	3,971.63	330.97	0.20	0:22:55	2,539.28	423.21	0.15	0:29:55	448.10	448.10	0.14
0:02:00	4,883.18	101.73	0.64	0:09:00	4,428.07	184.50	0.35	0:16:00	3,984.50	332.04	0.19	0:23:00	2,540.13	423.36	0.15	0:30:00	443.76	443.76	0.15
0:02:05	4,882.54	101.72	0.64	0:09:05	4,431.20	184.63	0.35	0:16:05	3,981.80	331.82	0.20	0:23:05	2,535.79	422.63	0.15	0:30:05	436.16	436.16	0.15
0:02:10	4,830.62	100.64	0.64	0:09:10	4,414.61	183.94	0.36	0:16:10	3,979.65	331.64	0.20	0:23:10	2,559.57	426.60	0.15	0:30:10	448.74	448.74	0.14
0:02:15	4,925.00	102.60	0.64	0:09:15	4,364.18	181.84	0.36	0:16:15	3,968.63	330.72	0.19	0:23:15	2,577.21	429.54	0.15	0:30:15	447.73	447.73	0.14
0:02:20	4,863.82	101.33	0.65	0:09:20	4,384.30	182.68	0.35	0:16:20	3,955.42	329.62	0.20	0:23:20	2,535.15	422.53	0.15	0:30:20	438.92	438.92	0.15
0:02:25	4,868.27	101.42	0.64	0:09:25	4,504.78	187.70	0.35	0:16:25	3,918.20	326.52	0.20	0:23:25	2,559.32	426.55	0.15	0:30:25	450.16	450.16	0.14
0:02:30	4,882.08	101.71	0.64	0:09:30	4,416.29	184.01	0.35	0:16:30	3,966.15	330.51	0.20	0:23:30	2,577.24	429.54	0.15	0:30:30	441.23	441.23	0.15
0:02:35	4,896.54	102.01	0.64	0:09:35	4,411.94	183.83	0.36	0:16:35	3,913.18	326.10	0.20	0:23:35	2,568.99	428.17	0.15	0:30:35	435.59	435.59	0.15
0:02:40	4,886.25	101.80	0.64	0:09:40	4,389.75	182.91	0.35	0:16:40	3,917.63	326.47	0.20	0:23:40	2,537.87	422.98	0.15	0:30:40	439.66	439.66	0.15
0:02:45	4,795.65	99.91	0.65	0:09:45	4,415.07	183.96	0.35	0:16:45	3,986.26	332.19	0.20	0:23:45	2,535.34	422.56	0.15	0:30:45	441.02	441.02	0.15
0:02:50	4,925.10	102.61	0.64	0:09:50	4,445.28	185.22	0.36	0:16:50	3,903.69	325.31	0.20	0:23:50	2,602.40	433.73	0.15	0:30:50	445.84	445.84	0.15
0:02:55	4,908.78	102.27	0.64	0:09:55	4,327.06	180.29	0.35	0:16:55	3,925.75	327.15	0.20	0:23:55	2,543.31	423.89	0.15	0:30:55	443.75	443.75	0.15
0:03:00	4,821.82	100.45	0.64	0:10:00	4,437.74	184.91	0.35	0:17:00	4,004.74	333.73	0.19	0:24:00	2,556.55	426.09	0.15	0:31:00	433.60	433.60	0.15

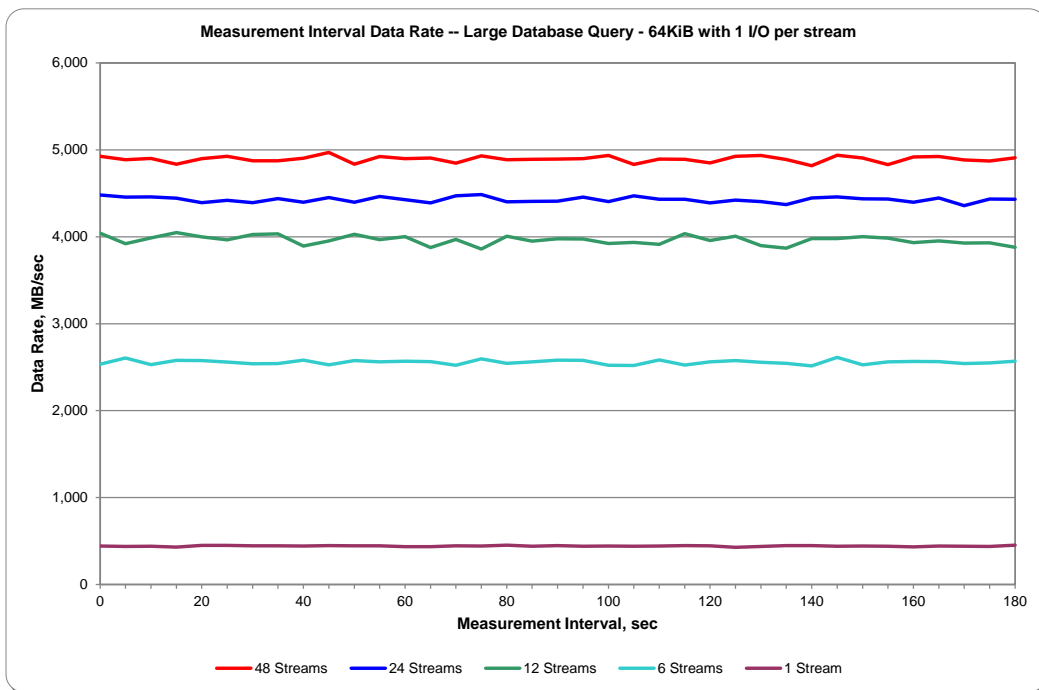
**SPC-2 “Large Database Query/64 KiB Transfer Size/1 Outstanding I/O” Test Run Data
 Measurement Interval, Run-Out, and Ramp-Down Period**

48 Streams				24 Streams				12 Streams				6 Streams				1 Stream			
TR16	48 Streams			TR17	24 Streams			TR18	12 Streams			TR19	6 Streams			TR20	1 Stream		
Test Run Sequence Time	Data Rate, MB/sec	Data Rate / Stream, MB/sec	Response Time, ms	Test Run Sequence Time	Data Rate, MB/sec	Data Rate / Stream, MB/sec	Response Time, ms	Test Run Sequence Time	Data Rate, MB/sec	Data Rate / Stream, MB/sec	Response Time, ms	Test Run Sequence Time	Data Rate, MB/sec	Data Rate / Stream, MB/sec	Response Time, ms	Test Run Sequence Time	Data Rate, MB/sec	Data Rate / Stream, MB/sec	Response Time, ms
0:03:05	4,925.39	102.61	0.64	0:10:05	4,481.80	186.74	0.35	0:17:05	4,040.46	336.70	0.19	0:24:05	2,534.39	422.40	0.15	0:31:05	443.98	443.98	0.15
0:03:10	4,886.56	101.80	0.64	0:10:10	4,455.87	185.66	0.35	0:17:10	3,919.57	326.63	0.20	0:24:10	2,605.33	434.22	0.15	0:31:10	438.21	438.21	0.15
0:03:15	4,901.03	102.10	0.64	0:10:15	4,458.44	185.77	0.35	0:17:15	3,986.25	332.19	0.20	0:24:15	2,529.46	421.58	0.15	0:31:15	441.07	441.07	0.15
0:03:20	4,835.28	100.73	0.64	0:10:20	4,443.35	185.14	0.35	0:17:20	4,048.78	337.40	0.19	0:24:20	2,578.80	429.80	0.15	0:31:20	431.53	431.53	0.15
0:03:25	4,899.64	102.08	0.64	0:10:25	4,391.35	182.97	0.36	0:17:25	3,998.80	333.23	0.20	0:24:25	2,575.45	429.24	0.15	0:31:25	450.49	450.49	0.14
0:03:30	4,925.91	102.62	0.64	0:10:30	4,419.12	184.13	0.35	0:17:30	3,964.26	330.35	0.19	0:24:30	2,558.38	426.40	0.15	0:31:30	450.76	450.76	0.14
0:03:35	4,874.26	101.55	0.65	0:10:35	4,392.02	183.00	0.35	0:17:35	4,027.07	335.59	0.19	0:24:35	2,539.85	423.31	0.15	0:31:35	445.58	445.58	0.15
0:03:40	4,873.59	101.53	0.64	0:10:40	4,437.98	184.92	0.35	0:17:40	4,034.60	336.22	0.19	0:24:40	2,541.38	423.56	0.15	0:31:40	446.21	446.21	0.15
0:03:45	4,904.15	102.17	0.64	0:10:45	4,397.53	183.23	0.36	0:17:45	3,894.33	324.53	0.20	0:24:45	2,580.29	430.05	0.15	0:31:45	442.28	442.28	0.15
0:03:50	4,969.35	103.53	0.63	0:10:50	4,452.09	185.50	0.35	0:17:50	3,953.05	329.42	0.20	0:24:50	2,528.24	421.37	0.15	0:31:50	448.85	448.85	0.14
0:03:55	4,833.94	100.71	0.64	0:10:55	4,397.96	183.25	0.35	0:17:55	4,027.67	335.64	0.19	0:24:55	2,577.03	429.51	0.15	0:31:55	444.62	444.62	0.15
0:04:00	4,924.32	102.59	0.64	0:11:00	4,462.72	185.95	0.35	0:18:00	3,967.14	330.60	0.20	0:25:00	2,561.66	426.94	0.15	0:32:00	444.71	444.71	0.15
0:04:05	4,897.74	102.04	0.64	0:11:05	4,425.92	184.41	0.35	0:18:05	4,001.09	333.42	0.19	0:25:05	2,569.97	428.33	0.15	0:32:05	436.48	436.48	0.15
0:04:10	4,906.66	102.22	0.64	0:11:10	4,388.72	182.86	0.35	0:18:10	3,875.31	322.94	0.20	0:25:10	2,562.68	427.11	0.15	0:32:10	435.91	435.91	0.15
0:04:15	4,846.01	100.96	0.64	0:11:15	4,470.28	186.26	0.35	0:18:15	3,969.05	330.75	0.20	0:25:15	2,522.60	420.43	0.15	0:32:15	446.02	446.02	0.15
0:04:20	4,931.62	102.74	0.64	0:11:20	4,486.44	186.93	0.35	0:18:20	3,858.38	321.53	0.20	0:25:20	2,595.41	432.57	0.15	0:32:20	443.82	443.82	0.15
0:04:25	4,886.42	101.80	0.64	0:11:25	4,402.89	183.45	0.36	0:18:25	4,007.74	333.98	0.19	0:25:25	2,545.12	424.19	0.15	0:32:25	452.41	452.41	0.14
0:04:30	4,890.91	101.89	0.64	0:11:30	4,406.11	183.59	0.35	0:18:30	3,950.25	329.19	0.20	0:25:30	2,561.45	426.91	0.15	0:32:30	439.66	439.66	0.15
0:04:35	4,894.43	101.97	0.64	0:11:35	4,409.35	183.72	0.35	0:18:35	3,977.16	331.43	0.20	0:25:35	2,580.04	430.01	0.15	0:32:35	447.62	447.62	0.14
0:04:40	4,899.21	102.07	0.64	0:11:40	4,455.69	185.65	0.35	0:18:40	3,974.01	331.17	0.19	0:25:40	2,577.44	429.57	0.15	0:32:40	439.52	439.52	0.15
0:04:45	4,935.79	102.83	0.64	0:11:45	4,404.22	183.51	0.35	0:18:45	3,922.81	326.90	0.20	0:25:45	2,522.12	420.35	0.15	0:32:45	441.91	441.91	0.15
0:04:50	4,832.09	100.67	0.64	0:11:50	4,472.11	186.34	0.35	0:18:50	3,936.08	328.01	0.20	0:25:50	2,519.02	419.84	0.15	0:32:50	440.30	440.30	0.15
0:04:55	4,893.65	101.95	0.64	0:11:55	4,432.55	184.69	0.35	0:18:55	3,913.09	326.09	0.20	0:25:55	2,583.91	430.65	0.15	0:32:55	442.66	442.66	0.15
0:05:00	4,892.45	101.93	0.64	0:12:00	4,432.27	184.68	0.35	0:19:00	4,035.19	336.27	0.19	0:26:00	2,524.22	420.70	0.15	0:33:00	448.11	448.11	0.14
0:05:05	4,849.43	101.03	0.64	0:12:05	4,388.76	182.87	0.35	0:19:05	3,957.32	329.78	0.20	0:26:05	2,562.45	427.07	0.15	0:33:05	446.05	446.05	0.15
0:05:10	4,926.40	102.63	0.64	0:12:10	4,421.62	184.23	0.35	0:19:10	4,005.61	333.80	0.19	0:26:10	2,575.34	429.22	0.15	0:33:10	428.20	428.20	0.15
0:05:15	4,935.95	102.83	0.64	0:12:15	4,403.91	183.50	0.36	0:19:15	3,897.46	324.79	0.20	0:26:15	2,557.68	426.28	0.15	0:33:15	438.15	438.15	0.15
0:05:20	4,889.00	101.85	0.64	0:12:20	4,371.30	182.14	0.35	0:19:20	3,868.46	322.37	0.20	0:26:20	2,544.17	424.03	0.15	0:33:20	447.34	447.34	0.14
0:05:25	4,816.53	100.34	0.65	0:12:25	4,446.92	185.29	0.35	0:19:25	3,980.42	331.70	0.20	0:26:25	2,514.15	419.02	0.15	0:33:25	448.52	448.52	0.14
0:05:30	4,938.85	102.89	0.64	0:12:30	4,459.60	185.82	0.35	0:19:30	3,978.72	331.56	0.19	0:26:30	2,613.64	435.61	0.15	0:33:30	441.13	441.13	0.15
0:05:35	4,905.62	102.20	0.64	0:12:35	4,436.62	184.86	0.35	0:19:35	4,000.72	333.39	0.20	0:26:35	2,525.97	420.99	0.15	0:33:35	443.57	443.57	0.15
0:05:40	4,829.51	100.61	0.64	0:12:40	4,434.63	184.78	0.35	0:19:40	3,983.73	331.98	0.20	0:26:40	2,561.10	426.85	0.15	0:33:40	441.25	441.25	0.15
0:05:45	4,917.76	102.45	0.64	0:12:45	4,397.58	183.23	0.36	0:19:45	3,932.06	327.67	0.20	0:26:45	2,566.38	427.73	0.15	0:33:45	433.22	433.22	0.15
0:05:50	4,922.16	102.55	0.64	0:12:50	4,445.53	185.23	0.35	0:19:50	3,951.54	329.29	0.20	0:26:50	2,564.10	427.35	0.15	0:33:50	442.62	442.62	0.15
0:05:55	4,885.06	101.77	0.64	0:12:55	4,357.48	181.56	0.36	0:19:55	3,928.95	327.41	0.20	0:26:55	2,541.52	423.59	0.15	0:33:55	441.05	441.05	0.15
0:06:00	4,870.86	101.48	0.64	0:13:00	4,435.10	184.80	0.35	0:20:00	3,930.29	327.52	0.20	0:27:00	2,550.20	425.03	0.15	0:34:00	437.58	437.58	0.15
0:06:05	4,907.73	102.24	0.64	0:13:05	4,431.79	184.66	0.35	0:20:05	3,879.12	323.26	0.20	0:27:05	2,568.80	428.13	0.15	0:34:05	451.82	451.82	0.14
0:06:10	4,904.44	102.18	0.64	0:13:10	4,421.73	184.24	0.35	0:20:10	3,991.87	332.66	0.20	0:27:10	2,563.62	427.27	0.15	0:34:10	436.61	436.61	0.15
0:06:15	4,885.37	101.78	0.64	0:13:15	4,393.32	183.06	0.35	0:20:15	3,906.00	325.50	0.20	0:27:15	2,540.40	423.40	0.15	0:34:15	450.10	450.10	0.14
0:06:20	4,899.37	102.07	0.64	0:13:20	4,398.17	183.26	0.36	0:20:20	3,933.15	327.76	0.20	0:27:20	2,558.71	426.45	0.15	0:34:20	452.41	452.41	0.14
0:06:25	4,915.88	102.41	0.64	0:13:25	4,442.08	185.09	0.35	0:20:25	3,924.19	327.02	0.20	0:27:25	2,555.70	425.95	0.15	0:34:25	438.85	438.85	0.15
0:06:30	4,862.35	101.30	0.64	0:13:30	4,465.05	186.04	0.35	0:20:30	3,998.74	333.23	0.20	0:27:30	2,548.82	424.80	0.15	0:34:30	445.48	445.48	0.15
0:06:35	4,889.10	101.86	0.64	0:13:35	4,445.52	185.23	0.35	0:20:35	3,932.14	327.68	0.20	0:27:35	2,568.96	428.16	0.15	0:34:35	446.89	446.89	0.14
0:06:40	4,885.79	101.79	0.64	0:13:40	4,465.26	186.05	0.35	0:20:40	3,995.50	332.96	0.19	0:27:40	2,541.18	423.53	0.15	0:34:40	445.63	445.63	0.14
0:06:45	4,385.79	182.74	0.63	0:13:45	4,076.91	339.74	0.33	0:20:45	3,638.50	606.42	0.18	0:27:45	2,181.87	727.29	0.15	0:34:45	446.15	446.15	0.14
0:06:50	11.58	0.00	0.49	0:13:50	11.09	0.00	0.25	0:20:50	9.18	0.00	0.15	0:27:50	2.96	0.00	0.18	0:34:50	1.38	0.00	0.16
0:06:55	0.00	0.00	0.00	0:13:55	0.00	0.00	0.00	0:20:55	0.00	0.00	0.00	0:27:55	0.00	0.00	0.00	0:34:55	0.00	0.00	0.00

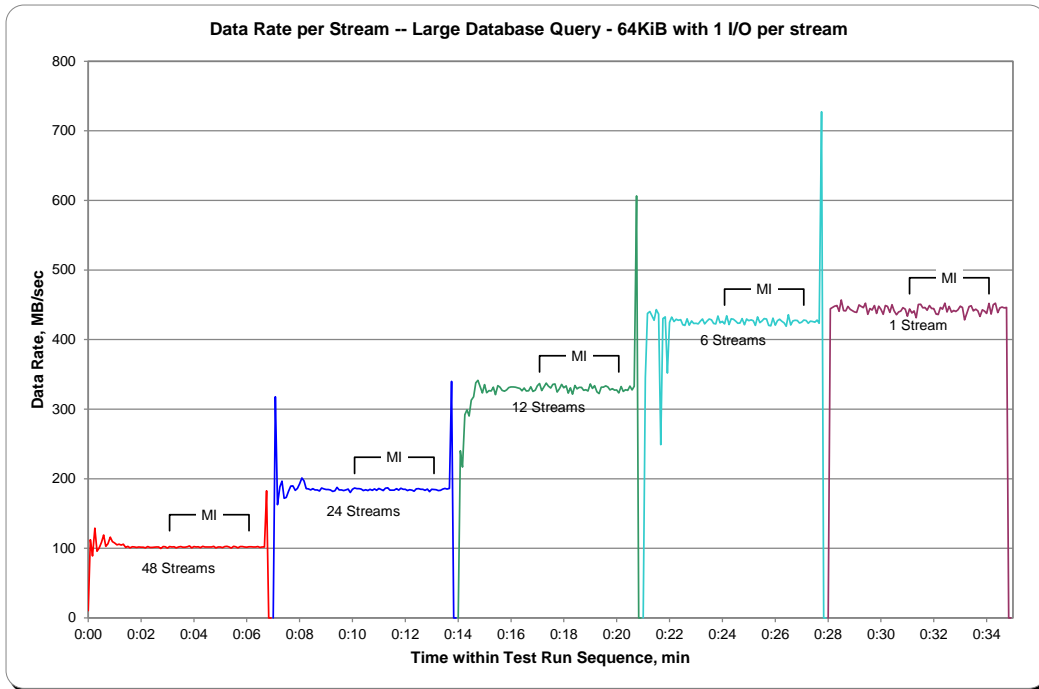
SPC-2 “Large Database Query/64 KiB Transfer Size/1 Outstanding I/O” Average Data Rate Graph – Complete Test Run



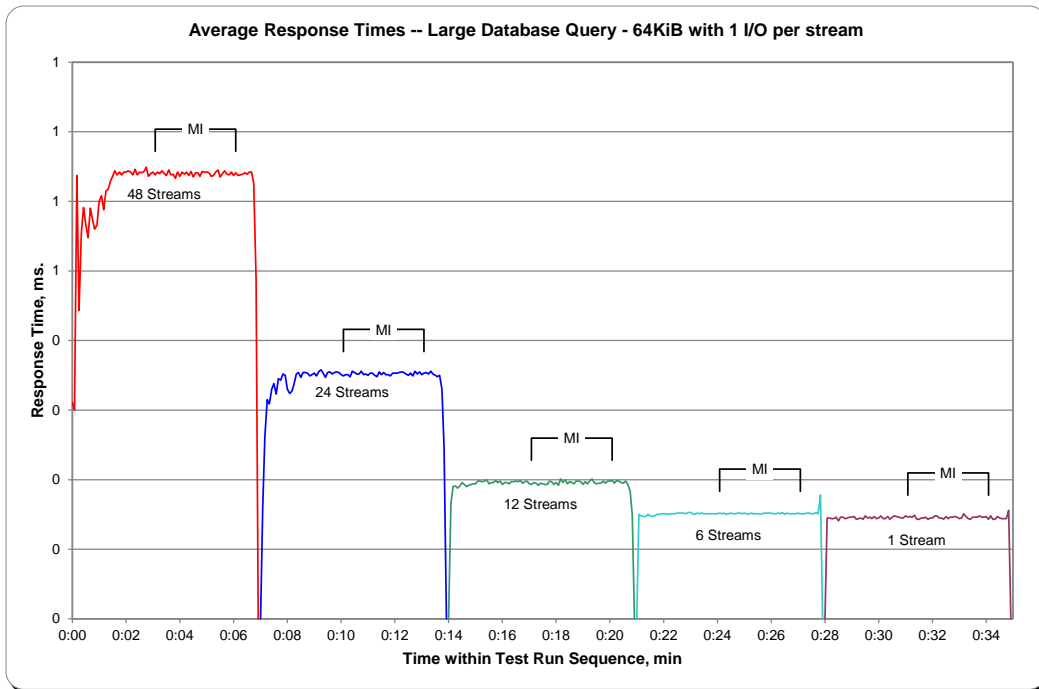
SPC-2 “Large Database Query/64 KiB Transfer Size/1 Outstanding I/O” Average Data Rate Graph – Measurement Interval (MI) Only



SPC-2 “Large Database Query/64 KiB Transfer Size/1 Outstanding I/O” Average Data Rate per Stream Graph



SPC-2 “Large Database Query/64 KiB Transfer Size/1 Outstanding I/O” Average Response Time Graph



Video on Demand Delivery Test

Clause 6.4.4.1

The Video on Demand Delivery Test represents the I/O operations required to enable individualized video entertainment for a community of subscribers, which draw from a digital film library.

Clause 6.4.2.2

The Video on Demand Delivery Test consists of one (1) Test Run.

The BC shall not be restarted or manually disturbed, altered, or adjusted during the execution of the Video on Demand Delivery Test. If power is lost to the BC during this Test all results shall be rendered invalid and the Test re-run in its entirety.

Clause 10.6.8.3

The Full Disclosure Report will contain the following content for the Video on Demand Delivery Test:

- 1. A listing of the SPC-2 Workload Generator commands and parameters used to execute the Test Run in the Video on Demand Delivery Test.*
- 2. The human readable SPC-2 Test Results File for the Test Run in the Video on Demand Delivery Test.*
- 3. A table that contains the following information for the Test Run in the Video on Demand Delivery Test:*
 - The number Streams specified.*
 - The Ramp-Up duration in seconds.*
 - The Measurement Interval duration in seconds.*
 - The average data rate, in MB per second, for the Measurement Interval.*
 - The average data rate, in MB per second, per Stream for the Measurement Interval.*
- 4. A table that contains the following information for the single Video on Demand Delivery Test Run:*
 - The number Streams specified.*
 - The average data rate, average data rate per stream, average Response Time, and Maximum Response Time reported at 60 second intervals.*
- 5. Average Data Rate (intervals), Average Data Rate per Stream (intervals), and Average Response Time (intervals) graphs for the single Video on Demand Delivery Test Run as specified in Clauses 10.1.4-2-10.1.6.*
- 6. A Maximum Response Time (intervals) graph, which will utilize the format defined in Clause 10.1.6, substituting maximum Response Time data for average Response Time data.*

SPC-2 Workload Generator Commands and Parameters

The SPC-2 Workload Generator commands and parameters for the Video on Demand Delivery Test Run are documented in “Appendix E: SPC-2 Workload Generator Execution Commands and Parameters” on Page 105.

SPC-2 Test Results File

A link to the SPC-2 Test Results file generated from the Video on Demand Delivery Test Run is listed below.

[SPC-2 Video on Demand Delivery Test Results File](#)

SPC-2 Video on Demand Delivery Test Run Data

The number of Streams specified, Ramp-Up duration in seconds, Measurement Interval duration in seconds, average Data Rate for the Measurement Interval, and average Data Rate per Stream for the Measurement Interval are listed in the following table.

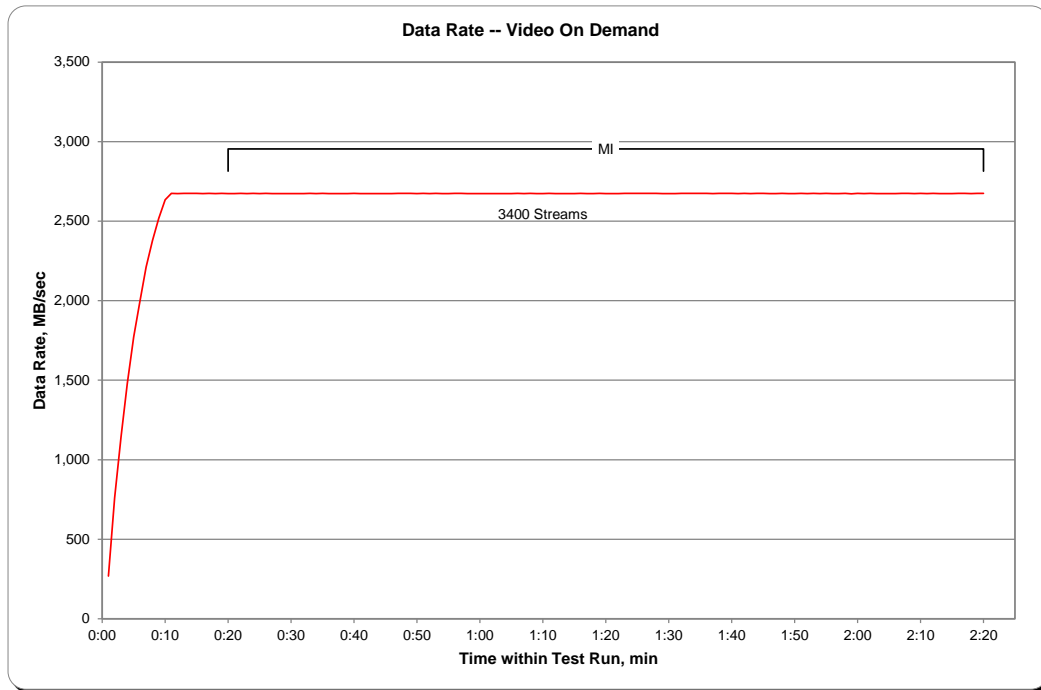
SPC-2-VOD	TR1
Number of Streams	3400
Ramp-up Time, sec	1200
Measurement Interval, sec	7200
Average Data Rate, MB/sec	2,673.87
Per Stream Data Rate, MB/sec	0.79
Average Response Time, ms	19.19
Average Max Response Time, ms	418.89

Video on Demand Delivery Test – TEST RUN DATA BY INTERVAL

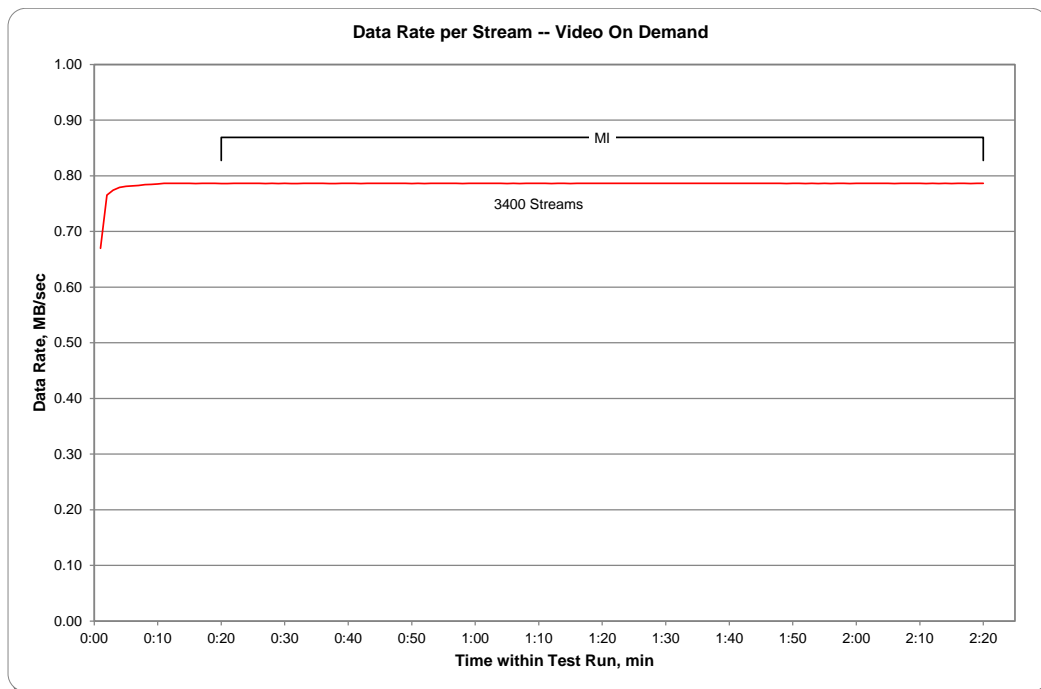
The SPC-2 Video on Demand Delivery Test Run data is contained in the table that appears below. That table is followed by graphs illustrating the average Data Rate and average Data Rate per Stream produced by the same Test Runs. The table and graphs present the data at sixty second intervals.

TR1 Test Run Sequence Time	3400 Streams				TR1 Test Run Sequence Time	3400 Streams				TR1 Test Run Sequence Time	3400 Streams			
	Data Rate, MB/sec	Data Rate / Stream, MB/sec	Response Time, ms	Maximum Response Time, ms		Data Rate, MB/sec	Data Rate / Stream, MB/sec	Response Time, ms	Maximum Response Time, ms		Data Rate, MB/sec	Data Rate / Stream, MB/sec	Response Time, ms	Maximum Response Time, ms
0:01:00	268.13	0.67	2.64	24.95	0:48:00	2,673.86	0.79	18.74	354.40	1:35:00	2,673.88	0.79	19.16	467.20
0:02:00	760.03	0.77	4.78	43.20	0:49:00	2,674.00	0.79	18.91	369.15	1:36:00	2,674.07	0.79	19.18	431.06
0:03:00	1,144.68	0.77	6.07	54.77	0:50:00	2,672.83	0.79	19.03	363.33	1:37:00	2,673.83	0.79	19.19	449.21
0:04:00	1,477.51	0.78	7.62	74.63	0:51:00	2,673.85	0.79	19.04	366.30	1:38:00	2,673.87	0.79	19.24	450.52
0:05:00	1,772.10	0.78	9.17	105.38	0:52:00	2,673.04	0.79	19.09	364.93	1:39:00	2,673.90	0.79	19.26	408.18
0:06:00	1,994.23	0.78	10.52	126.61	0:53:00	2,673.92	0.79	19.01	360.72	1:40:00	2,673.86	0.79	19.24	464.96
0:07:00	2,211.02	0.78	12.14	199.40	0:54:00	2,673.75	0.79	18.94	323.43	1:41:00	2,673.79	0.79	19.72	548.66
0:08:00	2,378.76	0.78	13.70	287.05	0:55:00	2,673.38	0.79	19.05	402.87	1:42:00	2,673.96	0.79	19.47	509.24
0:09:00	2,517.61	0.78	15.42	354.83	0:56:00	2,673.92	0.79	19.01	334.12	1:43:00	2,673.70	0.79	19.33	456.87
0:10:00	2,634.79	0.79	17.10	421.13	0:57:00	2,673.88	0.79	19.05	387.09	1:44:00	2,673.87	0.79	19.25	414.56
0:11:00	2,673.89	0.79	17.68	393.30	0:58:00	2,672.84	0.79	19.05	329.08	1:45:00	2,673.90	0.79	19.08	468.74
0:12:00	2,673.46	0.79	17.80	377.70	0:59:00	2,673.79	0.79	19.09	344.79	1:46:00	2,673.17	0.79	19.04	477.35
0:13:00	2,673.92	0.79	17.78	414.66	1:00:00	2,673.83	0.79	19.12	316.98	1:47:00	2,673.84	0.79	19.26	463.97
0:14:00	2,673.87	0.79	17.79	400.53	1:01:00	2,673.30	0.79	19.17	384.60	1:48:00	2,673.90	0.79	19.48	449.80
0:15:00	2,673.87	0.79	17.82	394.03	1:02:00	2,673.75	0.79	18.98	392.99	1:49:00	2,672.82	0.79	19.39	457.19
0:16:00	2,672.93	0.79	17.74	377.46	1:03:00	2,673.20	0.79	18.80	368.73	1:50:00	2,673.21	0.79	19.40	407.05
0:17:00	2,673.95	0.79	17.74	401.29	1:04:00	2,673.78	0.79	18.84	326.08	1:51:00	2,673.94	0.79	19.39	487.57
0:18:00	2,673.80	0.79	17.78	431.41	1:05:00	2,672.72	0.79	18.88	411.75	1:52:00	2,673.02	0.79	19.30	456.39
0:19:00	2,673.94	0.79	17.77	400.15	1:06:00	2,673.93	0.79	18.78	393.88	1:53:00	2,673.95	0.79	19.29	458.00
0:20:00	2,672.84	0.79	17.89	449.65	1:07:00	2,672.70	0.79	18.54	397.77	1:54:00	2,672.97	0.79	19.26	445.53
0:21:00	2,672.61	0.79	18.67	401.29	1:08:00	2,673.93	0.79	18.56	403.32	1:55:00	2,673.86	0.79	19.37	505.72
0:22:00	2,673.99	0.79	19.15	407.48	1:09:00	2,673.76	0.79	18.74	418.62	1:56:00	2,672.79	0.79	19.34	451.92
0:23:00	2,673.81	0.79	18.85	418.04	1:10:00	2,673.15	0.79	18.81	465.93	1:57:00	2,673.84	0.79	19.38	460.53
0:24:00	2,673.91	0.79	19.24	409.15	1:11:00	2,673.86	0.79	18.66	403.24	1:58:00	2,673.87	0.79	19.44	520.20
0:25:00	2,673.31	0.79	19.21	433.67	1:12:00	2,673.09	0.79	18.60	423.73	1:59:00	2,672.36	0.79	19.47	450.27
0:26:00	2,673.87	0.79	19.06	393.61	1:13:00	2,673.83	0.79	18.61	402.35	2:00:00	2,673.94	0.79	19.45	441.20
0:27:00	2,672.97	0.79	18.98	375.44	1:14:00	2,673.16	0.79	18.56	433.12	2:01:00	2,673.84	0.79	19.23	405.73
0:28:00	2,673.82	0.79	19.11	337.46	1:15:00	2,672.65	0.79	18.59	398.23	2:02:00	2,674.03	0.79	19.19	428.62
0:29:00	2,672.69	0.79	19.29	381.01	1:16:00	2,674.00	0.79	18.62	388.38	2:03:00	2,673.83	0.79	19.39	416.12
0:30:00	2,673.81	0.79	19.19	335.05	1:17:00	2,673.30	0.79	18.54	369.41	2:04:00	2,673.85	0.79	19.58	409.81
0:31:00	2,673.08	0.79	19.16	346.70	1:18:00	2,673.69	0.79	18.64	382.50	2:05:00	2,673.83	0.79	19.91	396.99
0:32:00	2,673.07	0.79	19.29	354.84	1:19:00	2,673.91	0.79	18.54	431.42	2:06:00	2,672.79	0.79	20.05	455.24
0:33:00	2,673.90	0.79	19.15	399.15	1:20:00	2,673.37	0.79	18.52	432.31	2:07:00	2,673.85	0.79	20.55	453.40
0:34:00	2,673.19	0.79	19.21	358.68	1:21:00	2,673.83	0.79	19.26	430.86	2:08:00	2,673.95	0.79	20.99	519.37
0:35:00	2,673.88	0.79	19.14	372.31	1:22:00	2,673.77	0.79	19.26	412.47	2:09:00	2,673.18	0.79	20.09	450.78
0:36:00	2,673.16	0.79	19.20	381.50	1:23:00	2,673.85	0.79	19.19	553.34	2:10:00	2,673.86	0.79	19.62	401.33
0:37:00	2,673.13	0.79	19.24	359.12	1:24:00	2,673.86	0.79	19.41	458.92	2:11:00	2,673.12	0.79	19.56	436.15
0:38:00	2,673.08	0.79	19.16	344.64	1:25:00	2,673.94	0.79	19.18	507.80	2:12:00	2,673.87	0.79	19.60	465.82
0:39:00	2,673.80	0.79	19.22	392.01	1:26:00	2,673.90	0.79	19.13	486.70	2:13:00	2,672.72	0.79	19.60	415.49
0:40:00	2,673.95	0.79	19.23	337.30	1:27:00	2,673.88	0.79	19.41	531.94	2:14:00	2,673.71	0.79	19.53	431.63
0:41:00	2,673.84	0.79	18.89	365.75	1:28:00	2,673.94	0.79	19.48	501.26	2:15:00	2,672.65	0.79	19.51	457.67
0:42:00	2,673.12	0.79	18.81	369.80	1:29:00	2,673.78	0.79	18.98	472.90	2:16:00	2,673.97	0.79	19.54	446.18
0:43:00	2,673.78	0.79	19.08	376.38	1:30:00	2,673.15	0.79	19.18	429.59	2:17:00	2,673.94	0.79	19.48	421.77
0:44:00	2,673.38	0.79	18.92	408.96	1:31:00	2,673.19	0.79	19.23	472.26	2:18:00	2,672.57	0.79	19.52	435.73
0:45:00	2,673.78	0.79	19.20	445.52	1:32:00	2,673.88	0.79	19.16	457.34	2:19:00	2,673.91	0.79	19.47	433.65
0:46:00	2,673.31	0.79	19.28	429.71	1:33:00	2,673.90	0.79	19.22	442.48	2:20:00	2,674.01	0.79	19.37	406.73
0:47:00	2,674.13	0.79	18.93	368.76	1:34:00	2,673.91	0.79	19.13	510.93	0:00:00	0.00	0.00	0.00	0.00

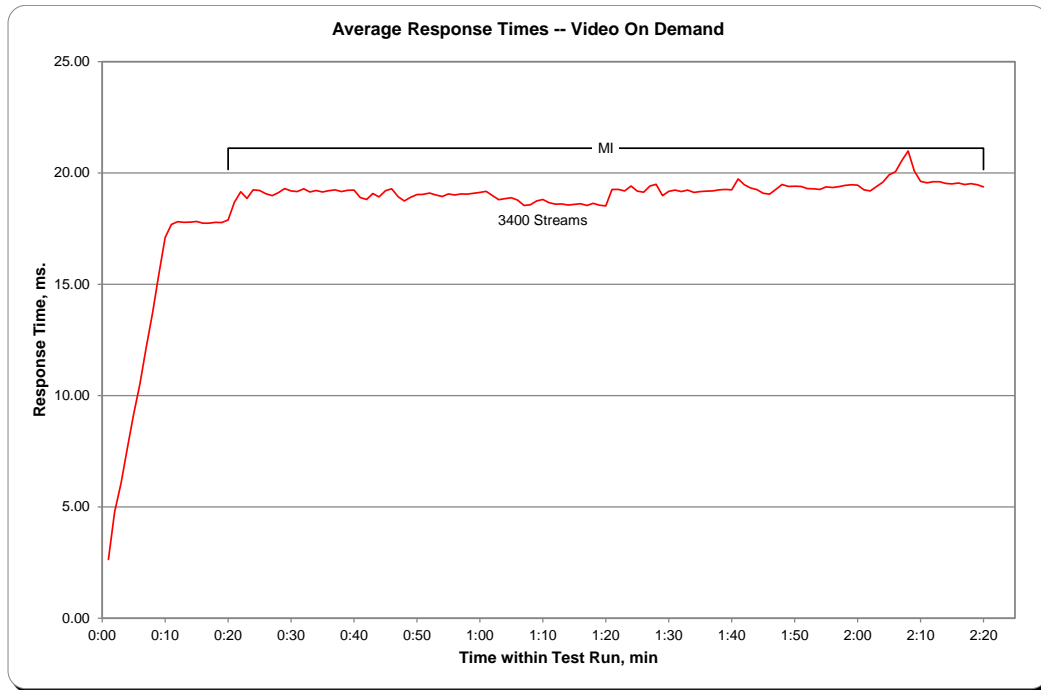
SPC-2 Video on Demand Delivery Average Data Rate Graph



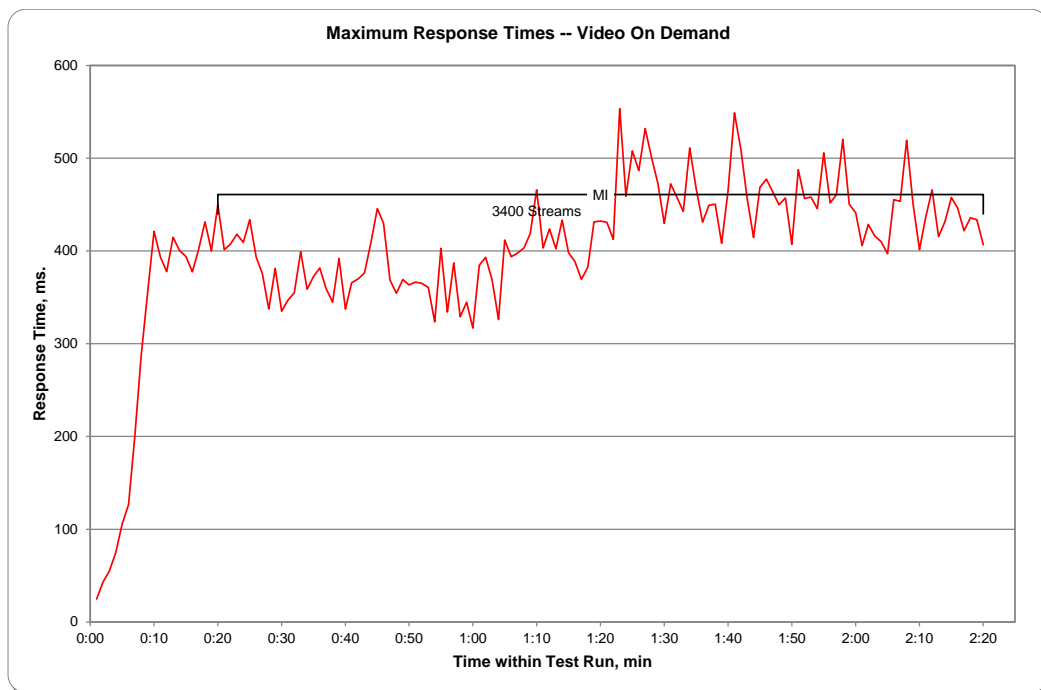
SPC-2 Video on Demand Delivery Average Data Rate per Stream Graph



SPC-2 Video on Demand Delivery Average Response Time Graph



SPC-2 Video on Demand Delivery Maximum Response Time Graph



Data Persistence Test

Clause 6

The Data Persistence Test demonstrates the Tested Storage Configuration (TSC):

- *Is capable of maintain data integrity across a power cycle.*
- *Ensures the transfer of data between Logical Volumes and host systems occurs without corruption or loss.*

The SPC-2 Workload Generator will write a specific pattern at randomly selected locations throughout the Total ASU Capacity (Persistence Test Run 1). The SPC-2 Workload Generator will retain the information necessary to later validate the pattern written at each location.

The Tested Storage Configuration will be shutdown and restarted using a power off/power on cycle at the end of the above sequence of write operations. In addition, any caches employing battery backup must be flushed/emptied.

Restart the TSC, and if the Host System(s) were shutdown and powered off, restart the Host System(s).

The SPC-2 Workload Generator will utilize the retained data from Persistence Test Run 1 to verify (Persistence Run 2) the bit patterns written in Persistence Test Run 1 and their corresponding location.

Clause 10.6.8.4

The Full Disclosure Report will contain the following content for the Data Persistence Test:

1. *A listing of the SPC-2 Workload Generator commands and parameters used to execute each of the Test Runs in the Persistence Test.*
2. *The human readable SPC-2 Test Results File for each of the Test Runs in the Data Persistence Test.*
3. *A table from the successful Persistence Test, which contains the results from the test.*

SPC-2 Workload Generator Commands and Parameters

The SPC-2 Workload Generator commands and parameters for the Persistence Test Runs are documented in “Appendix E: SPC-2 Workload Generator Execution Commands and Parameters” on Page 105.

Data Persistence Test Results File

A link to the test result file generated from each Data Persistence Test Run is listed below.

[Persistence 1 Test Run Results File](#)

[Persistence 2 Test Run Results File](#)

Data Persistence Test Results

Data Persistence Test Results	
Data Persistence Test Number: 1	
Total Number of Logical Blocks Written	325,098
Total Number of Logical Blocks Re-referenced	8,076
Total Number of Logical Blocks Verified	317,022
Total Number of Logical Blocks that Failed Verification	0
Number of Failed I/O Requests in the process of the Test	0

PRICED STORAGE CONFIGURATION AVAILABILITY DATE

Clause 10.6.9

The committed delivery date for general availability (Availability Date) of all products that comprise the Priced Storage Configuration must be reported. When the Priced Storage Configuration includes products or components with different availability dates, the reported Availability Date must be the date at which all components are committed to be available. All availability dates, whether for individual components or for the Priced Storage Configuration as a whole, must be disclosed to a precision of one day.

*The FDR shall state: “The **Priced Storage Configuration**, as documented in this Full Disclosure Report will be available for shipment to customers on MMMM DD, YYYY.” Where **Priced Storage Configuration** is the Priced Storage Configuration Name as described in Clause 10.6.5.3, #1 and MM is month, DD is the day, and YY is the year of the date that the Priced Storage Configuration, as documented, is available for shipment to customers as described above.*

The SGI® InfiniteStorage 5500-SP, as documented in this SPC-2 Full Disclosure Report, is currently available for customer purchase and shipment.

ANOMALIES OR IRREGULARITIES

Clause 10.6.11

The FDR shall include a clear and complete description of any anomalies or irregularities encountered in the course of executing the SPC-2 benchmark that may in any way call into question the accuracy, verifiability, or authenticity of information published in this FDR.

There were no anomalies or irregularities encountered during the SPC-2 Remote Audit of the SGI® InfiniteStorage 5500-SP.

APPENDIX A: SPC-2 GLOSSARY

“Decimal” (*powers of ten*) Measurement Units

In the storage industry, the terms “kilo”, “mega”, “giga”, “tera”, “peta”, and “exa” are commonly used prefixes for computing performance and capacity. For the purposes of the SPC workload definitions, all of the following terms are defined in “powers of ten” measurement units.

- A kilobyte (KB) is equal to 1,000 (10^3) bytes.
- A megabyte (MB) is equal to 1,000,000 (10^6) bytes.
- A gigabyte (GB) is equal to 1,000,000,000 (10^9) bytes.
- A terabyte (TB) is equal to 1,000,000,000,000 (10^{12}) bytes.
- A petabyte (PB) is equal to 1,000,000,000,000,000 (10^{15}) bytes
- An exabyte (EB) is equal to 1,000,000,000,000,000,000 (10^{18}) bytes

“Binary” (*powers of two*) Measurement Units

The sizes reported by many operating system components use “powers of two” measurement units rather than “power of ten” units. The following standardized definitions and terms are also valid and may be used in this document.

- A kibibyte (KiB) is equal to 1,024 (2^{10}) bytes.
- A mebibyte (MiB) is equal to 1,048,576 (2^{20}) bytes.
- A gibibyte (GiB) is equal to 1,073,741,824 (2^{30}) bytes.
- A tebibyte (TiB) is equal to 1,099,511,627,776 (2^{40}) bytes.
- A pebibyte (PiB) is equal to 1,125,899,906,842,624 (2^{50}) bytes.
- An exbibyte (EiB) is equal to 1,152,921,504,606,846,967 (2^{60}) bytes.

SPC-2 Data Repository Definitions

Total ASU Capacity: The total storage capacity read and written in the course of executing the SPC-2 benchmark.

Application Storage Unit (ASU): The logical interface between the storage and SPC-2 Workload Generator. The ASU is implemented on one or more Logical Volume.

Logical Volume: The division of Addressable Storage Capacity into individually addressable logical units of storage used in the SPC-2 benchmark. Each Logical Volume is implemented as a single, contiguous address space.

Addressable Storage Capacity: The total storage (sum of Logical Volumes) that can be read and written by application programs such as the SPC-2 Workload Generator.

Configured Storage Capacity: This capacity includes the Addressable Storage Capacity and any other storage (parity disks, hot spares, etc.) necessary to implement the Addressable Storage Capacity.

Physical Storage Capacity: The formatted capacity of all storage devices physically present in the Tested Storage Configuration (TSC).

Data Protection Overhead: The storage capacity required to implement the selected level of data protection.

Required Storage: The amount of Configured Storage Capacity required to implement the Addressable Storage Configuration, excluding the storage required for the ASU.

Global Storage Overhead: The amount of Physical Storage Capacity that is required for storage subsystem use and unavailable for use by application programs.

Total Unused Storage: The sum of unused storage capacity within the Physical Storage Capacity, Configured Storage Capacity, and Addressable Storage Capacity.

SPC-2 Data Protection Levels

RAID5: User data is distributed across the disks in the array. Check data corresponding to user data is distributed across multiple disks in the form of bit-by-bit parity.

Mirroring: Two or more identical copies of user data are maintained on separate disks.

Other Protection Level: Any data protection other than **RAID5** or **Mirroring**.

Unprotected: There is no data protection provided.

SPC-2 Test Execution Definitions

Completed I/O Request: An I/O Request with a Start Time and a Completion Time (*see "I/O Completion Types" illustrated below*).

Completion Time: The time recorded by the Workload Generator when an I/O Request is completed by the Tested Storage Configuration (TSC) as signaled by System Software.

Data Rate: The data volume, in MB, transferred by all Measured I/O Requests in an SPC-2 Test Run divided by the length of the Test Run in seconds.

Failed I/O Request: Any I/O Request issued by the SPC-2 Workload Generator that meets one of the following conditions (*see "I/O Completion Types" illustrated below*):

- The I/O Request was signaled as failed by System Software.
- The I/O Request started within the Measurement Interval, but did not complete prior to the end of the appropriate Run-Out period..
- The I/O Request started within the Run-Out period, but did not complete prior to the end of the appropriate Ramp-Down period.

I/O Request Throughput: The total number of Measured I/O Requests in an SPC-2 Test Run divided by the duration of the Measurement Interval in seconds.

Measured I/O Request: A Completed I/O Request that begins (Start Time) within a Measurement Interval and completes (Completion Time) prior to the end of the appropriate Ramp Down (see “I/O Completion Types” illustrated below).

Measurement Interval: A specified, contiguous period of time, after the TSC has reached Steady State, when data is collected by the Workload Generator to produce the test results for a SPC-2 Test Run (see “SPC-2 Test Run Components” illustrated below, Test Run 1: T_2-T_3 and Test Run 2: T_7-T_8).

Outstanding I/O Requests: The Outstanding I/O Requests parameter specifies the maximum number of concurrent I/O Requests, associated with a give Stream, which have been issued but not yet completed. (Clause 3.4.4 of the SPC-2 Benchmark Specification).

Ramp-Down: A specified, contiguous period of time in which the TSC is required to complete I/O Requests started but not completed during the preceding Run-Out period. Ramp-Down begins at the end of the preceding Run-Out period (see “SPC-2 Test Run Components” illustrated below, Test Run 1: T_4-T_5 and Test Run 2: T_9-T_{10}). The Workload Generator will not submit any I/O Requests during the Ramp-Down.

Ramp-Up: A specified, contiguous period of time required for the Benchmark Configuration (BC) to produce Steady State throughput after the Workload Generator begins submitting I/O Requests to the TSC for execution. The Ramp-Up period ends at the beginning of the Measurement Interval (see “SPC-2 Test Run Components” illustrated below, Test Run 1: T_0-T_2 and Test Run 2: T_5-T_7).

Response Time: The Response Time of a Measured I/O Request is its Completion Time minus its Start Time.

Run-Out: A specified, contiguous period of time in which the TSC is required to complete I/O Requests started but not completed during the preceding Measurement Interval. The Run-Out period begins at the end of the preceding Measurement Interval and is a component of the Steady State period (see “SPC-2 Test Run Components” illustrated below, Test Run 1: T_3-T_4 and Test Run 2: T_9-T_{10}). The Workload Generator will continue to submit I/O Requests at the Test Run’s specified rate during the Run-Out period.

Start Time: The time recorded by the Workload Generator when an I/O Request is submitted, by the Workload Generator, to the System Software for execution on the TSC.

Steady State: The period during which the workload presented to the TSC by the SPC-2 Workload Generator is constant and the resulting TSC I/O Request Throughput is both consistent and sustainable. The Steady State period includes both the Measurement Interval and Run-Out periods (see “SPC-2 Test Run Components” illustrated below, Test Run 1: T_1-T_4 and Test Run 2: T_6-T_9).

Steady State is achieved only after caches in the TSC have filled and as a result the I/O Request Throughput of the TSC has stabilized.

Stream: A collection of Stream Segments that started within a Test Run.

Stream Segment: A sequentially organized pattern of I/O requests, which transfers a contiguous range of data.

Test: A collection of Test Phases and or Test Runs sharing a common objective.

Test Phase: A collection of one or more SPC-2 Test Runs sharing a common objective and intended to be run in a specific sequence.

Test Run: The execution of SPC-2 that produces specific SPC-2 test results. SPC-2 Test Runs have specified, measured Ramp-Up, Measurement Interval, Run-Out and Ramp-Down periods. “SPC-2 Test Run Components” (*see below*) illustrates the Ramp-Up, Steady State, Measurement Interval, Run-Out, and Ramp-Down components contained in two uninterrupted SPC-2 Test Runs (*Test Run 1: T_0 - T_5 and Test Run 2: T_5 - T_{10}*).

Test Run Sequence: A related sequence of Large File Processing (LFP) or Large Database Query (LDQ) Test Runs. Each Test Run Sequence will consist of five Test Runs, which vary the number of Streams as follows:

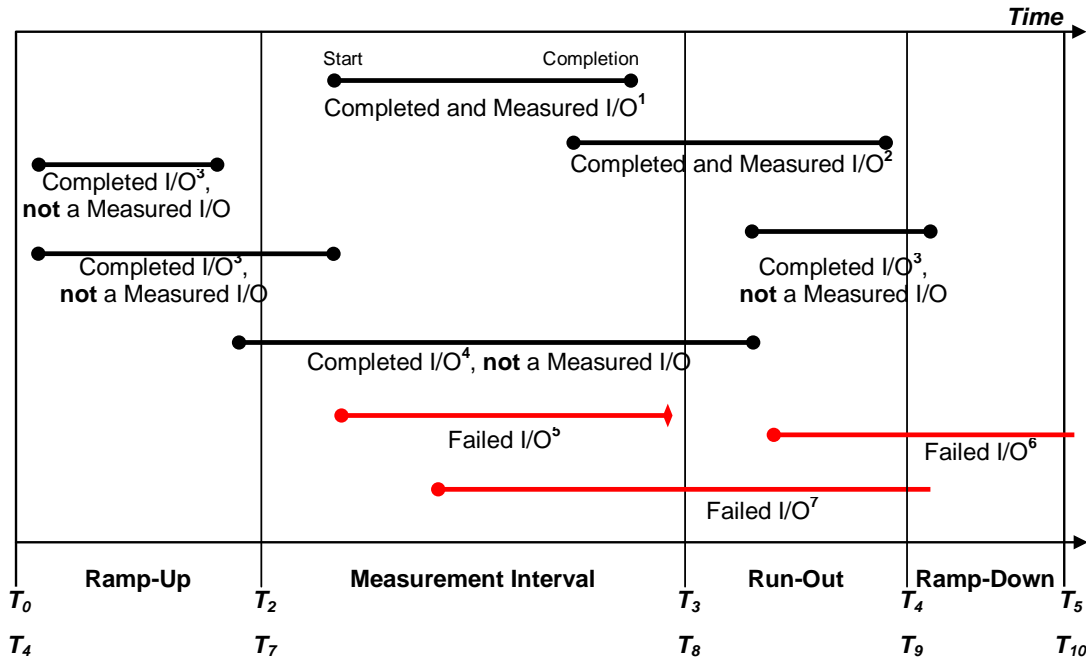
- Test Run 1: Maximum number of Streams, which is selected by the Test Sponsor
- Test Run 2: 50% of the maximum number of Streams used in Test Run 1.
- Test Run 3: 25% of the maximum number of Streams used in Test Run 1.
- Test Run 4: 12.5% of the maximum number of Streams used in Test Run 1.
- Test Run 5: 1 Stream.

Each of the five Test Runs in a Test Run Sequence will share the same attributes with the exception of the number of Streams. For example:

- Large File Processing, Read, 1024 KiB Transfer Size: Maximum Streams
- Large File Processing, Read, 1024 KiB Transfer Size: 50% of Maximum Streams
- Large File Processing, Read, 1024 KiB Transfer Size: 25% of Maximum Streams
- Large File Processing, Read, 1024 KiB Transfer Size: 12.5% of Maximum Streams
- Large File Processing, Read, 1024 KiB Transfer Size: 1 Stream

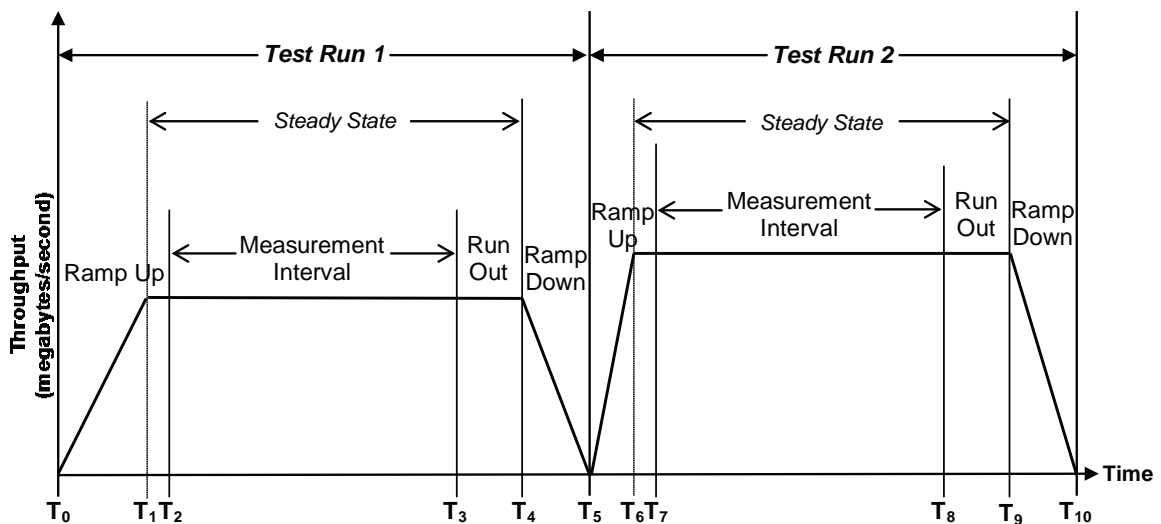
Transfer Size: The Transfer Size parameter specifies the number of bytes in KiB to transfer. (*Clause 3.4.7 of the SPC-2 Benchmark Specification*)

I/O Completion Types



- Completed and Measured I/O¹:** I/O started and completed within the Measurement Interval.
- Completed and Measured I/O²:** I/O started within the Measurement Interval and completed within Ramp Down.
- Completed I/O³:** I/O started before or after the Measurement Interval – not measured.
- Completed I/O⁴:** I/O started before and completed after the Measurement Interval – not measured.
- Failed I/O⁵:** Signaled as failed by System Software.
- Failed I/O⁶:** I/O did not complete prior to the end of Ramp-Down.
- Failed I/O⁷:** I/O did not complete prior to the end of Run-Out.

SPC-2 Test Run Components



APPENDIX B: CUSTOMER TUNABLE PARAMETERS AND OPTIONS

HBA Parameters

The following Emulex LPe12002 HBA parameters/options were changed from their default values using the [Emulex HBAnywhere](#) utility:

	Default Value	New Value
<i>ExtTransferSize</i>	0	2
<i>QueueDepth</i>	32	254

Storage Array Parameters

The following storage array parameters were changed from their default values by the TSC creation/configuration script documented in Appendix C (*page 97*).

	Default Value	New Value
<i>cacheBlockSize</i>	8	32
<i>startCacheFlush</i>	80	50
<i>stopCacheFlush</i>	80	50

APPENDIX C: TESTED STORAGE CONFIGURATION (TSC) CREATION

Before creating volumes on the storage array, please refer to Appendix B (*page 96*) for a listing of the required Emulex LPe12002 HBA parameters/options.

Storage Array Volume Creation

The storage management utility, **SANtricity**, was used to create 6 volume groups on the storage subsystem. Each volume group contains a single RAID-6 volume. All 6 RAID-6 volumes are visible by each Host System.

The physical storage volumes are created on the storage array using the SANtricity Storage Manger script editor. Launch SANtricity Storage Manager. From the Enterprise Management window, right-click the name of the storage array that you will be creating volumes on and select **Execute Script** from the pop-up menu. In the Script Editor window load the **SPC2_RAID6_Config.script** script (*listed below*). Once the script is loaded, select **Execute** from the Tools menu. The **SPC2_RAID6_Config.script** script appears at the end of the appendix.

SPC-2 Logical Volume Discovery

Start the Windows Disk Administrator to discover the six RAID-6 volumes, each of which is also an SPC-2 Logical Volume, then exit the Windows Disk Administrator.

SPC2_RAID6_Config.script

```
/* SPC-2 RAID Configuration */
/* 6 x 8+2 Volume Groups */

create volume drives[ 0,1,1 0,2,1 0,3,1 0,4,1 0,5,1 0,1,2 0,2,2 0,3,2 0,4,2
0,5,2 ]
RAIDLevel=6
segmentSize=512
userLabel="LUN_0"
owner = A;
create volume drives[ 0,1,3 0,2,3 0,3,3 0,4,3 0,5,3 0,1,4 0,2,4 0,3,4 0,4,4
0,5,4 ]
RAIDLevel=6
segmentSize=512
userLabel="LUN_1"
owner = A;
create volume drives[ 0,1,5 0,2,5 0,3,5 0,4,5 0,5,5 0,1,6 0,2,6 0,3,6 0,4,6
0,5,6 ]
RAIDLevel=6
segmentSize=512
userLabel="LUN_2"
owner = A;
create volume drives[ 0,1,7 0,2,7 0,3,7 0,4,7 0,5,7 0,1,8 0,2,8 0,3,8 0,4,8
0,5,8 ]
RAIDLevel=6
segmentSize=512
userLabel="LUN_3"
owner = b;
```

```
create volume drives[ 0,1,9 0,2,9 0,3,9 0,4,9 0,5,9 0,1,10 0,2,10 0,3,10
0,4,10 0,5,10 ]
RAIDLevel=6
segmentSize=512
userLabel="LUN_4"
owner = b;
create volume drives[ 0,1,11 0,2,11 0,3,11 0,4,11 0,5,11 0,1,12 0,2,12 0,3,12
0,4,12 0,5,12 ]
RAIDLevel=6
segmentSize=512
userLabel="LUN_5"
owner = b;

/* define host mappings */
set volume["LUN_0"] logicalUnitNumber=0 hostGroup=defaultGroup;
set volume["LUN_1"] logicalUnitNumber=1 hostGroup=defaultGroup;
set volume["LUN_2"] logicalUnitNumber=2 hostGroup=defaultGroup;
set volume["LUN_3"] logicalUnitNumber=3 hostGroup=defaultGroup;
set volume["LUN_4"] logicalUnitNumber=4 hostGroup=defaultGroup;
set volume["LUN_5"] logicalUnitNumber=5 hostGroup=defaultGroup;

set allVolumes mirrorEnabled = True writeCacheEnabled = True
cacheWithoutBatteryEnabled = False cacheReadPrefetch = True;

set storageArray cacheBlockSize = 32;
set storageArray cacheFlushStart = 50
                cacheFlushStop = 50;
```

APPENDIX D: SPC-2 WORKLOAD GENERATOR STORAGE COMMANDS AND PARAMETERS

ASU Pre-Fill

```
* SPC-2 Pre-Fill
* 512K sequential writes

*pattern=random
*compression=100          * vdBench version 5.02
compratio=1.0            * vdBench version 5.03

sd=sd1,lun=\\.\PhysicalDrive1,threads=2
sd=sd2,lun=\\.\PhysicalDrive2,threads=2
sd=sd3,lun=\\.\PhysicalDrive3,threads=2
sd=sd4,lun=\\.\PhysicalDrive4,threads=2
sd=sd5,lun=\\.\PhysicalDrive5,threads=2
sd=sd6,lun=\\.\PhysicalDrive6,threads=2

wd=wd1,sd=sd*,xfersize=524288,readpct=0,seekpct=-1

rd=rd1,wd=wd*,elapsed=36000,interval=10,iorate=max
```

Large File Processing Test (LFP)

```
* Large File Processing Test (LFP)

host=localhost,jvms=1,maxstreams=100
host=(bmr710j),jvms=1,maxstreams=100,shell=spc2

* size of 8+p
sd=default,size=1170227593216

*** From Host bmr710i ***
sd=sd1,host=localhost,lun=\\.\PhysicalDrive1
sd=sd2,host=localhost,lun=\\.\PhysicalDrive2
sd=sd3,host=localhost,lun=\\.\PhysicalDrive3
sd=sd4,host=localhost,lun=\\.\PhysicalDrive4
sd=sd5,host=localhost,lun=\\.\PhysicalDrive5
sd=sd6,host=localhost,lun=\\.\PhysicalDrive6

*** From Host bmr710j ***
sd=sd1,host=bmr710j,lun=\\.\PhysicalDrive1
sd=sd2,host=bmr710j,lun=\\.\PhysicalDrive2
sd=sd3,host=bmr710j,lun=\\.\PhysicalDrive3
sd=sd4,host=bmr710j,lun=\\.\PhysicalDrive4
sd=sd5,host=bmr710j,lun=\\.\PhysicalDrive5
sd=sd6,host=bmr710j,lun=\\.\PhysicalDrive6

maxlatestart=0
reportinginterval=5
segmentlength=512m

rd=default,rampup=180,periods=90,measurement=180,runout=45,rampdown=15,buffers=1

* LFP, "write" Test Phase

rd=default,rdpct=0,xfersize=1024k
rd=TR1_SPC-2-FP2.0,streams=48
```

```
rd=TR2_SPC-2-FP2.0,streams=24
rd=TR3_SPC-2-FP2.0,streams=12
rd=TR4_SPC-2-FP2.0,streams=6
rd=TR5_SPC-2-FP2.0,streams=1

rd=default,xfersize=256k
rd=TR6_SPC-2-FP2.0,streams=48
rd=TR7_SPC-2-FP2.0,streams=24
rd=TR8_SPC-2-FP2.0,streams=12
rd=TR9_SPC-2-FP2.0,streams=6
rd=TR10_SPC-2-FP2.0,streams=1

* LFP, "read-write" Test Phase

rd=default,rdpct=50,xfersize=1024k
rd=TR11_SPC-2-FP2.0,streams=48
rd=TR12_SPC-2-FP2.0,streams=24
rd=TR13_SPC-2-FP2.0,streams=12
rd=TR14_SPC-2-FP2.0,streams=6
rd=TR15_SPC-2-FP2.0,streams=1

rd=default,xfersize=256k
rd=TR16_SPC-2-FP2.0,streams=48
rd=TR17_SPC-2-FP2.0,streams=24
rd=TR18_SPC-2-FP2.0,streams=12
rd=TR19_SPC-2-FP2.0,streams=6
rd=TR20_SPC-2-FP2.0,streams=1

* LFP, "read" Test Phase

rd=default,rdpct=100,xfersize=1024k
rd=TR21_SPC-2-FP2.0,streams=48
rd=TR22_SPC-2-FP2.0,streams=24
rd=TR23_SPC-2-FP2.0,streams=12
rd=TR24_SPC-2-FP2.0,streams=6
rd=TR25_SPC-2-FP2.0,streams=1

rd=default,xfersize=256k
rd=TR26_SPC-2-FP2.0,streams=48
rd=TR27_SPC-2-FP2.0,streams=24
rd=TR28_SPC-2-FP2.0,streams=12
rd=TR29_SPC-2-FP2.0,streams=6
rd=TR30_SPC-2-FP2.0,streams=1
```

Large Database Query Test (LDQ)

```
* Large Data Query Test (LDQ)

host=localhost,jvms=1,maxstreams=100
host=(bmr710j),jvms=1,maxstreams=100,shell=spc2

* size of 8+p
sd=default,size=1170227593216

*** From Host bmr710i ***
sd=sd1,host=localhost,lun=\\.\PhysicalDrive1
sd=sd2,host=localhost,lun=\\.\PhysicalDrive2
sd=sd3,host=localhost,lun=\\.\PhysicalDrive3
sd=sd4,host=localhost,lun=\\.\PhysicalDrive4
sd=sd5,host=localhost,lun=\\.\PhysicalDrive5
sd=sd6,host=localhost,lun=\\.\PhysicalDrive6

*** From Host bmr710j ***
sd=sd1,host=bmr710j,lun=\\.\PhysicalDrive1
sd=sd2,host=bmr710j,lun=\\.\PhysicalDrive2
sd=sd3,host=bmr710j,lun=\\.\PhysicalDrive3
sd=sd4,host=bmr710j,lun=\\.\PhysicalDrive4
sd=sd5,host=bmr710j,lun=\\.\PhysicalDrive5
sd=sd6,host=bmr710j,lun=\\.\PhysicalDrive6

maxlatestart=0
reportinginterval=5
segmentlength=512m

rd=default,rdpct=99,rampup=180,periods=90,measurement=180,runout=45,rampdown=15

* LDQ, 1024 KiB Test Phase

rd=default,xfersize=1024k,buffers=4
rd=TR1_SPC-2-DQ2.0,streams=48
rd=TR2_SPC-2-DQ2.0,streams=24
rd=TR3_SPC-2-DQ2.0,streams=12
rd=TR4_SPC-2-DQ2.0,streams=6
rd=TR5_SPC-2-DQ2.0,streams=1

rd=default,buffers=1
rd=TR6_SPC-2-DQ2.0,streams=48
rd=TR7_SPC-2-DQ2.0,streams=24
rd=TR8_SPC-2-DQ2.0,streams=12
rd=TR9_SPC-2-DQ2.0,streams=6
rd=TR10_SPC-2-DQ2.0,streams=1

* LDQ, 64 KiB Test Phase

rd=default,xfersize=64k,buffers=4
rd=TR11_SPC-2-DQ2.0,streams=48
rd=TR12_SPC-2-DQ2.0,streams=24
rd=TR13_SPC-2-DQ2.0,streams=12
rd=TR14_SPC-2-DQ2.0,streams=6
rd=TR15_SPC-2-DQ2.0,streams=1

rd=default,buffers=1
rd=TR16_SPC-2-DQ2.0,streams=48
```

```
rd=TR17_SPC-2-DQ2.0,streams=24
rd=TR18_SPC-2-DQ2.0,streams=12
rd=TR19_SPC-2-DQ2.0,streams=6
rd=TR20_SPC-2-DQ2.0,streams=1
```

Video on Demand Delivery (VOD)

* Video on Demand Test (VOD)

```
host=localhost,jvms=5,maxstreams=1000
host=(bmr710j),jvms=5,maxstreams=1000,shell=spc2
```

```
* size of 8+p
sd=default,size=1170227593216
```

*** From Host bmr710i ***

```
sd=sd1,host=localhost,lun=\\.\\PhysicalDrive1
sd=sd2,host=localhost,lun=\\.\\PhysicalDrive2
sd=sd3,host=localhost,lun=\\.\\PhysicalDrive3
sd=sd4,host=localhost,lun=\\.\\PhysicalDrive4
sd=sd5,host=localhost,lun=\\.\\PhysicalDrive5
sd=sd6,host=localhost,lun=\\.\\PhysicalDrive6
```

*** From Host bmr710j ***

```
sd=sd1,host=bmr710j,lun=\\.\\PhysicalDrive1
sd=sd2,host=bmr710j,lun=\\.\\PhysicalDrive2
sd=sd3,host=bmr710j,lun=\\.\\PhysicalDrive3
sd=sd4,host=bmr710j,lun=\\.\\PhysicalDrive4
sd=sd5,host=bmr710j,lun=\\.\\PhysicalDrive5
sd=sd6,host=bmr710j,lun=\\.\\PhysicalDrive6
```

```
maxlatestart=0
videosegmentduration=1200
maxlatevod=0
reportinginterval=5
```

* Official RD

```
rd=default,rampup=1200,periods=600,measurement=7200,runout=45,rampdown=15
```

* High Tier

```
rd=TR1_SPC-2-VOD11.0,streams=3400,buffers=8
```

Persistence Test Run 1 (*write phase*)

* Persistence Write Phase

host=localhost, jvms=1, maxstreams=100
host=(bmr710j), jvms=1, maxstreams=100, shell=spc2

* size of 8+p
sd=default, size=1170227593216

*** From Host bmr710i ***

sd=sd1, host=localhost, lun=\\.\PhysicalDrive1
sd=sd2, host=localhost, lun=\\.\PhysicalDrive2
sd=sd3, host=localhost, lun=\\.\PhysicalDrive3
sd=sd4, host=localhost, lun=\\.\PhysicalDrive4
sd=sd5, host=localhost, lun=\\.\PhysicalDrive5
sd=sd6, host=localhost, lun=\\.\PhysicalDrive6

*** From Host bmr710j ***

sd=sd1, host=bmr710j, lun=\\.\PhysicalDrive1
sd=sd2, host=bmr710j, lun=\\.\PhysicalDrive2
sd=sd3, host=bmr710j, lun=\\.\PhysicalDrive3
sd=sd4, host=bmr710j, lun=\\.\PhysicalDrive4
sd=sd5, host=bmr710j, lun=\\.\PhysicalDrive5
sd=sd6, host=bmr710j, lun=\\.\PhysicalDrive6

maxlatestart=1
reportinginterval=5
segmentlength=512m

rd=default, rampup=180, periods=90, measurement=300, runout=0, rampdown=0, buffers=1

rd=default, rdpcct=0, xfersize=1024k
rd=TR1-48s_SPC-2-persist-w, streams=48

Persistence Test Run 2 (*read phase*)

* Persistence Read Phase

host=localhost, jvms=1, maxstreams=100
host=(bmr710j), jvms=1, maxstreams=100, shell=spc2

* size of 8+p
sd=default, size=1170227593216

*** From Host bmr710i ***

sd=sd1, host=localhost, lun=\\.\PhysicalDrive1
sd=sd2, host=localhost, lun=\\.\PhysicalDrive2
sd=sd3, host=localhost, lun=\\.\PhysicalDrive3
sd=sd4, host=localhost, lun=\\.\PhysicalDrive4
sd=sd5, host=localhost, lun=\\.\PhysicalDrive5
sd=sd6, host=localhost, lun=\\.\PhysicalDrive6

*** From Host bmr710j ***

sd=sd1, host=bmr710j, lun=\\.\PhysicalDrive1
sd=sd2, host=bmr710j, lun=\\.\PhysicalDrive2
sd=sd3, host=bmr710j, lun=\\.\PhysicalDrive3

```
sd=sd4,host=bmr710j,lun=\\.PhysicalDrive4  
sd=sd5,host=bmr710j,lun=\\.PhysicalDrive5  
sd=sd6,host=bmr710j,lun=\\.PhysicalDrive6
```

```
maxlatestart=1  
reportinginterval=5  
segmentlength=512m
```

```
maxpersistenceerrors=10
```

```
rd=default,buffers=1,rdpct=100,xfersize=1024k  
rd=TR1-48s_SPC-2-persist-r
```


APPENDIX E: SPC-2 WORKLOAD GENERATOR EXECUTION COMMANDS AND PARAMETERS

ASU Pre-Fill, Large File Processing Test, Large Database Query Test, Video on Demand Delivery Test, and Persistence Test Run 1

The following script was used to execute the required ASU pre-fill, Large File Processing Test, Large Database Query Test, Video on Demand Delivery Test and Persistence Test Run 1.

```
@echo off

echo "ASU prefill started....."
cd \bench\vdbench\vdbench503
call vdbench -f \bench\vdbench\spc2\spc2_prefill.parm -o \bench\vdbench\spc2\PreFill
cd \bench\vdbench\spc2
echo "ASU prefill complete....."

rem Directory where this is executed from:
set dir=%~dp0

rem set current class path
set cp=%~dp0

echo "Capture a storage profile at the start of the run....."
cd "\Program Files\StorageManager\client"
smcli 10.113.168.176 10.113.168.177 -c "show storageArray time; show storageArray
profile; show storageArray time;" -o \bench\vdbench\spc2\config_at_start.txt -quick
cd \bench\vdbench\spc2

java -Xmx1536m -Xms512m -Xss96k -cp %cp% vdbench -f lfp.audit -init

java -Xmx1536m -Xms512m -Xss96k -cp %cp% vdbench -f lfp.audit -o 012612.lfp6

java -Xmx1536m -Xms512m -Xss96k -cp %cp% vdbench -f ldq.audit -o 012612.ldq6

java -Xmx1536m -Xms512m -Xss96k -cp %cp% vdbench -f vod.audit -o 012612.vod6

java -Xmx1536m -Xms512m -Xss96k -cp %cp% vdbench -f persist1.audit -o
012612.persist1
```

Persistence Test Run 2

The following script was used to execute Persistence Test Run 2.

```
@echo off

rem Directory where this is executed from:
set dir=%~dp0

rem set current class path
set cp=%~dp0

java -Xmx1536m -Xms512m -Xss96k -cp %cp% vdbench -f persist2.audit -o
012612.persist2

echo "Capture a storage profile at the end of the run....."
cd "\Program Files\StorageManager\client"
smcli 10.113.168.176 10.113.168.177 -c "show storageArray time; show storageArray
profile; show storageArray time;" -o \bench\vdbench\spc2\config_at_end.txt -quick
cd \bench\vdbench\spc2
```