



SPC BENCHMARK 2™
FULL DISCLOSURE REPORT

SUN MICROSYSTEMS, INC.
SUN STOREDGE™ 3510 FC ARRAY

SPC-2™ V1.0

Submitted for Review: January 16, 2006

Submission Identifier: B00005

Revised: February 7, 2006

First Edition – January 2006

THE INFORMATION CONTAINED IN THIS DOCUMENT IS DISTRIBUTED ON AN AS IS BASIS WITHOUT ANY WARRANTY EITHER EXPRESS OR IMPLIED. The use of this information or the implementation of any of these techniques is the customer's responsibility and depends on the customer's ability to evaluate and integrate them into the customer's operational environment. While each item has been reviewed by Sun Microsystems, Inc. for accuracy in a specific situation, there is no guarantee that the same or similar results will be obtained elsewhere. Customers attempting to adapt these techniques to their own environment do so at their own risk.

This publication was produced in the United States. Sun Microsystems, Inc. may not offer the products, services, or features discussed in this document in other countries, and the information is subject to change with notice. Consult your local Sun Microsystems, Inc. representative for information on products and services available in your area.

© Copyright Sun Microsystems, Inc. 2006. All rights reserved.

Permission is hereby granted to reproduce this document in whole or in part, provided the copyright notice as printed above is set forth in full text on the title page of each item reproduced.

Trademarks

SPC Benchmark 2, SPC-2, SPC-2 MBPS, and SPC-2 Price-Performance are trademarks of the Storage Performance Council. . Sun, Sun Microsystems, the Sun logo, Sun StorEdge, and Solaris are trademarks or registered trademarks of Sun Microsystems, Inc. in the United States and other countries. UNIX is a registered trademark of The Open Group in the United States and other countries. All other brands, trademarks, and product names are the property of their respective owners.

Table of Contents

Audit Certification	9
Audit Certification (cont.)	10
Letter of Good Faith	11
Executive Summary	12
Test Sponsor and Contact Information	12
Revision Information and Key Dates	12
SPC-2 Reported Data	13
Storage Capacities and Relationships	14
Tested Storage Configuration Pricing (Priced Storage Configuration)	15
Differences between the Tested Storage Configuration (TSC) and Priced Storage Configuration	15
Benchmark Configuration/Tested Storage Configuration Diagram	16
Host System(s) and Tested Storage Configuration Components	16
Configuration Information	17
Benchmark Configuration (BC)/Tested Storage Configuration (TSC) Diagram	17
Storage Network Configuration	17
Host System and Tested Storage Configuration Table	17
Customer Tunable Parameters and Options	18
Tested Storage Configuration (TSC) Description	18
SPC-2 Workload Generator Storage Configuration	18
SPC-2 Data Repository	19
SPC-2 Storage Capacities and Relationships	19
SPC-2 Storage Capacities	19
SPC-2 Storage Hierarchy Ratios	19
SPC-2 Storage Capacities and Relationships Illustration	20
Logical Volume Capacity and ASU Mapping	21
SPC-2 Test Execution Results	22
SPC-2 Tests, Test Phases, Test Run Sequences, and Test Runs	22
Large File Processing Test	25
SPC-2 Workload Generator Commands and Parameters.....	25
SPC-2 Test Results File	26
SPC-2 Large File Processing Average Data Rates (MB/s).....	26
SPC-2 Large File Processing Average Data Rates Graph	26
SPC-2 Large File Processing Average Data Rate per Stream.....	27
SPC-2 Large File Processing Average Data Rate per Stream Graph	27

Large File Processing Test – WRITE ONLY Test Phase	28
SPC-2 “Large File Processing/WRITE ONLY/1024 KiB Transfer Size” Test Run Data – Ramp-Up Period.....	29
SPC-2 “Large File Processing/WRITE ONLY/1024 KiB Transfer Size” Test Run Data Measurement Interval, Run-Out, and Ramp-Down Periods	29
SPC-2 “Large File Processing/WRITE ONLY/1024 KiB Transfer Size” Test Run Data Measurement Interval, Run-Out, and Ramp-Down Periods	30
SPC-2 “Large File Processing/WRITE ONLY/1024 KiB Transfer Size” Average Data Rate Graph – Complete Test Run	31
SPC-2 “Large File Processing/ WRITE ONLY /1024 KiB Transfer Size” Average Data Rate Graph – Measurement Interval (MI) Only	31
SPC-2 “Large File Processing/ WRITE ONLY /1024 KiB Transfer Size” Average Data Rate per Stream Graph.....	32
SPC-2 “Large File Processing/ WRITE ONLY /1024 KiB Transfer Size” Average Response Time Graph.....	32
SPC-2 “Large File Processing/ WRITE ONLY /256 KiB Transfer Size” Test Run Data – Ramp-Up Period.....	33
SPC-2 “Large File Processing/ WRITE ONLY /256 KiB Transfer Size” Test Run Data Measurement Interval, Run-Out, and Ramp-Down Periods	33
SPC-2 “Large File Processing/ WRITE ONLY /256 KiB Transfer Size” Test Run Data Measurement Interval, Run-Out, and Ramp-Down Periods	34
SPC-2 “Large File Processing/ WRITE ONLY /256 KiB Transfer Size” Average Data Rate Graph – Complete Test Run	35
SPC-2 “Large File Processing/ WRITE ONLY /256 KiB Transfer Size” Average Data Rate Graph – Measurement Interval (MI) Only	35
SPC-2 “Large File Processing/ WRITE ONLY /256 KiB Transfer Size” Average Data Rate per Stream Graph	36
SPC-2 “Large File Processing/ WRITE ONLY /256 KiB Transfer Size” Average Response Time Graph.....	36
Large File Processing Test – READ-WRITE Test Phase	37
SPC-2 “Large File Processing/READ-WRITE/1024 KiB Transfer Size” Test Run Data – Ramp-Up Period.....	38
SPC-2 “Large File Processing/READ-WRITE/1024 KiB Transfer Size” Test Run Data Measurement Interval, Run-Out, and Ramp-Down Periods	38
SPC-2 “Large File Processing/READ-WRITE/1024 KiB Transfer Size” Test Run Data Measurement Interval, Run-Out, and Ramp-Down Periods	39
SPC-2 “Large File Processing/ READ-WRITE/1024 KiB Transfer Size” Average Data Rate Graph – Complete Test Run	40
SPC-2 “Large File Processing/ READ-WRITE/1024 KiB Transfer Size” Average Data Rate Graph – Measurement Interval (MI) Only	40
SPC-2 “Large File Processing/READ-WRITE/1024 KiB Transfer Size” Average Data Rate per Stream Graph	41

SPC-2 “Large File Processing/READ-WRITE/1024 KiB Transfer Size” Average Response Time Graph..... 41

SPC-2 “Large File Processing/READ-WRITE/256 KiB Transfer Size” Test Run Data – Ramp-Up Period..... 42

SPC-2 “Large File Processing/READ-WRITE/256 KiB Transfer Size” Test Run Data Measurement Interval, Run-Out, and Ramp-Down Periods 42

SPC-2 “Large File Processing/READ-WRITE/256 KiB Transfer Size” Test Run Data Measurement Interval, Run-Out, and Ramp-Down Periods 43

SPC-2 “Large File Processing/READ-WRITE/256 KiB Transfer Size” Average Data Rate Graph – Complete Test Run 44

SPC-2 “Large File Processing/READ-WRITE/256 KiB Transfer Size” Average Data Rate Graph – Measurement Interval (MI) Only 44

SPC-2 “Large File Processing/READ-WRITE/256 KiB Transfer Size” Average Data Rate per Stream Graph 45

SPC-2 “Large File Processing/READ-WRITE/256 KiB Transfer Size” Average Response Time Graph..... 45

Large File Processing Test – READ ONLY Test Phase 46

SPC-2 “Large File Processing/READ ONLY/1024 KiB Transfer Size” Test Run Data – Ramp Up Period..... 47

SPC-2 “Large File Processing/READ ONLY/1024 KiB Transfer Size” Test Run Data..... 47

SPC-2 “Large File Processing/READ ONLY/1024 KiB Transfer Size” Test Run Data..... 48

Measurement Interval, Run-Out, and Ramp-Down Periods 48

SPC-2 “Large File Processing/READ ONLY/1024 KiB Transfer Size” Average Data Rate Graph – Complete Test Run 49

SPC-2 “Large File Processing/READ ONLY/1024 KiB Transfer Size” Average Data Rate Graph – Measurement Interval (MI) Only 49

SPC-2 “Large File Processing/READ ONLY/1024 KiB Transfer Size” Average Data Rate per Stream Graph 50

SPC-2 “Large File Processing/READ ONLY/1024 KiB Transfer Size” Average Response Time Graph..... 50

SPC-2 “Large File Processing/READ ONLY/256 KiB Transfer Size” Test Run Data – Ramp-Up Period..... 51

SPC-2 “Large File Processing/READ ONLY/256 KiB Transfer Size” Test Run Data Measurement Interval, Run-Out, and Ramp-Down Periods 51

SPC-2 “Large File Processing/READ ONLY/256 KiB Transfer Size” Test Run Data Measurement Interval, Run-Out, and Ramp-Down Periods 52

SPC-2 “Large File Processing/READ ONLY/256 KiB Transfer Size” Average Data Rate Graph – Complete Test Run 53

SPC-2 “Large File Processing/READ ONLY/256 KiB Transfer Size” Average Data Rate Graph – Measurement Interval (MI) Only 53

SPC-2 “Large File Processing/READ ONLY/256 KiB Transfer Size” Average Data Rate per Stream Graph 54

SPC-2 “Large File Processing/READ ONLY/256 KiB Transfer Size” Average Response Time Graph.....	54
Large Database Query Test.....	55
SPC-2 Workload Generator Commands and Parameters.....	55
SPC-2 Test Results File.....	55
SPC-2 Large Database Query Average Data Rates (MB/s).....	56
SPC-2 Large Database Query Average Data Rates Graph.....	56
SPC-2 Large Database Query Average Data Rate per Stream.....	56
SPC-2 Large Database Query Average Data Rate per Stream.....	57
SPC-2 Large Database Query Average Data Rate per Stream Graph.....	57
Large Database Query Test – 1024 KiB TRANSFER SIZE Test Phase	58
SPC-2 “Large Database Query/1024 KiB Transfer Size/4 Outstanding I/Os” Test Run Data – Ramp-Up Period.....	59
SPC-2 “Large Database Query/1024 KiB Transfer Size/4 Outstanding I/Os” Test Run Data Measurement Interval, Run-Out, and Ramp-Down Periods.....	59
SPC-2 “Large Database Query/1024 KiB Transfer Size/4 Outstanding I/Os” Test Run Data Measurement Interval, Run-Out, and Ramp-Down Periods.....	60
SPC-2 “Large Database Query/1024 KiB Transfer Size/4 Outstanding I/Os” Average Data Rate Graph – Complete Test Run.....	61
SPC-2 “Large Database Query/1024 KiB Transfer Size/4 Outstanding I/Os” Average Data Rate Graph – Measurement Interval (MI) Only.....	61
SPC-2 “Large Database Query/1024 KiB Transfer Size/4 Outstanding I/Os” Average Data Rate per Stream Graph.....	62
SPC-2 “Large Database Query/1024 KiB Transfer Size/4 Outstanding I/Os” Average Response Time Graph.....	62
SPC-2 “Large Database Query/1024 KiB Transfer Size/1 Outstanding I/O” Test Run Data – Ramp-Up Period.....	63
SPC-2 “Large Database Query/1024 KiB Transfer Size/1 Outstanding I/O” Test Run Data Measurement Interval, Run-Out, and Ramp-Down Periods.....	63
SPC-2 “Large Database Query/1024 KiB Transfer Size/1 Outstanding I/O” Test Run Data Measurement Interval, Run-Out, and Ramp-Down Periods.....	64
SPC-2 “Large Database Query/1024 KiB Transfer Size/1 Outstanding I/O” Average Data Rate Graph – Complete Test Run.....	65
SPC-2 “Large Database Query/1024 KiB Transfer Size/1 Outstanding I/O” Average Data Rate Graph – Measurement Interval (MI) Only.....	65
SPC-2 “Large Database Query/1024 KiB Transfer Size/1 Outstanding I/O” Average Data Rate per Stream Graph.....	66
SPC-2 “Large Database Query/1024 KiB Transfer Size/1 Outstanding I/O” Average Response Time Graph.....	66
Large Database Query Test – 64 KiB TRANSFER SIZE Test Phase	67
SPC-2 “Large Database Query/64 KiB Transfer Size/4 Outstanding I/Os” Test Run Data – Ramp-Up Period.....	68

SPC-2 “Large Database Query/64 KiB Transfer Size/4 Outstanding I/Os” Test Run Data Measurement Interval, Run-Out, and Ramp-Down Periods	69
SPC-2 “Large Database Query/64 KiB Transfer Size/4 Outstanding I/Os” Average Data Rate Graph – Complete Test Run	70
SPC-2 “Large Database Query/64 KiB Transfer Size/4 Outstanding I/Os” Average Data Rate Graph – Measurement Interval (MI) Only	70
SPC-2 “Large Database Query/64 KiB Transfer Size/4 Outstanding I/Os” Average Data Rate per Stream Graph.....	71
SPC-2 “Large Database Query/64 KiB Transfer Size/4 Outstanding I/Os” Average Response Time Graph.....	71
SPC-2 “Large Database Query/64 KiB Transfer Size/1 Outstanding I/O” Test Run Data – Ramp-Up Period.....	72
SPC-2 “Large Database Query/64 KiB Transfer Size/1 Outstanding I/O” Test Run Data Measurement Interval, Run-Out, and Ramp-Down Period	72
SPC-2 “Large Database Query/64 KiB Transfer Size/1 Outstanding I/O” Test Run Data Measurement Interval, Run-Out, and Ramp-Down Period.....	73
SPC-2 “Large Database Query/64 KiB Transfer Size/1 Outstanding I/O” Average Data Rate Graph – Complete Test Run	74
SPC-2 “Large Database Query/64 KiB Transfer Size/1 Outstanding I/O” Average Data Rate Graph – Measurement Interval (MI) Only	74
SPC-2 “Large Database Query/64 KiB Transfer Size/1 Outstanding I/O” Average Data Rate per Stream Graph.....	75
SPC-2 “Large Database Query/64 KiB Transfer Size/1 Outstanding I/O” Average Response Time Graph.....	75
Video on Demand Delivery Test	76
SPC-2 Workload Generator Commands and Parameters.....	76
SPC-2 Test Results File	77
SPC-2 Video on Demand Delivery Test Run Data	77
Video on Demand Delivery Test – TEST RUN DATA BY INTERVAL.....	78
SPC-2 Video on Demand Delivery Average Data Rate Graph	79
SPC-2 Video on Demand Delivery Average Data Rate per Stream Graph.....	79
SPC-2 Video on Demand Delivery Average Response Time Graph	79
SPC-2 Video on Demand Delivery Average Response Time Graph	80
SPC-2 Video on Demand Delivery Maximum Response Time Graph.....	80
Data Persistence Test.....	81
SPC-2 Workload Generator Commands and Parameters.....	81
Data Persistence Test Results File	81
Data Persistence Test Results.....	82
Priced Storage Configuration Availability Date.....	83
Anomalies or Irregularities	83
Appendix A: SPC-2 Glossary	84

“Decimal” (<i>powers of ten</i>) Measurement Units.....	84
“Binary” (<i>powers of two</i>) Measurement Units.....	84
SPC-2 Data Repository Definitions.....	84
SPC-2 Data Protection Levels	85
SPC-2 Test Execution Definitions	85
I/O Completion Types.....	88
SPC-2 Test Run Components.....	88
Appendix B: Customer Tunable Parameters and Options.....	89
Appendix C: Tested Storage Configuration (TSC) Creation	90
Appendix D: SPC-2 Workload Generator Storage Commands and Parameters	93
Large File Processing Test (“ <i>spc2-lfp-SH.txt</i> ”).....	93
Large Database Query Test (“ <i>spc2-ldq-SH.txt</i> ”).....	94
Video on Demand Delivery Test (“ <i>spc2-vod-SH.txt</i> ”)	95
Persistence Test Run 1 (“ <i>spc2-persist1-SH.txt</i> ”).....	95
Persistence Test Run 2 (“ <i>spc2-persist2-SH.txt</i> ”).....	96
Appendix E: SPC-2 Workload Generator Execution Commands and Parameters	97
“runspc2-audit-3510.sh”	97
“runspc2-audit-3510-persist2”	98

AUDIT CERTIFICATION



Leah Schoeb
Sun Microsystems, Inc.
5300 Riata Park Court AUS08
Austin, TX 78721

December 6, 2005

The SPC Benchmark 2™ results listed below for the Sun StorEdge™ 3510 FC Array were produced in compliance with the SPC Benchmark 2™ V1.0 Onsite Audit requirements.

SPC Benchmark 2™ V1.0 Results	
Tested Storage Configuration (TSC) Name: Sun StorEdge™ 3510 FC Array	
Metric	Reported Result
SPC-2 MBPS™	343.72
SPC-2 Price-Performance	\$201.41/SPC-2 MBPS™
Total ASU Capacity	560.493 GB
Data Protection Level	Mirroring
Total Price (including three-year maintenance)	\$69,228.00

The following SPC Benchmark 2™ Onsite Audit requirements were reviewed and found compliant with V1.0 of the SPC Benchmark 2™ specification:

- A Letter of Good Faith, signed by a senior executive.
- The following Data Repository storage items were verified by physical inspection and information supplied by Sun Microsystems, Inc.:
 - ✓ Physical Storage Capacity and related requirements.
 - ✓ Configured Storage Capacity and related requirements.
 - ✓ Addressable Storage Capacity and related requirements.
 - ✓ Capacity of each Logical Volume and related requirements.
 - ✓ Capacity of the Application Storage Unit (ASU) and related requirements.
- An appropriate diagram of the Benchmark Configuration (BC)/Tested Storage Configuration (TSC).
- Physical verification of the components to match the above diagram.
- Listings and commands to create and configure the Benchmark Configuration/Tested Storage Configuration, including each customer tunable parameter or option that was changed from its default value.

Storage Performance Council
643 Bair Island Road, Suite 103
Redwood City, CA 94062
AuditService@StoragePerformance.org
650.556.9384

AUDIT CERTIFICATION (CONT.)

Sun StorEdge™ 3510 FC Array
SPC-2 Audit Certification

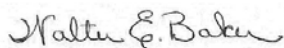
Page 2

- The following Host System items were verified by physical inspection and information supplied by Sun Microsystems, Inc.:
 - ✓ Required Host System configuration information.
 - ✓ The TSC boundary within each Host System.
- The following SPC-2 Workload Generator information was verified by physical inspection and information supplied by Sun Microsystems, Inc.:
 - ✓ The presence and version number of the Workload Generator on each Host System.
 - ✓ Commands and parameters used to configure the SPC-2 Workload Generator.
- The execution of each Test, Test Phase, and Test Run was observed and found compliant with all of the requirements and constraints of Clauses 5 and 6 of the SPC-2 Benchmark Specification.
- The Test Results Files and resultant Summary Results Files received for each of the following were authentic, accurate, and compliant with all of the requirements and constraints of Clauses 5 and 6 of the SPC-2 Benchmark Specification:
 - ✓ Data Persistence Test
 - ✓ Large File Processing Test
 - ✓ Large Database Query Test
 - ✓ Video on Demand Delivery Test
- There were no differences between the Tested Storage Configuration (TSC) used for the benchmark and Priced Storage Configuration.
- The final version of the pricing spreadsheet met all of the requirements and constraints of Clause 9 of the SPC-2 Benchmark Specification.
- The Full Disclosure Report (FDR) met all of the requirements in Clause 10 of the SPC-2 Benchmark Specification.

Audit Notes:

There were no additional audit notes or exceptions.

Respectfully,



Walter E. Baker
SPC Auditor

Storage Performance Council
643 Bair Island Road, Suite 103
Redwood City, CA 94062
AuditService@StoragePerformance.org
650.558.9384

LETTER OF GOOD FAITH

Sun Microsystems, Inc.
7777 Gateway Blvd, Newark, Ca. 94560

Date: 12/1/05

From: Kathleen Holmgren



To: Walter Baker

Subject: SPC-1 Letter of Good Faith for the StorEdge™ 3510

Sun Microsystems Inc. is the SPC-2 Test Sponsor for the above listed product. To the best of our knowledge and belief, the required SPC-2 benchmark results and materials we have submitted for that product are complete, accurate, and in full compliance with V1.0 of the SPC-2 benchmark specification.

In addition, we have reported any items in the Benchmark Configuration and execution of the benchmark that affected the reported results even if the items are not explicitly required to be disclosed by the SPC-2 benchmark specification.

Signed:

A handwritten signature in cursive script, appearing to read "Kathleen Holmgren", with a long horizontal flourish extending to the right.

Kathleen Holmgren
Senior Vice President, Product Line Management, Data Management Group

EXECUTIVE SUMMARY

Test Sponsor and Contact Information

Test Sponsor and Contact Information	
Test Sponsor Primary Contact	Sun Microsystems, Inc. – http://www.sun.com Leah Schoeb – leah.schoeb@sun.com 5300 Riata Park Court AUS08 Austin, TX 78721 Phone: (512) 266-2523 FAX: (512) 266-2523
Test Sponsor Alternate Contact	Sun Microsystems, Inc. – http://www.sun.com Tom Sheffield – tom.sheffield@sun.com 500 Eldorado Blvd. BRM05 Broomfield, CO 80021 Phone: (303) 272-8804 FAX: (303) 272-7491
Auditor	Storage Performance Council – http://www.StoragePerformance.org Walter E. Baker – AuditService@StoragePerformance.org 643 Bair Island Road, Suite 103 Redwood City, CA 94063 Phone: (650) 556-9384 FAX: (650) 556-9385

Revision Information and Key Dates

Revision Information and Key Dates	
SPC-2 Specification revision number	V1.0
SPC-2 Workload Generator revision number	spc2rc9f
Date Results were first used publicly	January 16, 2006
Date FDR was submitted to the SPC	January 16, 2006
Date revised FDR was submitted to the SPC Revised pricing	February 7, 2006
Date the TSC will be available for shipment to customers	currently available
Date the TSC completed audit certification	December 5 2005

SPC-2 Reported Data

SPC-2 Reported Data consists of three groups of information:

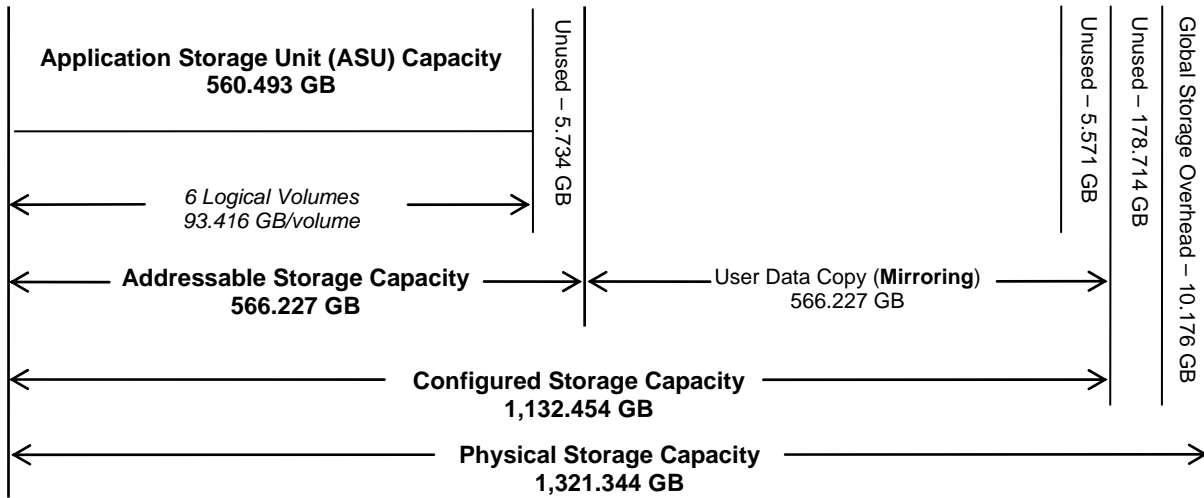
- The following SPC-2 Primary Metrics, which characterize the overall benchmark result:
 - SPC-2 MBPS™
 - SPC-2 Price Performance
 - Application Storage Unit (ASU) Capacity
- Supplemental data to the SPC-2 Primary Metrics.
 - Total Price
 - Data Protection Level

Reported Data for each SPC Test: Large File Processing (LFP), Large Database Query (LDQ), and Video on Demand Delivery (VOD) Test.

Sun StorEdge 3510 Array				
SPC-2 MBPS™	SPC-2 Price-Performance	ASU Capacity (GB)	Total Price	Data Protection Level
343.72	\$126.05	560.493	\$43,327.00	Mirroring
<i>The above SPC-2 MBPS™ value represents the aggregate data rate of all three SPC-2 workloads: Large File Processing (LFP), Large Database Query (LDQ), and Video On Demand (VOD)</i>				
SPC-2 Large File Processing (LFP) Reported Data				
	Data Rate (MB/second)	Number of Streams	Data Rate per Stream	Price-Performance
LFP Composite	248.33			\$174.47
Write Only:				
1024 KiB Transfer	138.85	24	5.79	
256 KiB Transfer	126.23	24	5.26	
Read-Write:				
1024 KiB Transfer	221.94	24	9.25	
256 KiB Transfer	204.08	24	8.50	
Read Only:				
1024 KiB Transfer	403.33	24	16.81	
256 KiB Transfer	395.56	24	16.48	
<i>The above SPC-2 Data Rate value for LFP Composite represents the aggregate performance of all three LFP Test Phases: (Write Only, Read-Write, and Read Only).</i>				
SPC-2 Large Database Query (LDQ) Reported Data				
	Data Rate (MB/second)	Number of Streams	Data Rate per Stream	Price-Performance
LDQ Composite	389.60			\$111.21
1024 KiB Transfer Size				
4 I/Os Outstanding	404.74	18	22.49	
1 I/O Outstanding	404.02	18	22.45	
64 KiB Transfer Size				
4 I/Os Outstanding	374.96	30	12.50	
1 I/O Outstanding	374.69	30	12.49	
<i>The above SPC-2 Data Rate value for LDQ Composite represents the aggregate performance of the two LDQ Test Phases: (1024 KiB and 64 KiB Transfer Sizes).</i>				
SPC-2 Video On Demand (VOD) Reported Data				
	Data Rate (MB/second)	Number of Streams	Data Rate per Stream	Price-Performance
	393.22	500	0.79	\$110.19

Storage Capacities and Relationships

The following diagram (not to scale) documents the various storage capacities and their relationships, used in this SPC-2 benchmark measurement.



Tested Storage Configuration Pricing (*Priced Storage Configuration*)

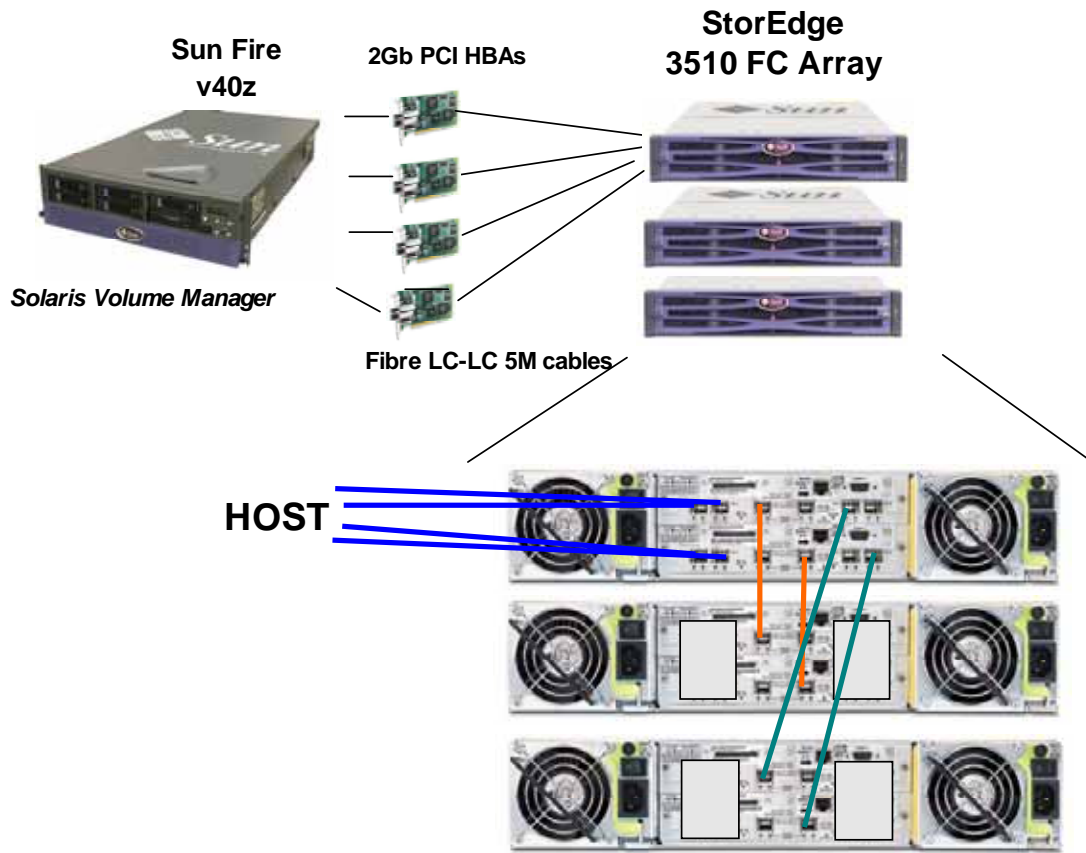
Part Number	Description	Quantity	US List	Extended	Disc.	Ave. Price
XTA3510R01A2S436	Sun StorEdge 3510 Fibre Channel Array	1	\$26,995	\$26,995	38%	\$16,737
	2 FC-AL HW RAID Controllers					
	1GB Std cache per Controller					
	2 AC power supplies					
	Sun StorEdge Configuration Service					
	Rack Ready					
XTA3510R01A0S436	12 36GB/15K Drives					
	Sun StorEdge 3510 Fibre Channel Array JBOD	2	\$12,995	\$25,990	38%	\$16,114
	Rack Ready					
	2 AC power supplies					
	12 36GB/15K Drives					
W9D-6120-2-2403G	3-Year Maintenance Agreement	1	\$13,464	\$13,464	50%	\$6,732
X6767A	2Gb PCI Single FC Host Based Adapter	4	\$1,560	\$6,240	40%	\$3,744
Total			\$55,014	\$72,689		\$43,327

The above pricing (*three year Gold maintenance*) provides maintenance/support for 24 hours per day, 7 days per week for three years with four hour acknowledgement and four hour subsequent response (support engineer onsite or customer replaceable part available).

Differences between the Tested Storage Configuration (TSC) and Priced Storage Configuration

There were no differences between the Tested Storage Configuration (TSC) and the Priced Storage Configuration.

Benchmark Configuration/Tested Storage Configuration Diagram



Host System(s) and Tested Storage Configuration Components

Host Systems:	Tested Storage Configuration (TSC):
UID=HS-1	4 – 2Gbs single FC PCI HBAs
SunFire V40 4 – AMD Opteron 2.4 GHz CPUs 1 MB Level 2 cache per CPU	UID=SC-1 Sun StorEdge 3510 FC Array
4 GB main memory	2 FC-AL HW RAID Controllers each with 1 GB cache
Solaris 10 FCS	8 Fibre Channel ports
PCI	2 JBOD Expansion Units
WG	36 – 36 GB, 15K RPM FC disk drives

CONFIGURATION INFORMATION

This portion of the Full Disclosure Report documents and illustrates the detailed information necessary to recreate the Benchmark Configuration (BC), including the Tested Storage Configuration (TSC), so that the SPC-2 benchmark result produced by the BC may be independently reproduced.

In each of the following sections of this document, the appropriate Full Disclosure Report requirement, from the SPC-2 benchmark specification, is stated in italics followed by the information to fulfill the stated requirement.

Benchmark Configuration (BC)/Tested Storage Configuration (TSC) Diagram

Clause 10.6.5.7

The Executive Summary will contain a one page BC/TSC diagram that illustrates all major components of the BC/TSC.

The Benchmark Configuration (BC)/Tested Storage Configuration (TSC) is illustrated on page 16 (*Benchmark Configuration/Tested Storage Configuration Diagram*).

Storage Network Configuration

Clause 9.2.4.4.2

If a storage network was configured as a part of the Tested Storage Configuration and the Benchmark Configuration described in Clause 10.6.5.7 contains a high-level illustration of the network configuration, the Executive Summary will contain a one page topology diagram of the storage network as illustrated in Figure 10.8.

The storage network configured as a part of the Tested Storage Configuration is illustrated on page 16 (*Benchmark Configuration/Tested Storage Configuration Diagram*).

Host System and Tested Storage Configuration Table

Clause 10.6.5.9

The Executive Summary will contain a table that lists the major components of each Host System and the Tested Storage Configuration.

The components that comprise each Host System and the Tested Storage Configuration are listed in the table that appears on page 16 (*Host System(s) and Tested Storage Configuration Components*).

Customer Tunable Parameters and Options

Clause 10.6.6.1

All Benchmark Configuration (BC) components with customer tunable parameter and options that have been altered from their default values must be listed in the FDR. The FDR entry for each of those components must include both the name of the component and the altered value of the parameter or option. If the parameter name is not self-explanatory to a knowledgeable practitioner, a brief description of the parameter's use must also be included in the FDR entry.

“Appendix B: Customer Tunable Parameters and Options” on page 89 contains the customer tunable parameters and options that have been altered from their default values for this benchmark.

Tested Storage Configuration (TSC) Description

Clause 10.6.6.2

The Full Disclosure Report must include sufficient information to recreate the logical representation of the Tested Storage Configuration (TSC). In addition to customer tunable parameters and options (Clause 10.6.6.1), that information must include, at a minimum:

- A diagram and/or description of the following:
 - All physical components that comprise the TSC. Those components are also illustrated in the BC Configuration Diagram in Clause 10.6.5.7 and the Storage Network Configuration Diagram in Clause 10.6.5.8.
 - The logical representation of the TSC, configured from the above components that will be presented to the SPC-2 Workload Generator.
- Listings of scripts used to create the logical representation of the TSC.
- If scripts were not used, a description of the process used with sufficient detail to recreate the logical representation of the TSC.

“Appendix C: Tested Storage Configuration (TSC) Creation” on page 90 contains the detailed information that describes how to create and configure the logical TSC.

SPC-2 Workload Generator Storage Configuration

Clause 10.6.6.3

The Full Disclosure Report will include all SPC-2 Workload Generator storage configuration commands and parameters used in the SPC-2 benchmark measurement.

The SPC-2 Workload Generator storage configuration commands and parameters for this measurement appear in “Appendix D: SPC-2 Workload Generator Storage Commands and Parameters” on page 90.

SPC-2 DATA REPOSITORY

This portion of the Full Disclosure Report presents the detailed information that fully documents the various SPC-2 storage capacities and mappings used in the Tested Storage Configuration. “SPC-2 Data Repository Definitions” on page 84 contains definitions of terms specific to the SPC-2 Data Repository.

In each of the following sections of this document, the appropriate Full Disclosure Report requirement, from the SPC-2 benchmark specification, is stated in italics followed by the information to fulfill the stated requirement.

SPC-2 Storage Capacities and Relationships

Two tables and an illustration documenting the storage capacities and relationships of the SPC-2 Storage Hierarchy (Clause 2.1) shall be included in the FDR.

SPC-2 Storage Capacities

SPC-2 Storage Capacities		
Storage Hierarchy Component	Units	Capacity
Total ASU Capacity	Gigabytes (GB)	560.493
Addressable Storage Capacity	Gigabytes (GB)	566.227
Configured Storage Capacity	Gigabytes (GB)	1,132.454
Physical Storage Capacity	Gigabytes (GB)	1,321.342
Data Protection Overhead (mirror)	Gigabytes (GB)	566.227
Required Storage	Gigabytes (GB)	0.000
Global Storage Overhead	Gigabytes (GB)	10.174
Total Unused Storage	Gigabytes (GB)	190.018

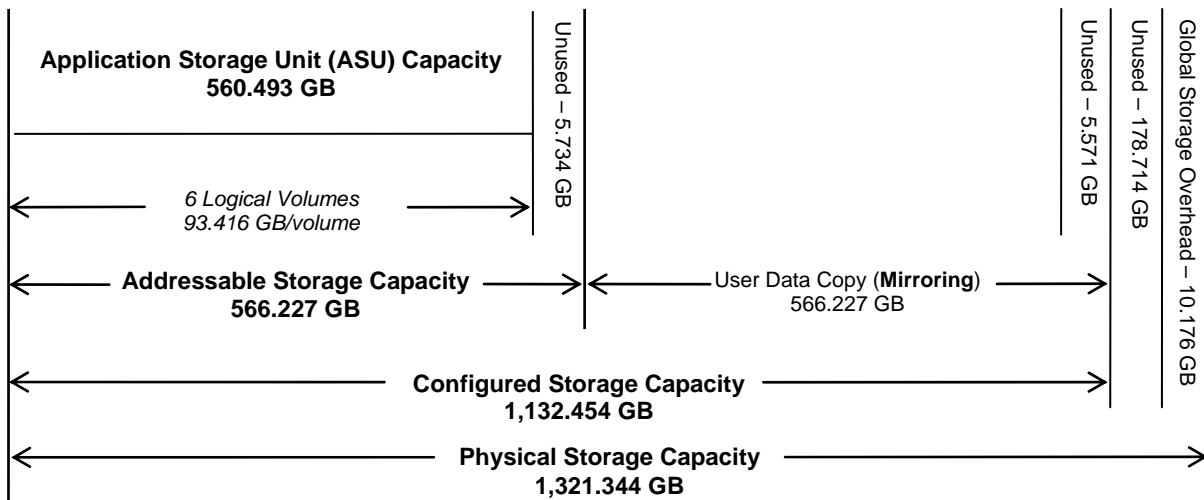
SPC-2 Storage Hierarchy Ratios

	Addressable Storage Capacity	Configured Storage Capacity	Physical Storage Capacity
Total ASU Capacity	98.99%	49.49%	42.42%
Required for Data Protection (Mirroring)		50.00%	42.85%
Addressable Storage Capacity		50.00%	42.85%
Required Storage		0.00%	0.00%
Configured Storage Capacity			85.70%
Global Storage Overhead			0.77%
Unused Storage:			
Addressable	1.01%		
Configured		16.26%	
Physical			13.53%

The Physical Storage Capacity consisted of 1,321.342 GB distributed over 36 disk drives each with a formatted capacity of 36.704 GB. There was 178.714 GB (13.53%) of Unused Storage within the Physical Storage Capacity. Global Storage Overhead consisted of 10.178 GB (0.77%) of Physical Storage Capacity. There was 5.571 GB (16.26%) of Unused Storage within the Configured Storage Capacity. The Total ASU Capacity utilized 98.99% of the Addressable Storage Capacity resulting in 5.734 GB (1.01%) of Unused Storage within the Addressable Storage Capacity.

SPC-2 Storage Capacities and Relationships Illustration

The various storage capacities configured in the benchmark result are illustrated below (not to scale).



Logical Volume Capacity and ASU Mapping

Clause 10.6.7.2

A table illustrating the capacity of the Application Storage Unit (ASU) and the mapping of Logical Volumes to ASU will be provided in the FDR. Capacity must be stated in gigabytes (GB) as a value with a minimum of two digits to the right of the decimal point. Each Logical Volume will be sequenced in the table from top to bottom per its position in the contiguous address space of the ASU. Each Logical Volume entry will list its total capacity, the portion of that capacity used for the ASU, and any unused capacity.

Logical Volume (LV) Capacity and Mapping			
ASU (560.493 GB)			
	Total Capacity (GB)	Capacity Used (GB)	Capacity Unused (GB)
Logical Volumes 1-6	94.344 per LV	93.416 per LV	0.93 per LV

See the Storage Definition (sd) entries in “Appendix D: SPC-2 Workload Generator Storage Commands and Parameters” on page 90 for more detailed configuration information.

SPC-2 TEST EXECUTION RESULTS

This portion of the Full Disclosure Report documents the results of the various SPC-2 Test, Test Phases, Test Run Sequences, and Test Runs. “SPC-2 Test Execution Definitions” on page 85 contains definitions of terms specific to the SPC-2 Data Repository.

In each of the following sections of this document, the appropriate Full Disclosure Report requirement, from the SPC-2 benchmark specification, is stated in italics followed by the information to fulfill the stated requirement.

SPC-2 Tests, Test Phases, Test Run Sequences, and Test Runs

The SPC-2 benchmark consists of the following Tests, Test Phases, Test Run Sequences, and Test Runs:

- **Data Persistence Test**
 - Data Persistence Test Run 1
 - Data Persistence Test Run 2

- **Large File Processing Test**
 - WRITE ONLY Test Phase
 - Test Run Sequence 1
 - ✓ Test Run 1 – 1024 KiB Transfer – maximum number of Streams
 - ✓ Test Run 2 – 1024 KiB Transfer – 50% of Test Run 1’s Streams value
 - ✓ Test Run 3 – 1024 KiB Transfer – 25% of Test Run 1’s Streams value
 - ✓ Test Run 4 – 1024 KiB Transfer – 12.5% of Test Run 1’s Streams value
 - ✓ Test Run 5 – 1024 KiB Transfer – single (1) Stream
 - Test Run Sequence 2
 - ✓ Test Run 6 – 256 KiB Transfer – maximum number of Streams
 - ✓ Test Run 7 – 256 KiB Transfer – 50% of Test Run 6’s Streams value
 - ✓ Test Run 8 – 256 KiB Transfer – 25% of Test Run 6’s Streams value
 - ✓ Test Run 9 – 256 KiB Transfer – 12.5% of Test Run 6’s Streams value
 - ✓ Test Run 10 – 256 KiB Transfer – single (1) Stream
 - READ-WRITE Test Phase
 - Test Run Sequence 3
 - ✓ Test Run 11 – 1024 KiB Transfer – maximum number of Streams
 - ✓ Test Run 12 – 1024 KiB Transfer – 50% of Test Run 11’s Streams value
 - ✓ Test Run 13 – 1024 KiB Transfer – 25% of Test Run 11’s Streams value
 - ✓ Test Run 14 – 1024 KiB Transfer – 12.5% of Test Run 11’s Streams value
 - ✓ Test Run 15 – 1024 KiB Transfer – single (1) Stream
 - Test Run Sequence 4
 - ✓ Test Run 16 – 256 KiB Transfer – maximum number of Streams
 - ✓ Test Run 17 – 256 KiB Transfer – 50% of Test Run 16’s Streams value
 - ✓ Test Run 18 – 256 KiB Transfer – 25% of Test Run 16’s Streams value
 - ✓ Test Run 19 – 256 KiB Transfer – 12.5% of Test Run 16’s Streams value
 - ✓ Test Run 20 – 256 KiB Transfer – single (1) Stream

- **Large File Processing Test (continued)**
 - READ ONLY Test Phase
 - Test Run Sequence 5
 - ✓ Test Run 21 – 1024 KiB Transfer – maximum number of Streams
 - ✓ Test Run 22 – 1024 KiB Transfer – 50% of Test Run 21's Streams value
 - ✓ Test Run 23 – 1024 KiB Transfer – 25% of Test Run 21's Streams value
 - ✓ Test Run 24 – 1024 KiB Transfer – 12.5% of Test Run 21's Streams value
 - ✓ Test Run 25 – 1024 KiB Transfer – single (1) Stream
 - Test Run Sequence 6
 - ✓ Test Run 26 – 256 KiB Transfer – maximum number of Streams
 - ✓ Test Run 27 – 256 KiB Transfer – 50% of Test Run 26's Streams value
 - ✓ Test Run 28 – 256 KiB Transfer – 25% of Test Run 26's Streams value
 - ✓ Test Run 29 – 256 KiB Transfer – 12.5% of Test Run 26's Streams value
 - ✓ Test Run 30 – 256 KiB Transfer – single (1) Stream
- **Large Database Query Test**
 - 1024 KiB TRANSFER SIZE Test Phase
 - Test Run Sequence 1
 - ✓ Test Run 1 – 4 I/O Requests Outstanding – maximum number of Streams
 - ✓ Test Run 2 – 4 I/O Requests Outstanding – 50% of Test Run 1's Streams value
 - ✓ Test Run 3 – 4 I/O Requests Outstanding – 25% of Test Run 1's Streams value
 - ✓ Test Run 4 – 4 I/O Requests Outstanding – 12.5% of Test Run 1's Streams value
 - ✓ Test Run 5 – 4 I/O Requests Outstanding – single (1) Stream
 - Test Run Sequence 2
 - ✓ Test Run 6 – 1 I/O Request Outstanding – maximum number of Streams
 - ✓ Test Run 7 – 1 I/O Request Outstanding – 50% of Test Run 6's Streams value
 - ✓ Test Run 8 – 1 I/O Request Outstanding – 25% of Test Run 6's Streams value
 - ✓ Test Run 9 – 1 I/O Request Outstanding – 12.5% of Test Run 6's Streams value
 - ✓ Test Run 10 – 1 I/O Request Outstanding – single (1) Stream
 - 64 KiB TRANSFER SIZE Test Phase
 - Test Run Sequence 3
 - ✓ Test Run 11 – 4 I/O Requests Outstanding – maximum number of Streams
 - ✓ Test Run 12 – 4 I/O Requests Outstanding – 50% of Test Run 11's Streams value
 - ✓ Test Run 13 – 4 I/O Requests Outstanding – 25% of Test Run 11's Streams value
 - ✓ Test Run 14 – 4 I/O Requests Outstanding – 12.5% of Test Run 11's Streams value
 - ✓ Test Run 15 – 4 I/O Requests Outstanding – single (1) Stream
 - Test Run Sequence 4
 - ✓ Test Run 16 – 1 I/O Request Outstanding – maximum number of Streams
 - ✓ Test Run 17 – 1 I/O Request Outstanding – 50% of Test Run 16's Streams value
 - ✓ Test Run 18 – 1 I/O Request Outstanding – 25% of Test Run 16's Streams value
 - ✓ Test Run 19 – 1 I/O Request Outstanding – 12.5% of Test Run 16's Streams value
 - ✓ Test Run 20 – 1 I/O Request Outstanding – single (1) Stream
- **Video on Demand Delivery Test**
 - Video on Demand Delivery Test Run

Each Test is an atomic unit that must be executed from start to finish before any other Test, Test Phase, or Test Run may be executed. The Tests may be executed in any sequence.

The results from each Test, Test Phase, and Test Run are listed below along with a more detailed explanation of each component.

Large File Processing Test

Clause 6.4.2.1

The Large File Processing Test consists of the I/O operations associated with the type of applications, in a wide range of fields, which require simple sequential processing of one or more large files. Specific examples of those types of applications include scientific computing and large-scale financial processing

Clause 6.4.2.2

The Large File Processing Test has three Test Phases, which shall be executed in the following uninterrupted sequence:

1. *WRITE ONLY*
2. *READ-WRITE*
3. *READ ONLY*

The BC shall not be restarted or manually disturbed, altered, or adjusted during the execution of the Large File Processing Test. If power is lost to the BC during this Test all results shall be rendered invalid and the Test re-run in its entirety.

Clause 10.6.8.1

The Full Disclosure Report will contain the following content for the Large File Processing Test:

1. *A listing of the SPC-2 Workload Generator commands and parameters used to execute each of the Test Runs in the Large File Processing Test.*
2. *The human readable SPC-2 Test Results File for each of the Test Runs in the Large File Processing Test.*
3. *A table that contains the following information for each Test Run in all three Test Phases of the Large File Processing Test:*
 - *The number Streams specified.*
 - *The Ramp-Up duration in seconds.*
 - *The Measurement Interval duration in seconds.*
 - *The average data rate, in MB per second, for the Measurement Interval.*
 - *The average data rate, in MB per second, per Stream for the Measurement Interval.*
4. *Average Data Rate and Average Data Rate per Stream graphs as defined in Clauses 10.1.1 and 10.1.2.*

SPC-2 Workload Generator Commands and Parameters

The SPC-2 Workload Generator commands and parameters for the Large File Processing Test Runs are documented in “Appendix E: SPC-2 Workload Generator Execution Commands and Parameters” on Page 97.

SPC-2 Test Results File

A link to the SPC-2 Test Results file generated from the Large File Processing Test Runs is listed below.

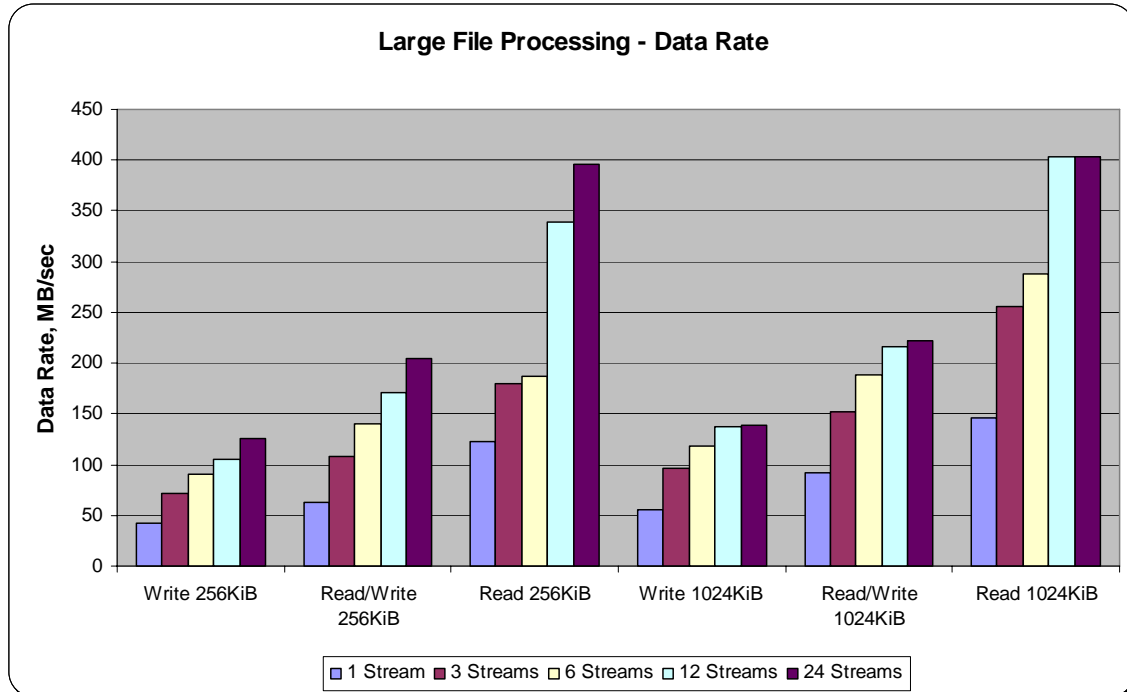
[SPC-2 Large File Processing Test Results File](#)

SPC-2 Large File Processing Average Data Rates (MB/s)

The average Data Rate (MB/s) for each Test Run in the three Test Phases of the SPC-2 Large File Processing Test is listed in the table below as well as illustrated in the following graph.

Test Run Sequence	1 Stream	3 Streams	6 Streams	12 Streams	24 Streams
Write 256KiB	41.68	71.25	91.17	105.73	126.23
Read/Write 256KiB	63.20	108.32	140.30	171.09	204.08
Read 256KiB	122.83	180.07	187.69	338.36	395.56
Write 1024KiB	55.27	96.08	118.55	137.07	138.85
Read/Write 1024KiB	92.15	152.14	189.00	216.75	221.94
Read 1024KiB	146.40	256.09	287.95	403.11	403.33

SPC-2 Large File Processing Average Data Rates Graph

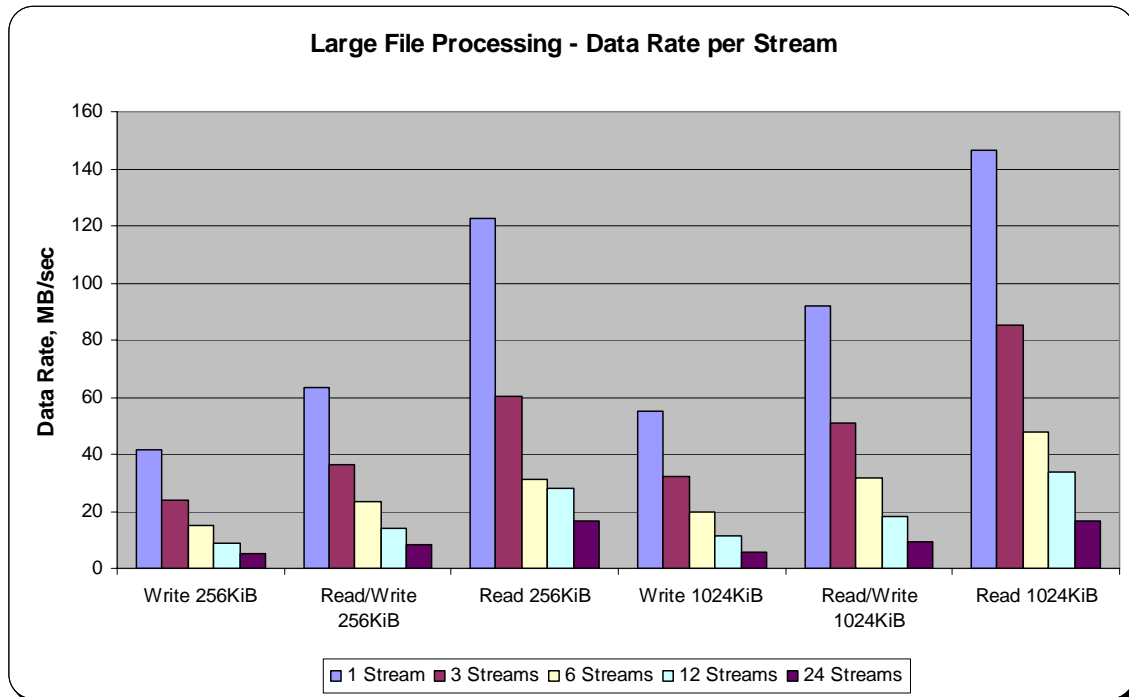


SPC-2 Large File Processing Average Data Rate per Stream

The average Data Rate per Stream for each Test Run in the three Test Phases of the SPC-2 Large File Processing Test is listed in the table below as well as illustrated in the following graph.

Test Run Sequence	1 Stream	3 Streams	6 Streams	12 Streams	24 Streams
Write 256KiB	41.68	23.75	15.20	8.81	5.26
Read/Write 256KiB	63.20	36.11	23.38	14.26	8.50
Read 256KiB	122.83	60.02	31.28	28.20	16.48
Write 1024KiB	55.27	32.03	19.76	11.42	5.79
Read/Write 1024KiB	92.15	50.71	31.50	18.06	9.25
Read 1024KiB	146.40	85.36	47.99	33.59	16.81

SPC-2 Large File Processing Average Data Rate per Stream Graph



Large File Processing Test – WRITE ONLY Test Phase

Clause 10.6.8.1.1

1. A table that will contain the following information for each "WRITE ONLY, 1024 KiB Transfer Size" Test Run:
 - The number of Streams specified.
 - The average data rate, average data rate per stream, and average Response Time reported at five second intervals.
2. Average Data Rate (intervals), Average Data Rate per Stream (intervals), and Average Response Time (intervals) graphs for the "WRITE ONLY, 1024 KiB Transfer Size" Test Runs as specified in Clauses 10.1.4 – 10.1.6.
3. A table that will contain the following information for each "WRITE ONLY, 256 KiB Transfer Size" Test Run:
 - The number of Streams specified.
 - The average data rate, average data rate per stream, and average Response Time reported at five second intervals.
4. Average Data Rate (intervals), Average Data Rate per Stream (intervals), and Average Response Time (intervals) graphs for the "WRITE ONLY, 256 KiB Transfer Size" Test Runs as specified in Clauses 10.1.4 – 10.1.6.

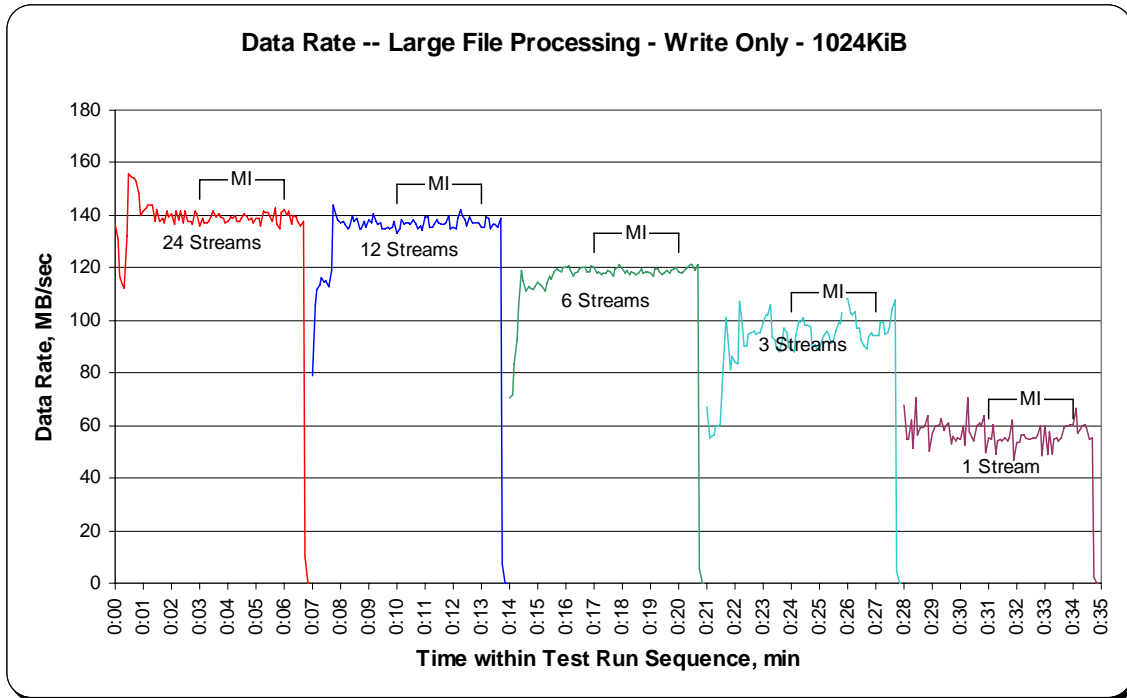
The SPC-2 "Large File Processing/WRITE ONLY/1024 KiB Transfer Size" Test Run data is contained in the table that appears on the next page. That table is followed by graphs illustrating the average Data Rate, average Data Rate per Stream, and average Response Time produced by the same Test Runs. The table and graphs present the data at five-second intervals.

Immediately following the SPC-2 "Large File Processing/WRITE ONLY/1024 KiB Transfer Size" table and graphs will be the SPC-2 "Large File Processing/WRITE ONLY/64 KiB Transfer Size" table and graphs. The table contains the Test Run data and the graphs illustrate the average Data Rate, average Data Rate per Stream, and average Response Time produced by the Test Runs.

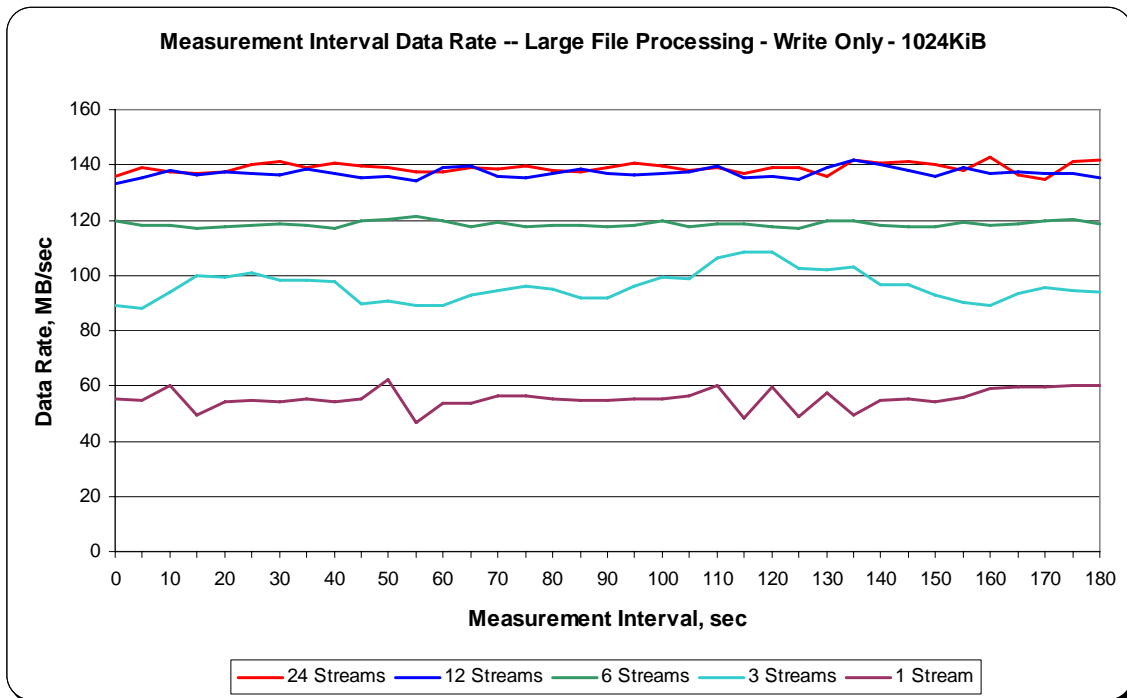
SPC-2 “Large File Processing/WRITE ONLY/1024 KiB Transfer Size” Test Run Data – Ramp-Up Period

TR1 Test Run Sequence Time	24 Streams			TR2 Test Run Sequence Time	12 Streams			TR3 Test Run Sequence Time	6 Streams			TR4 Test Run Sequence Time	3 Streams			TR5 Test Run Sequence Time	1 Stream		
	Data Rate, MB/sec	Data Rate / Stream, MB/sec	Response Time, ms		Data Rate, MB/sec	Data Rate / Stream, MB/sec	Response Time, ms		Data Rate, MB/sec	Data Rate / Stream, MB/sec	Response Time, ms		Data Rate, MB/sec	Data Rate / Stream, MB/sec	Response Time, ms		Data Rate, MB/sec	Data Rate / Stream, MB/sec	Response Time, ms
0:00:00	136.31	34.08	20.49	0:07:00	79.06	39.53	15.82	0:14:00	70.46	70.46	14.28	0:21:00	67.11	67.11	15.00	0:28:00	67.53	67.53	14.89
0:00:05	130.86	21.81	39.84	0:07:05	106.33	35.44	23.81	0:14:05	71.93	35.97	17.67	0:21:05	55.16	55.16	18.97	0:28:05	54.74	54.74	19.17
0:00:10	116.60	14.58	62.41	0:07:10	111.57	22.31	40.18	0:14:10	83.26	41.63	25.12	0:21:10	55.99	55.99	18.77	0:28:10	54.95	54.95	19.02
0:00:15	113.67	10.33	92.49	0:07:15	113.25	22.65	45.88	0:14:15	92.27	30.76	30.72	0:21:15	56.41	56.41	18.59	0:28:15	62.29	62.29	16.91
0:00:20	112.20	9.35	109.38	0:07:20	116.18	23.24	45.52	0:14:20	104.86	26.21	33.50	0:21:20	59.77	59.77	17.51	0:28:20	51.38	51.38	20.36
0:00:25	131.91	8.79	105.09	0:07:25	114.50	22.90	45.53	0:14:25	119.33	29.83	35.18	0:21:25	59.56	59.56	17.56	0:28:25	70.46	70.46	14.87
0:00:30	155.82	9.17	105.26	0:07:30	115.34	23.07	45.70	0:14:30	115.34	23.07	36.16	0:21:30	60.61	60.61	17.35	0:28:30	56.62	56.62	18.55
0:00:35	154.35	9.08	115.59	0:07:35	113.04	18.84	52.82	0:14:35	111.15	22.23	47.23	0:21:35	82.42	41.21	19.95	0:28:35	59.35	59.35	17.62
0:00:40	154.14	8.56	117.02	0:07:40	119.12	17.02	55.39	0:14:40	112.83	22.57	46.47	0:21:40	101.08	50.54	20.83	0:28:40	59.35	59.35	17.68
0:00:45	152.67	8.48	123.64	0:07:45	143.86	15.98	59.43	0:14:45	112.20	22.44	46.85	0:21:45	93.95	46.98	22.27	0:28:45	59.98	59.98	17.50
0:00:50	148.48	7.07	134.38	0:07:50	139.88	13.99	71.41	0:14:50	111.99	22.40	46.63	0:21:50	81.37	40.68	25.76	0:28:50	63.96	63.96	16.41
0:00:55	140.09	6.67	157.34	0:07:55	138.41	13.84	76.03	0:14:55	112.62	22.52	46.53	0:21:55	86.61	43.31	24.30	0:28:55	50.33	50.33	20.83
0:01:00	141.35	6.42	160.70	0:08:00	136.94	13.69	76.16	0:15:00	114.50	22.90	45.81	0:22:00	84.31	42.15	24.78	0:29:00	56.83	56.83	18.40
0:01:05	142.82	6.49	161.24	0:08:05	137.57	13.76	76.46	0:15:05	113.46	22.69	46.43	0:22:05	83.47	27.82	25.05	0:29:05	59.56	59.56	17.61
0:01:10	143.86	6.54	159.92	0:08:10	136.52	11.38	80.74	0:15:10	112.62	22.52	46.46	0:22:10	107.16	35.72	29.47	0:29:10	59.77	59.77	17.51
0:01:15	143.86	6.54	159.66	0:08:15	134.85	11.24	93.19	0:15:15	111.15	22.23	47.05	0:22:15	98.15	32.72	31.85	0:29:15	60.61	60.61	17.36
0:01:20	144.07	6.00	166.24	0:08:20	135.48	11.29	92.92	0:15:20	114.09	19.01	50.14	0:22:20	90.18	30.06	34.79	0:29:20	62.50	62.50	16.76
0:01:25	137.78	5.74	182.37	0:08:25	140.09	11.67	90.12	0:15:25	116.60	19.43	54.09	0:22:25	90.39	30.13	35.09	0:29:25	58.30	58.30	17.92
0:01:30	142.40	5.93	177.03	0:08:30	137.57	11.46	91.63	0:15:30	115.55	19.26	54.47	0:22:30	95.00	31.67	33.11	0:29:30	59.98	59.98	17.51
0:01:35	137.78	5.74	182.88	0:08:35	138.83	11.57	90.06	0:15:35	118.28	19.71	53.04	0:22:35	95.42	31.81	32.95	0:29:35	61.03	61.03	17.18
0:01:40	138.62	5.78	180.28	0:08:40	134.85	11.24	93.61	0:15:40	119.75	19.96	52.94	0:22:40	95.84	31.95	32.75	0:29:40	52.85	52.85	19.85
0:01:45	137.36	5.72	183.47	0:08:45	135.06	11.25	92.92	0:15:45	119.33	19.89	52.58	0:22:45	94.58	31.53	33.36	0:29:45	55.99	55.99	18.77
0:01:50	141.56	5.90	177.00	0:08:50	137.78	11.48	91.48	0:15:50	118.70	19.78	52.88	0:22:50	95.63	31.88	32.80	0:29:50	54.32	54.32	19.26
0:01:55	139.25	5.80	181.75	0:08:55	135.27	11.27	92.84	0:15:55	120.17	20.03	52.19	0:22:55	95.42	31.81	32.92	0:29:55	55.57	55.57	18.82
0:02:00	140.30	5.85	178.75	0:09:00	138.41	11.53	91.20	0:16:00	120.17	20.03	52.53	0:23:00	99.41	33.14	31.51	0:30:00	54.53	54.53	19.29
0:02:05	136.52	5.69	184.99	0:09:05	137.36	11.45	91.69	0:16:05	120.59	20.10	51.99	0:23:05	101.92	33.97	31.01	0:30:05	59.77	59.77	17.52
0:02:10	141.77	5.91	177.92	0:09:10	140.30	11.69	89.85	0:16:10	119.33	19.89	53.16	0:23:10	102.34	34.11	30.71	0:30:10	52.64	52.64	19.92
0:02:15	138.41	5.77	181.03	0:09:15	137.57	11.46	90.77	0:16:15	116.81	19.47	53.36	0:23:15	105.91	35.30	29.79	0:30:15	70.46	70.46	14.87
0:02:20	141.77	5.91	178.77	0:09:20	136.52	11.38	92.66	0:16:20	117.86	19.64	53.51	0:23:20	93.74	31.25	33.53	0:30:20	57.67	57.67	18.10
0:02:25	137.36	5.72	182.19	0:09:25	136.94	11.41	91.88	0:16:25	118.70	19.78	53.05	0:23:25	92.69	30.90	33.85	0:30:25	55.16	55.16	19.11
0:02:30	141.56	5.90	178.51	0:09:30	135.06	11.25	92.86	0:16:30	119.75	19.96	52.84	0:23:30	89.34	29.78	35.17	0:30:30	54.32	54.32	19.18
0:02:35	137.78	5.74	182.65	0:09:35	135.06	11.25	93.37	0:16:35	119.96	19.99	52.31	0:23:35	88.29	29.43	35.79	0:30:35	59.77	59.77	17.66
0:02:40	137.57	5.73	181.77	0:09:40	135.27	11.27	93.19	0:16:40	120.38	20.06	52.21	0:23:40	92.48	30.83	33.89	0:30:40	61.03	61.03	17.08
0:02:45	136.73	5.70	184.43	0:09:45	134.85	11.24	93.08	0:16:45	118.49	19.75	53.16	0:23:45	97.10	32.37	32.48	0:30:45	59.56	59.56	17.64
0:02:50	141.35	5.89	178.17	0:09:50	135.69	11.31	92.90	0:16:50	118.70	19.78	52.80	0:23:50	95.21	31.74	32.92	0:30:50	63.96	63.96	16.45
0:02:55	140.30	5.85	179.68	0:09:55	137.78	11.48	90.99	0:16:55	120.80	20.13	52.28	0:23:55	89.55	29.85	35.15	0:30:55	49.70	49.70	21.07

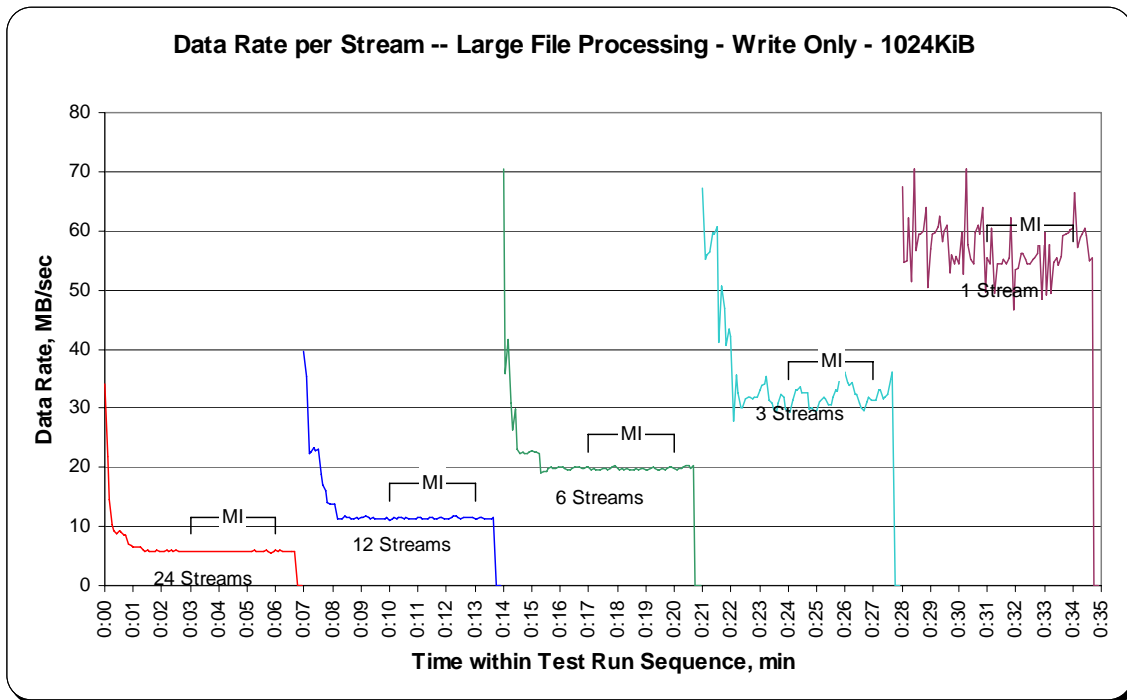
SPC-2 “Large File Processing/WRITE ONLY/1024 KiB Transfer Size” Average Data Rate Graph – Complete Test Run



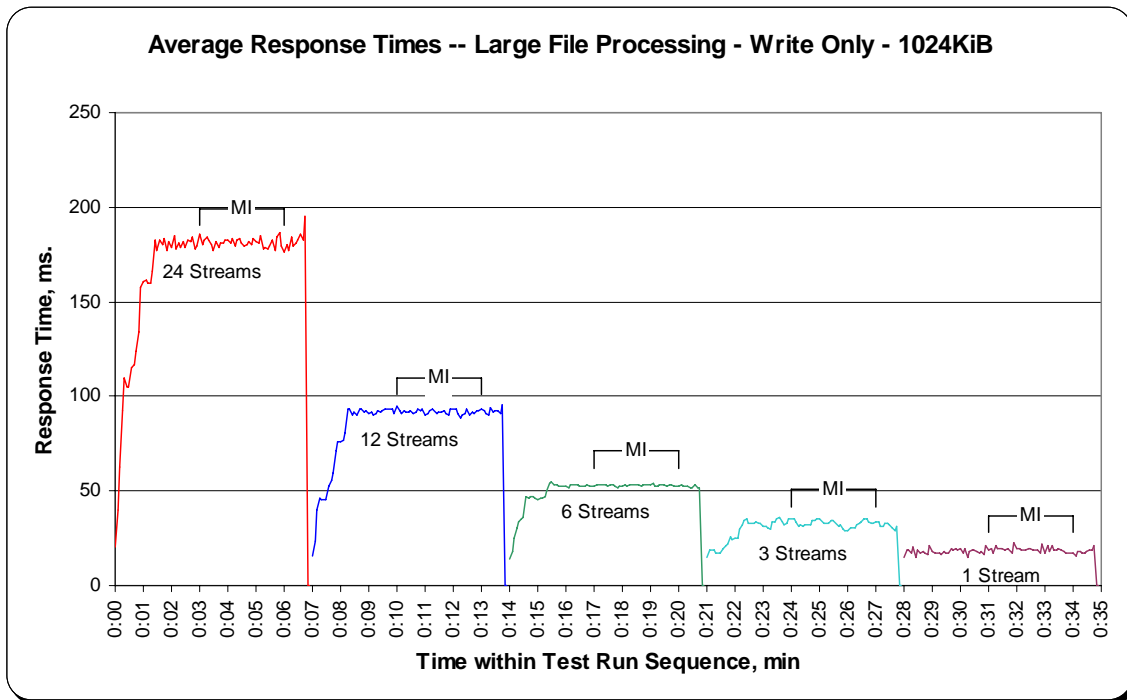
SPC-2 “Large File Processing/ WRITE ONLY /1024 KiB Transfer Size” Average Data Rate Graph – Measurement Interval (MI) Only



SPC-2 “Large File Processing/ WRITE ONLY /1024 KiB Transfer Size” Average Data Rate per Stream Graph



SPC-2 “Large File Processing/ WRITE ONLY /1024 KiB Transfer Size” Average Response Time Graph



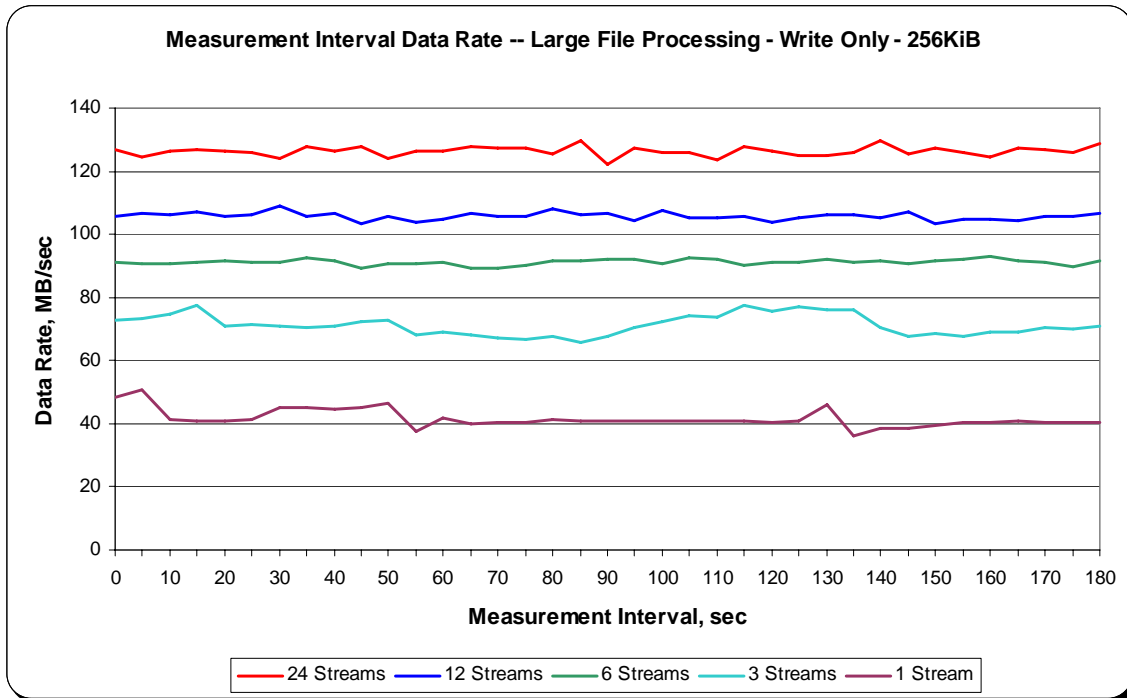
SPC-2 “Large File Processing/ WRITE ONLY /256 KiB Transfer Size” Test Run Data – Ramp-Up Period

TR6				TR7				TR8				TR9				TR10			
Test Run Sequence Time	24 Streams		Response Time, ms	Test Run Sequence Time	12 Streams		Response Time, ms	Test Run Sequence Time	6 Streams		Response Time, ms	Test Run Sequence Time	3 Streams		Response Time, ms	Test Run Sequence Time	1 Stream		
	Data Rate, MB/sec	Data Rate / Stream, MB/sec			Data Rate, MB/sec	Data Rate / Stream, MB/sec			Data Rate, MB/sec	Data Rate / Stream, MB/sec			Data Rate, MB/sec	Data Rate / Stream, MB/sec			Data Rate, MB/sec	Data Rate / Stream, MB/sec	Data Rate, MB/sec
0:00:00	69.36	34.68	6.44	0:07:00	74.24	18.56	8.43	0:14:00	69.00	23.00	6.68	0:21:00	53.01	53.01	4.75	0:28:00	53.22	53.22	4.73
0:00:05	69.00	23.00	8.56	0:07:05	82.52	16.50	13.81	0:14:05	69.05	23.02	11.42	0:21:05	40.58	40.58	6.45	0:28:05	41.26	41.26	6.35
0:00:10	92.27	15.38	12.24	0:07:10	87.14	14.52	17.80	0:14:10	87.03	21.76	11.70	0:21:10	40.68	40.68	6.44	0:28:10	41.05	41.05	6.38
0:00:15	96.89	13.84	18.12	0:07:15	88.87	14.81	17.69	0:14:15	88.87	17.77	11.85	0:21:15	40.68	40.68	6.44	0:28:15	40.95	40.95	6.40
0:00:20	96.84	13.83	18.94	0:07:20	89.08	14.85	17.74	0:14:20	90.02	18.00	14.47	0:21:20	40.95	40.95	6.39	0:28:20	41.84	41.84	6.26
0:00:25	97.73	13.96	18.78	0:07:25	99.41	12.43	17.91	0:14:25	88.50	17.70	14.87	0:21:25	44.30	44.30	5.92	0:28:25	38.12	38.12	6.88
0:00:30	97.73	12.22	19.01	0:07:30	109.47	13.68	19.27	0:14:30	90.86	15.14	16.34	0:21:30	44.46	44.46	5.89	0:28:30	48.71	48.71	5.37
0:00:35	104.02	10.40	22.77	0:07:35	104.28	13.04	19.95	0:14:35	93.95	15.66	16.76	0:21:35	69.84	23.28	6.84	0:28:35	51.01	51.01	5.14
0:00:40	107.48	8.96	25.76	0:07:40	103.13	12.89	20.43	0:14:40	92.90	15.48	16.92	0:21:40	84.72	28.24	9.27	0:28:40	42.89	42.89	6.07
0:00:45	111.41	7.96	30.38	0:07:45	102.92	11.44	21.23	0:14:45	92.69	15.45	16.98	0:21:45	76.07	25.36	10.34	0:28:45	43.20	43.20	6.10
0:00:50	128.92	8.06	31.93	0:07:50	102.34	11.37	23.02	0:14:50	93.74	15.62	16.77	0:21:50	76.97	25.66	10.21	0:28:50	36.02	36.02	7.27
0:00:55	129.81	6.49	38.88	0:07:55	99.35	11.04	23.68	0:14:55	92.22	15.37	17.06	0:21:55	75.29	25.10	10.45	0:28:55	49.28	49.28	5.32
0:01:00	125.62	5.98	42.05	0:08:00	103.13	11.46	22.84	0:15:00	92.64	15.44	16.96	0:22:00	74.13	24.71	10.61	0:29:00	45.35	45.35	5.78
0:01:05	123.84	5.38	47.11	0:08:05	101.66	11.30	23.33	0:15:05	92.27	15.38	17.05	0:22:05	74.76	24.92	10.51	0:29:05	44.30	44.30	5.90
0:01:10	128.71	5.60	46.87	0:08:10	100.98	9.18	27.28	0:15:10	92.22	15.37	17.02	0:22:10	75.39	25.13	10.45	0:29:10	48.23	48.23	5.45
0:01:15	125.62	5.46	48.17	0:08:15	102.71	8.56	30.65	0:15:15	91.28	15.21	17.23	0:22:15	73.03	24.34	10.72	0:29:15	35.81	35.81	7.32
0:01:20	121.90	5.30	49.26	0:08:20	105.75	8.81	29.66	0:15:20	94.21	15.70	16.69	0:22:20	72.56	24.19	10.83	0:29:20	41.00	41.00	6.39
0:01:25	126.14	5.26	49.86	0:08:25	106.33	8.86	29.57	0:15:25	91.80	15.30	17.09	0:22:25	72.30	24.10	10.88	0:29:25	44.09	44.09	5.93
0:01:30	127.09	5.30	49.14	0:08:30	107.22	8.93	29.42	0:15:30	92.12	15.35	17.11	0:22:30	72.35	24.12	10.89	0:29:30	44.77	44.77	5.87
0:01:35	126.46	5.27	50.06	0:08:35	107.01	8.92	29.38	0:15:35	93.95	15.66	16.76	0:22:35	73.51	24.50	10.66	0:29:35	44.62	44.62	5.87
0:01:40	124.41	5.18	50.48	0:08:40	105.85	8.82	29.69	0:15:40	91.80	15.30	17.13	0:22:40	69.36	23.12	11.37	0:29:40	44.83	44.83	5.84
0:01:45	124.68	5.19	50.65	0:08:45	104.44	8.70	30.11	0:15:45	91.44	15.24	17.18	0:22:45	69.94	23.31	11.24	0:29:45	44.98	44.98	5.80
0:01:50	127.66	5.32	49.17	0:08:50	105.49	8.79	29.76	0:15:50	93.11	15.52	16.91	0:22:50	66.95	22.32	11.75	0:29:50	40.11	40.11	6.53
0:01:55	129.92	5.41	48.41	0:08:55	105.85	8.82	29.73	0:15:55	91.54	15.26	17.17	0:22:55	67.48	22.49	11.65	0:29:55	48.39	48.39	5.44
0:02:00	126.35	5.26	49.87	0:09:00	105.38	8.78	29.89	0:16:00	90.96	15.16	17.30	0:23:00	67.90	22.63	11.55	0:30:00	46.24	46.24	5.67
0:02:05	122.74	5.11	51.13	0:09:05	105.64	8.80	29.73	0:16:05	90.91	15.15	17.26	0:23:05	68.05	22.68	11.55	0:30:05	44.30	44.30	5.89
0:02:10	125.46	5.23	50.30	0:09:10	105.91	8.83	29.76	0:16:10	92.12	15.35	17.09	0:23:10	70.83	23.61	11.13	0:30:10	46.19	46.19	5.69
0:02:15	124.94	5.21	50.18	0:09:15	102.13	8.51	30.82	0:16:15	91.02	15.17	17.29	0:23:15	69.78	23.26	11.27	0:30:15	38.22	38.22	6.86
0:02:20	128.77	5.37	48.88	0:09:20	106.12	8.84	29.59	0:16:20	89.97	14.99	17.45	0:23:20	69.84	23.28	11.25	0:30:20	42.62	42.62	6.15
0:02:25	125.83	5.24	49.82	0:09:25	105.64	8.80	29.86	0:16:25	91.02	15.17	17.27	0:23:25	68.58	22.86	11.47	0:30:25	41.16	41.16	6.36
0:02:30	125.72	5.24	50.06	0:09:30	107.69	8.97	29.06	0:16:30	90.75	15.13	17.36	0:23:30	68.11	22.70	11.50	0:30:30	41.16	41.16	6.37
0:02:35	127.93	5.33	49.32	0:09:35	105.96	8.83	29.68	0:16:35	89.55	14.92	17.51	0:23:35	66.90	22.30	11.75	0:30:35	41.10	41.10	6.38
0:02:40	126.04	5.25	50.10	0:09:40	105.12	8.76	30.02	0:16:40	90.91	15.15	17.33	0:23:40	67.21	22.40	11.76	0:30:40	40.89	40.89	6.41
0:02:45	125.36	5.22	50.06	0:09:45	104.86	8.74	30.01	0:16:45	90.70	15.12	17.34	0:23:45	67.21	22.40	11.64	0:30:45	41.00	41.00	6.39
0:02:50	124.68	5.19	50.55	0:09:50	104.28	8.69	30.17	0:16:50	91.07	15.18	17.26	0:23:50	69.36	23.12	11.39	0:30:50	45.72	45.72	5.73
0:02:55	126.20	5.26	49.57	0:09:55	106.48	8.87	29.40	0:16:55	92.12	15.35	17.08	0:23:55	70.57	23.52	11.14	0:30:55	37.33	37.33	7.02

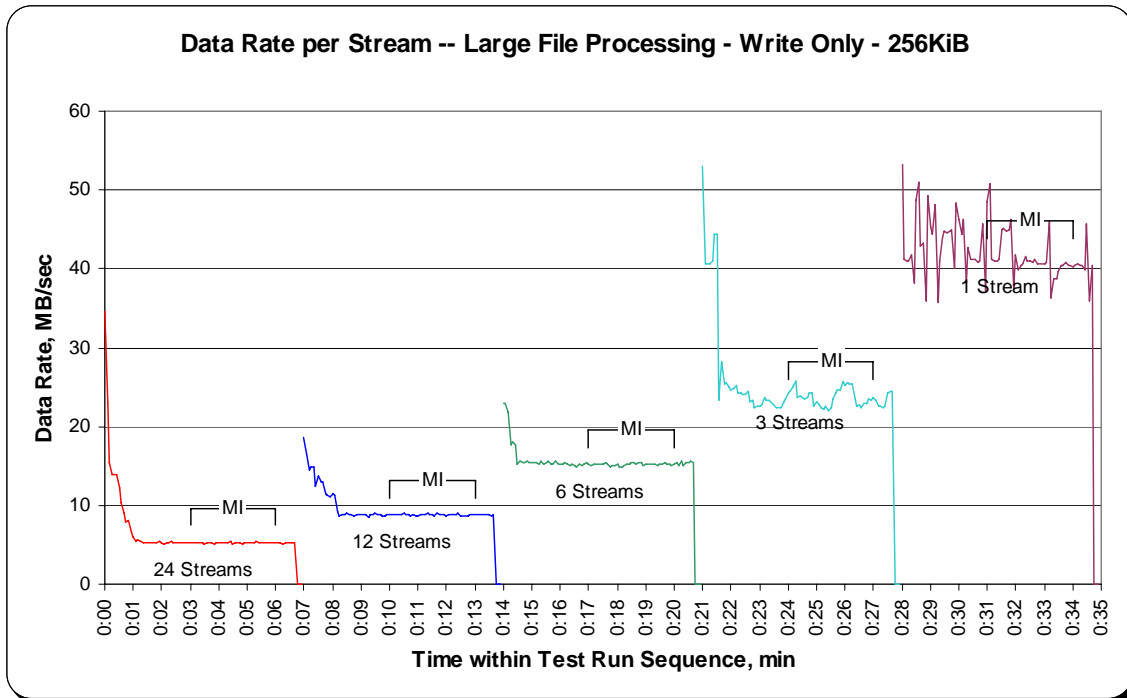
SPC-2 “Large File Processing/ WRITE ONLY /256 KiB Transfer Size” Average Data Rate Graph – Complete Test Run



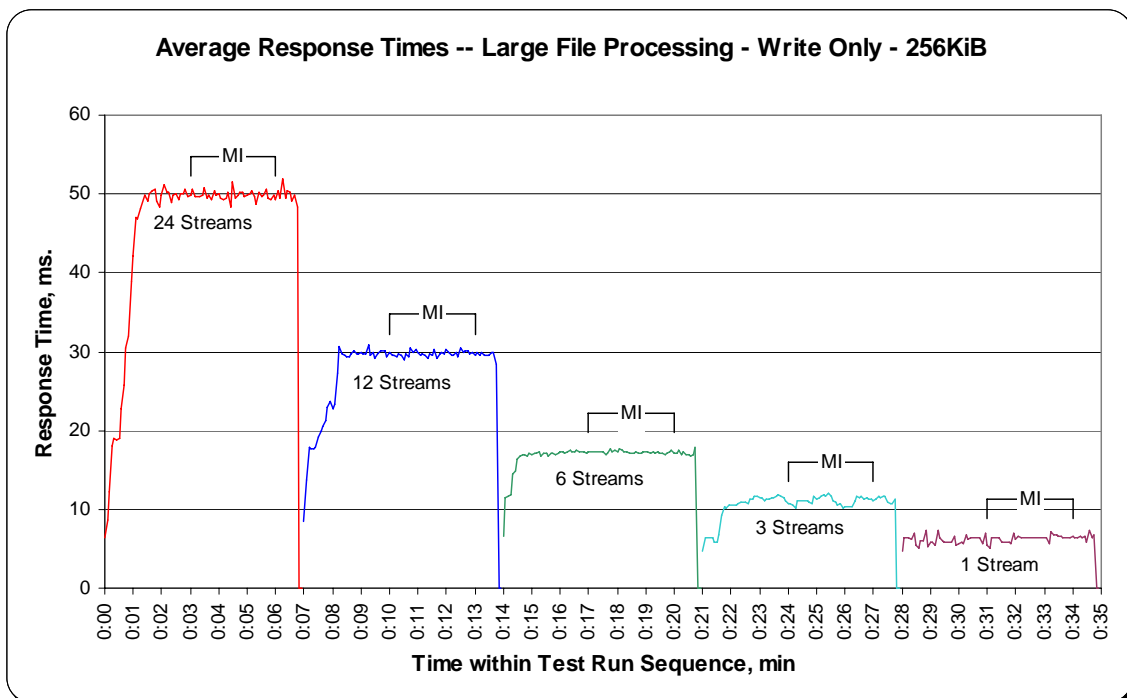
SPC-2 “Large File Processing/ WRITE ONLY /256 KiB Transfer Size” Average Data Rate Graph – Measurement Interval (MI) Only



SPC-2 “Large File Processing/ WRITE ONLY /256 KiB Transfer Size” Average Data Rate per Stream Graph



SPC-2 “Large File Processing/ WRITE ONLY /256 KiB Transfer Size” Average Response Time Graph



Large File Processing Test – READ-WRITE Test Phase

Clause 10.6.8.1.2

1. A table that will contain the following information for each "READ-WRITE, 1024 KiB Transfer Size" Test Run:
 - The number of Streams specified.
 - The average data rate, average data rate per stream, and average Response Time reported at five second intervals.
2. Average Data Rate (intervals), Average Data Rate per Stream (intervals), and Average Response Time (intervals) graphs for the "READ-WRITE, 1024 KiB Transfer Size" Test Runs as specified in Clauses 10.1.4 – 10.1.6.
3. A table that will contain the following information for each "READ-WRITE, 256 KiB Transfer Size" Test Run:
 - The number of Streams specified.
 - The average data rate, average data rate per stream, and average Response Time reported at five second intervals.
4. Average Data Rate (intervals), Average Data Rate per Stream (intervals), and Average Response Time (intervals) graphs for the "READ-WRITE, 256 KiB Transfer Size" Test Runs as specified in Clauses 10.1.4 – 10.1.6.

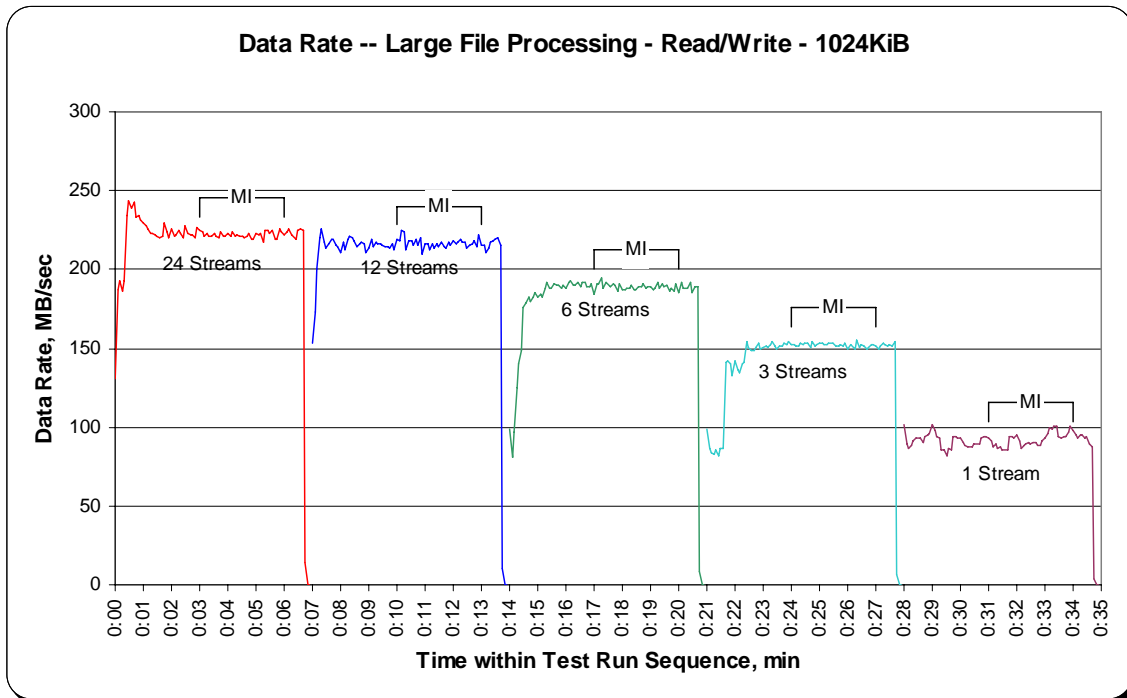
The SPC-2 "Large File Processing/READ-WRITE/1024 KiB Transfer Size" Test Run data is contained in the table that appears on the next page. That table is followed by graphs illustrating the average Data Rate, average Data Rate per Stream, and average Response Time produced by the same Test Runs. The table and graphs present the data at five-second intervals.

Immediately following the SPC-2 "Large File Processing/ READ-WRITE /1024 KiB Transfer Size" table and graphs will be the SPC-2 "Large File Processing/ READ-WRITE /64 KiB Transfer Size" table and graphs. The table contains the Test Run data and the graphs illustrate the average Data Rate, average Data Rate per Stream, and average Response Time produced by the Test Runs.

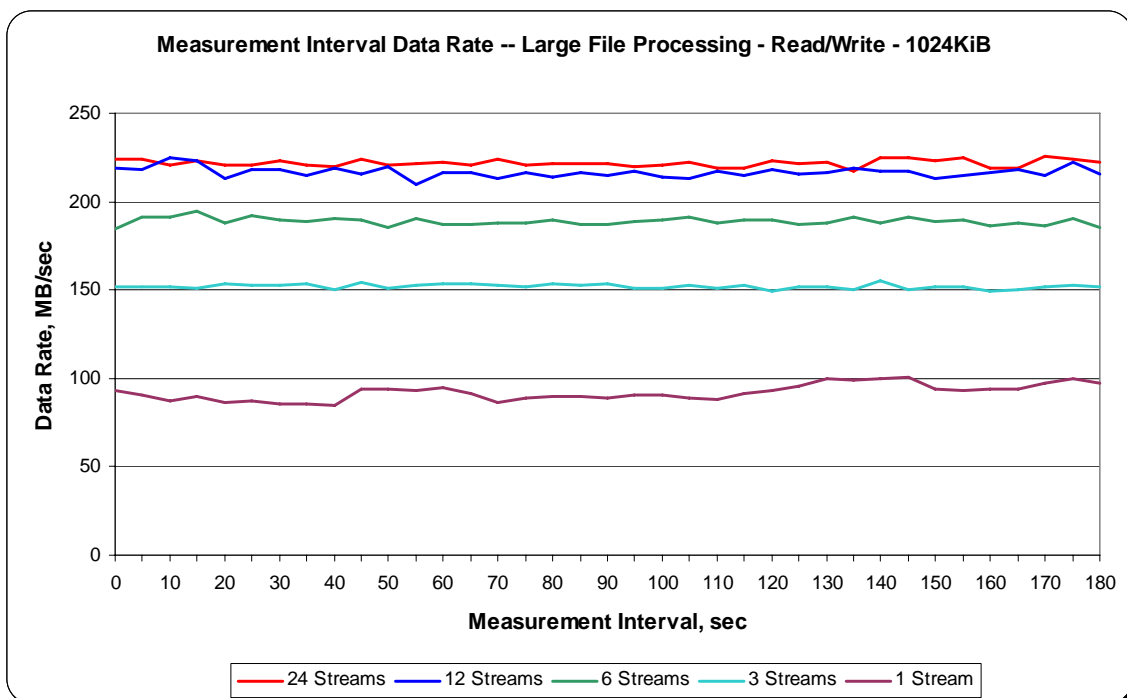
SPC-2 “Large File Processing/READ-WRITE/1024 KiB Transfer Size” Test Run Data – Ramp-Up Period

TR11 Test Run Sequence Time	24 Streams			TR12 Test Run Sequence Time	12 Streams			TR13 Test Run Sequence Time	6 Streams			TR14 Test Run Sequence Time	3 Streams			TR15 Test Run Sequence Time	1 Stream		
	Data Rate, MB/sec	Data Rate / Stream, MB/sec	Response Time, ms		Data Rate, MB/sec	Data Rate / Stream, MB/sec	Response Time, ms		Data Rate, MB/sec	Data Rate / Stream, MB/sec	Response Time, ms		Data Rate, MB/sec	Data Rate / Stream, MB/sec	Response Time, ms		Data Rate, MB/sec	Data Rate / Stream, MB/sec	Response Time, ms
0:00:00	130.65	43.55	13.89	0:07:00	152.88	50.96	14.82	0:14:00	98.99	98.99	10.18	0:21:00	98.99	98.99	10.18	0:28:00	101.71	101.71	9.91
0:00:05	186.86	31.14	28.33	0:07:05	173.43	28.91	29.51	0:14:05	80.95	80.95	12.94	0:21:05	86.40	86.40	12.13	0:28:05	89.76	89.76	11.67
0:00:10	193.15	27.59	36.84	0:07:10	200.28	28.61	35.16	0:14:10	97.31	48.65	15.09	0:21:10	83.26	83.26	12.57	0:28:10	86.40	86.40	12.11
0:00:15	186.65	16.97	52.79	0:07:15	220.41	24.49	37.59	0:14:15	124.99	62.50	16.77	0:21:15	82.42	82.42	12.73	0:28:15	88.50	88.50	11.87
0:00:20	192.94	13.78	64.38	0:07:20	225.65	22.57	45.00	0:14:20	139.88	46.63	19.09	0:21:20	85.77	85.77	12.21	0:28:20	91.02	91.02	11.53
0:00:25	233.83	15.59	66.16	0:07:25	217.06	21.71	48.19	0:14:25	148.69	49.56	21.19	0:21:25	82.21	82.21	12.76	0:28:25	93.11	93.11	11.22
0:00:30	243.48	14.32	66.36	0:07:30	213.49	21.35	49.33	0:14:30	175.74	43.94	22.73	0:21:30	86.40	86.40	12.14	0:28:30	92.69	92.69	11.32
0:00:35	238.45	13.25	76.02	0:07:35	216.01	21.60	48.62	0:14:35	178.89	44.72	23.47	0:21:35	86.61	86.61	12.11	0:28:35	93.11	93.11	11.27
0:00:40	242.43	12.12	80.62	0:07:40	219.15	21.92	47.63	0:14:40	182.87	36.57	27.58	0:21:40	140.93	70.46	14.14	0:28:40	90.60	90.60	11.56
0:00:45	232.78	11.64	89.45	0:07:45	218.94	21.89	48.13	0:14:45	179.94	35.99	29.02	0:21:45	141.56	70.78	14.83	0:28:45	94.37	94.37	11.13
0:00:50	233.83	11.69	89.78	0:07:50	215.80	21.58	48.49	0:14:50	182.87	36.57	28.75	0:21:50	140.09	70.04	14.99	0:28:50	95.21	95.21	11.00
0:00:55	231.53	10.52	97.17	0:07:55	214.54	21.45	48.84	0:14:55	184.97	36.99	28.30	0:21:55	132.96	66.48	15.73	0:28:55	96.26	96.26	10.89
0:01:00	229.01	10.41	100.94	0:08:00	210.76	21.08	49.82	0:15:00	182.87	36.57	28.74	0:22:00	141.77	70.88	14.81	0:29:00	101.29	101.29	10.36
0:01:05	227.12	9.46	103.16	0:08:05	216.85	21.68	48.28	0:15:05	184.55	36.91	28.33	0:22:05	136.11	68.05	15.39	0:29:05	98.15	98.15	10.67
0:01:10	226.07	9.42	112.06	0:08:10	212.86	21.29	49.22	0:15:10	182.87	30.48	29.61	0:22:10	134.43	67.21	15.60	0:29:10	94.37	94.37	11.10
0:01:15	222.72	9.28	112.44	0:08:15	218.73	19.88	50.44	0:15:15	188.11	31.35	33.51	0:22:15	139.88	69.94	14.99	0:29:15	92.69	92.69	11.33
0:01:20	222.51	9.27	113.06	0:08:20	220.62	20.06	52.21	0:15:20	191.68	31.95	32.93	0:22:20	140.93	46.98	16.74	0:29:20	85.56	85.56	12.25
0:01:25	222.09	9.25	112.94	0:08:25	219.99	18.33	56.61	0:15:25	188.11	31.35	33.39	0:22:25	154.35	51.45	20.37	0:29:25	85.98	85.98	12.18
0:01:30	221.46	9.23	114.36	0:08:30	218.52	18.21	57.58	0:15:30	187.90	31.32	33.24	0:22:30	150.58	50.19	20.91	0:29:30	81.79	81.79	12.82
0:01:35	220.41	9.18	114.03	0:08:35	214.54	17.88	58.51	0:15:35	191.26	31.88	33.10	0:22:35	148.27	49.42	21.19	0:29:35	86.82	86.82	12.08
0:01:40	221.46	9.23	113.90	0:08:40	216.22	18.02	58.17	0:15:40	190.00	31.67	33.00	0:22:40	148.90	49.63	21.02	0:29:40	85.56	85.56	12.23
0:01:45	229.22	9.55	110.05	0:08:45	216.85	18.07	57.96	0:15:45	190.42	31.74	33.13	0:22:45	150.16	50.05	21.01	0:29:45	94.16	94.16	11.15
0:01:50	224.19	9.34	111.48	0:08:50	216.22	18.02	58.42	0:15:50	187.90	31.32	33.47	0:22:50	152.88	50.96	20.57	0:29:50	94.16	94.16	11.12
0:01:55	219.78	9.16	114.44	0:08:55	210.34	17.53	59.50	0:15:55	190.00	31.67	33.13	0:22:55	149.95	49.98	21.00	0:29:55	92.69	92.69	11.30
0:02:00	226.07	9.42	110.89	0:09:00	213.70	17.81	59.18	0:16:00	187.70	31.28	33.48	0:23:00	150.16	50.05	20.98	0:30:00	92.69	92.69	11.34
0:02:05	221.04	9.21	114.76	0:09:05	219.15	18.26	57.40	0:16:05	192.10	32.02	32.78	0:23:05	150.99	50.33	20.75	0:30:05	90.18	90.18	11.60
0:02:10	222.09	9.25	113.40	0:09:10	214.54	17.88	58.36	0:16:10	193.15	32.19	32.54	0:23:10	150.58	50.19	20.90	0:30:10	88.08	88.08	11.91
0:02:15	225.02	9.38	111.75	0:09:15	216.85	18.07	58.18	0:16:15	190.00	31.67	33.15	0:23:15	152.46	50.82	20.67	0:30:15	87.66	87.66	11.96
0:02:20	222.72	9.28	113.08	0:09:20	216.22	18.02	58.16	0:16:20	190.42	31.74	33.01	0:23:20	154.56	51.52	20.30	0:30:20	87.66	87.66	11.98
0:02:25	220.41	9.18	113.83	0:09:25	216.01	18.00	58.31	0:16:25	191.47	31.91	32.84	0:23:25	151.41	50.47	20.80	0:30:25	87.66	87.66	11.94
0:02:30	227.33	9.47	110.94	0:09:30	215.38	17.95	58.71	0:16:30	188.95	31.49	33.23	0:23:30	149.53	49.84	21.06	0:30:30	88.92	88.92	11.81
0:02:35	223.14	9.30	112.83	0:09:35	214.33	17.86	58.21	0:16:35	191.47	31.91	32.96	0:23:35	150.99	50.33	20.76	0:30:35	88.92	88.92	11.76
0:02:40	221.88	9.24	112.98	0:09:40	214.33	17.86	58.72	0:16:40	192.10	32.02	32.76	0:23:40	151.83	50.61	20.80	0:30:40	89.34	89.34	11.76
0:02:45	221.88	9.24	113.50	0:09:45	213.28	17.77	59.16	0:16:45	188.95	31.49	33.18	0:23:45	153.72	51.24	20.45	0:30:45	93.53	93.53	11.18
0:02:50	219.99	9.17	114.17	0:09:50	216.22	18.02	58.41	0:16:50	189.16	31.53	33.32	0:23:50	152.67	50.89	20.50	0:30:50	93.74	93.74	11.20
0:02:55	226.70	9.45	111.38	0:09:55	212.86	17.74	58.79	0:16:55	190.63	31.77	33.07	0:23:55	153.93	51.31	20.54	0:30:55	93.74	93.74	11.16

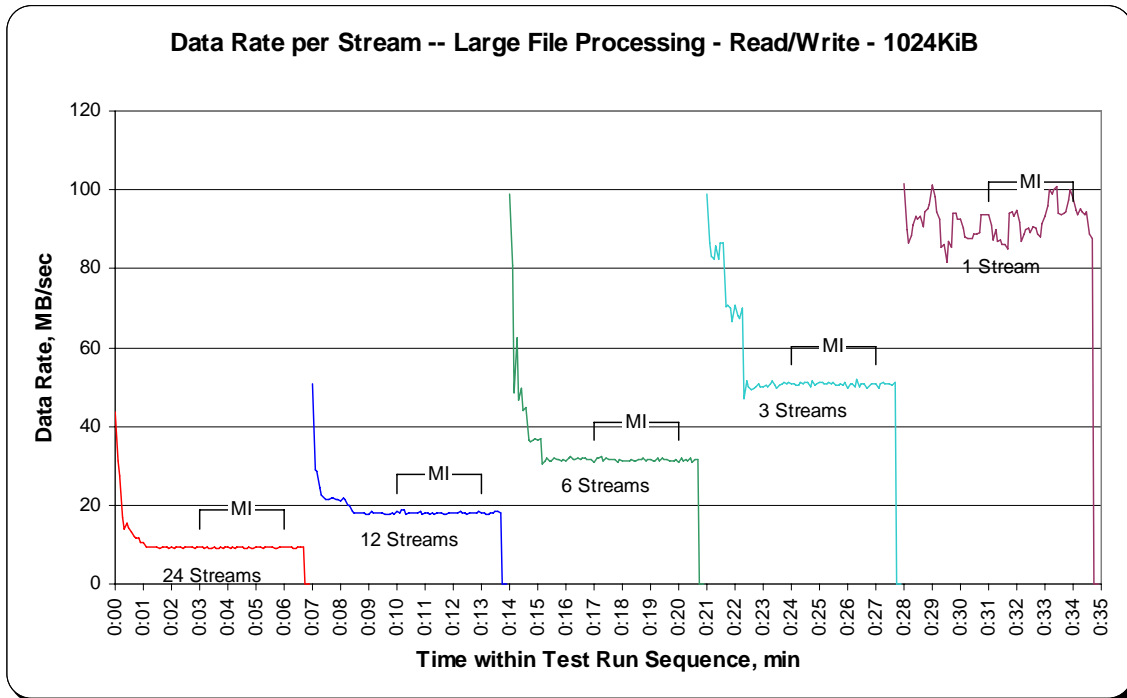
SPC-2 “Large File Processing/ READ-WRITE/1024 KiB Transfer Size” Average Data Rate Graph – Complete Test Run



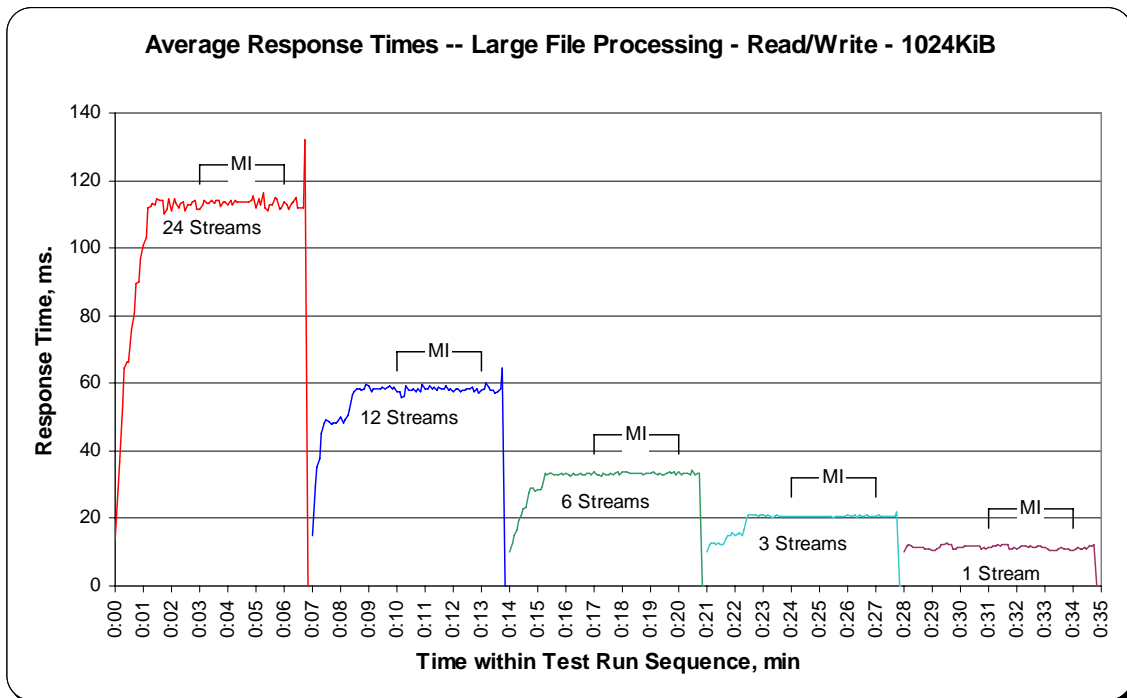
SPC-2 “Large File Processing/ READ-WRITE/1024 KiB Transfer Size” Average Data Rate Graph – Measurement Interval (MI) Only



SPC-2 “Large File Processing/READ-WRITE/1024 KiB Transfer Size” Average Data Rate per Stream Graph



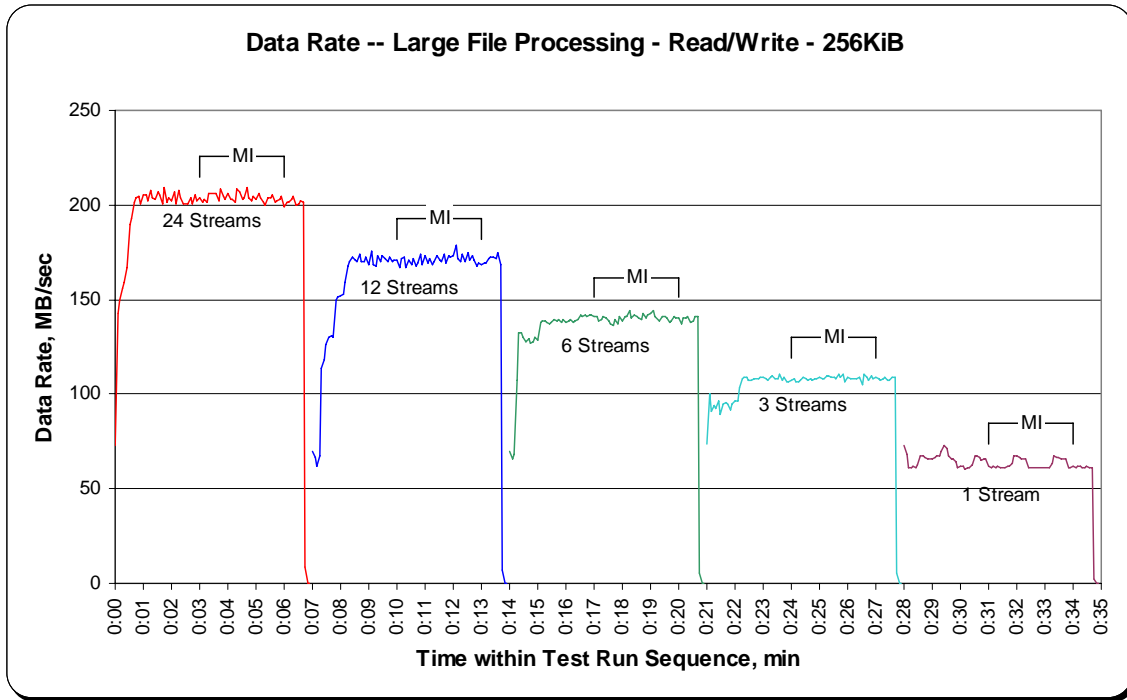
SPC-2 “Large File Processing/READ-WRITE/1024 KiB Transfer Size” Average Response Time Graph



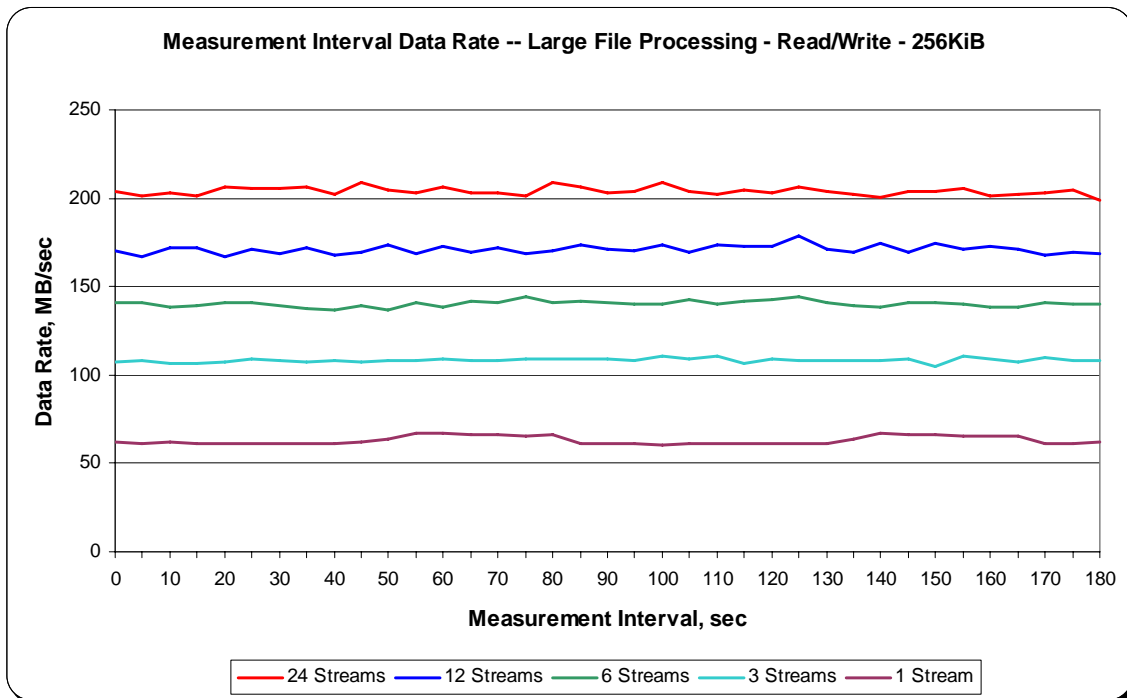
SPC-2 “Large File Processing/READ-WRITE/256 KiB Transfer Size” Test Run Data - Ramp-Up Period

TR16				TR17				TR18				TR19				TR20			
Test Run Sequence Time	24 Streams Data Rate		Response Time, ms	Test Run Sequence Time	12 Streams Data Rate		Response Time, ms	Test Run Sequence Time	6 Streams Data Rate		Response Time, ms	Test Run Sequence Time	3 Streams Data Rate		Response Time, ms	Test Run Sequence Time	1 Stream Data Rate		Response Time, ms
	MB/sec	/ Stream, MB/sec			MB/sec	/ Stream, MB/sec			MB/sec	/ Stream, MB/sec			MB/sec	/ Stream, MB/sec			MB/sec	/ Stream, MB/sec	
0:00:00	73.19	36.60	3.78	0:07:00	69.99	69.99	3.60	0:14:00	69.99	69.99	3.60	0:21:00	73.30	36.65	3.84	0:28:00	72.61	72.61	3.47
0:00:05	142.97	28.59	7.35	0:07:05	67.00	67.00	3.91	0:14:05	65.90	65.90	3.97	0:21:05	100.45	50.23	5.22	0:28:05	68.05	68.05	3.84
0:00:10	149.84	21.41	10.74	0:07:10	61.66	61.66	4.25	0:14:10	68.42	22.81	5.25	0:21:10	90.60	45.30	5.78	0:28:10	61.45	61.45	4.28
0:00:15	156.08	19.51	12.87	0:07:15	67.37	22.46	4.69	0:14:15	107.53	26.88	7.90	0:21:15	93.85	46.92	5.56	0:28:15	60.97	60.97	4.30
0:00:20	159.07	15.91	15.25	0:07:20	113.51	28.38	8.76	0:14:20	132.28	33.07	7.92	0:21:20	92.43	46.22	5.69	0:28:20	61.81	61.81	4.24
0:00:25	166.57	11.90	17.63	0:07:25	118.49	23.70	9.21	0:14:25	132.49	33.12	7.89	0:21:25	96.68	48.34	5.42	0:28:25	61.13	61.13	4.27
0:00:30	189.84	13.56	19.24	0:07:30	126.30	21.05	10.88	0:14:30	129.71	32.43	8.09	0:21:30	89.39	44.70	5.85	0:28:30	62.65	62.65	4.20
0:00:35	193.10	13.79	19.07	0:07:35	129.71	21.62	12.14	0:14:35	128.08	32.02	8.19	0:21:35	94.90	47.45	5.53	0:28:35	67.48	67.48	3.88
0:00:40	201.48	12.59	19.51	0:07:40	130.97	21.83	11.99	0:14:40	129.45	32.36	8.10	0:21:40	95.32	47.66	5.50	0:28:40	67.53	67.53	3.88
0:00:45	203.58	11.98	21.49	0:07:45	129.81	21.64	12.15	0:14:45	126.88	31.72	8.26	0:21:45	94.48	47.24	5.55	0:28:45	66.85	66.85	3.92
0:00:50	204.79	11.38	22.49	0:07:50	149.53	21.36	12.11	0:14:50	128.08	32.02	8.18	0:21:50	91.86	45.93	5.70	0:28:50	65.85	65.85	3.98
0:00:55	200.33	11.13	23.44	0:07:55	151.62	21.66	12.06	0:14:55	130.02	26.00	9.41	0:21:55	94.74	47.37	5.54	0:28:55	65.69	65.69	3.99
0:01:00	205.57	10.82	23.92	0:08:00	151.99	21.71	12.11	0:15:00	128.87	25.77	10.16	0:22:00	96.63	48.31	5.42	0:29:00	66.06	66.06	3.97
0:01:05	205.05	10.25	24.34	0:08:05	152.88	21.84	11.97	0:15:05	138.20	23.03	10.96	0:22:05	96.10	48.05	5.45	0:29:05	66.69	66.69	3.93
0:01:10	202.01	9.62	26.64	0:08:10	159.17	17.69	13.05	0:15:10	138.78	23.13	11.33	0:22:10	103.81	34.60	6.70	0:29:10	67.53	67.53	3.88
0:01:15	207.36	9.87	26.58	0:08:15	168.03	14.00	16.58	0:15:15	138.62	23.10	11.30	0:22:15	108.11	36.04	7.30	0:29:15	67.11	67.11	3.90
0:01:20	203.37	8.84	27.63	0:08:20	169.71	14.14	18.52	0:15:20	137.73	22.96	11.47	0:22:20	109.16	36.39	7.18	0:29:20	70.10	70.10	3.74
0:01:25	203.16	8.47	30.62	0:08:25	172.44	14.37	18.20	0:15:25	137.05	22.84	11.48	0:22:25	108.89	36.30	7.24	0:29:25	72.61	72.61	3.61
0:01:30	206.78	8.62	30.42	0:08:30	170.50	14.21	18.45	0:15:30	137.73	22.96	11.41	0:22:30	107.53	35.84	7.30	0:29:30	71.62	71.62	3.66
0:01:35	205.15	8.55	30.71	0:08:35	170.39	14.20	18.46	0:15:35	139.25	23.21	11.24	0:22:35	107.37	35.79	7.33	0:29:35	67.48	67.48	3.88
0:01:40	200.38	8.35	31.25	0:08:40	173.96	14.50	18.09	0:15:40	138.99	23.16	11.37	0:22:40	108.32	36.11	7.26	0:29:40	65.96	65.96	3.97
0:01:45	209.35	8.72	30.05	0:08:45	169.87	14.16	18.47	0:15:45	139.67	23.28	11.25	0:22:45	108.27	36.09	7.26	0:29:45	65.80	65.80	3.98
0:01:50	201.43	8.39	31.33	0:08:50	169.87	14.16	18.55	0:15:50	138.10	23.02	11.39	0:22:50	107.95	35.98	7.28	0:29:50	64.07	64.07	4.09
0:01:55	203.84	8.49	30.67	0:08:55	172.49	14.37	18.25	0:15:55	139.41	23.23	11.28	0:22:55	109.10	36.37	7.21	0:29:55	61.03	61.03	4.29
0:02:00	201.85	8.41	31.18	0:09:00	168.40	14.03	18.65	0:16:00	137.89	22.98	11.40	0:23:00	108.74	36.25	7.23	0:30:00	61.66	61.66	4.25
0:02:05	206.94	8.62	30.52	0:09:05	175.48	14.62	17.97	0:16:05	138.62	23.10	11.29	0:23:05	108.48	36.16	7.24	0:30:05	61.87	61.87	4.23
0:02:10	200.33	8.35	31.49	0:09:10	168.87	14.07	18.52	0:16:10	139.46	23.24	11.29	0:23:10	107.58	35.86	7.29	0:30:10	60.71	60.71	4.29
0:02:15	207.78	8.66	30.22	0:09:15	167.88	13.99	18.78	0:16:15	137.78	22.96	11.39	0:23:15	108.84	36.28	7.25	0:30:15	61.13	61.13	4.31
0:02:20	203.79	8.49	30.93	0:09:20	173.38	14.45	18.17	0:16:20	138.83	23.14	11.37	0:23:20	109.37	36.46	7.19	0:30:20	61.08	61.08	4.29
0:02:25	200.91	8.37	31.30	0:09:25	170.34	14.20	18.41	0:16:25	139.25	23.21	11.26	0:23:25	108.48	36.16	7.24	0:30:25	62.97	62.97	4.16
0:02:30	200.75	8.36	31.10	0:09:30	172.91	14.41	18.22	0:16:30	142.19	23.70	11.09	0:23:30	108.27	36.09	7.21	0:30:30	67.21	67.21	3.90
0:02:35	201.01	8.38	31.50	0:09:35	171.76	14.31	18.26	0:16:35	140.82	23.47	11.14	0:23:35	110.62	36.87	7.13	0:30:35	67.32	67.32	3.89
0:02:40	204.11	8.50	30.74	0:09:40	170.08	14.17	18.57	0:16:40	141.51	23.58	11.14	0:23:40	107.69	35.90	7.33	0:30:40	66.58	66.58	3.93
0:02:45	200.70	8.36	31.44	0:09:45	172.18	14.35	18.28	0:16:45	141.40	23.57	11.09	0:23:45	108.63	36.21	7.23	0:30:45	65.12	65.12	4.02
0:02:50	205.63	8.57	30.45	0:09:50	170.24	14.19	18.42	0:16:50	141.56	23.59	11.10	0:23:50	106.85	35.62	7.35	0:30:50	65.64	65.64	3.99
0:02:55	202.17	8.42	31.09	0:09:55	171.08	14.26	18.31	0:16:55	141.98	23.66	11.12	0:23:55	106.95	35.65	7.36	0:30:55	65.54	65.54	4.00

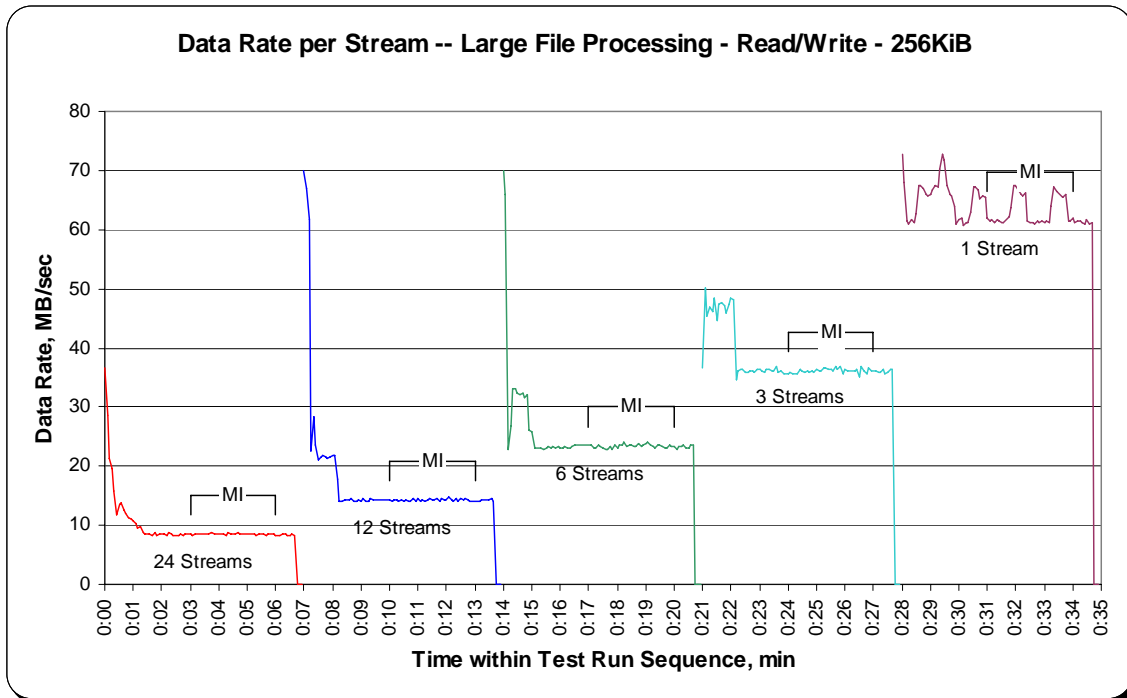
SPC-2 “Large File Processing/READ-WRITE/256 KiB Transfer Size” Average Data Rate Graph – Complete Test Run



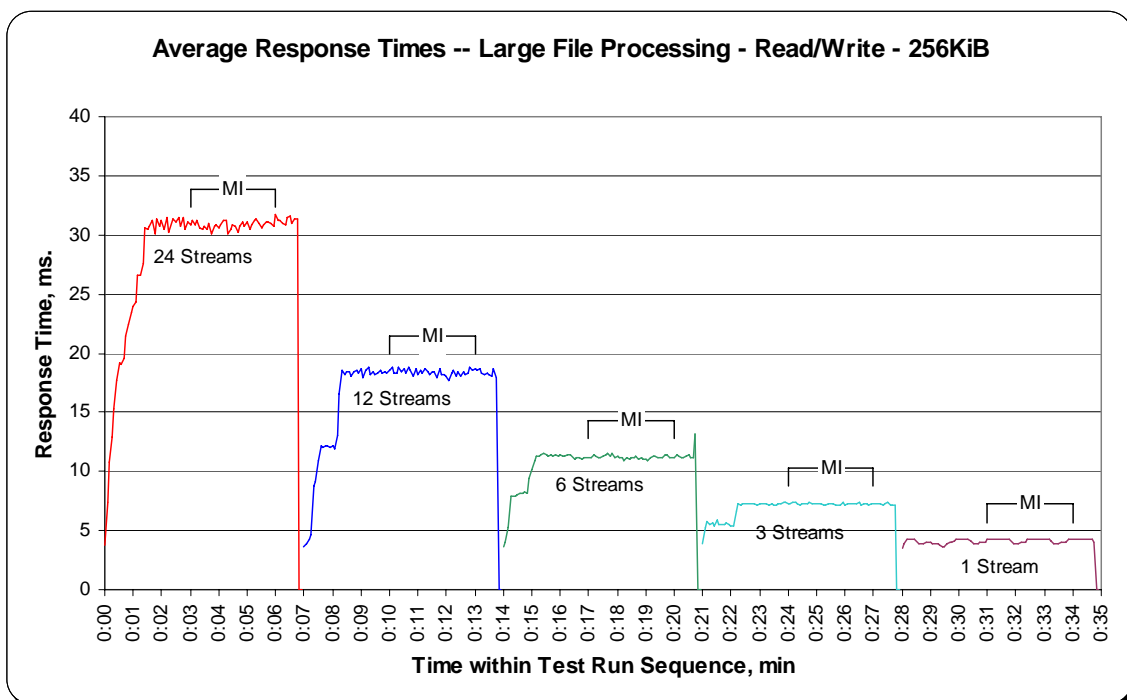
SPC-2 “Large File Processing/READ-WRITE/256 KiB Transfer Size” Average Data Rate Graph – Measurement Interval (MI) Only



SPC-2 “Large File Processing/READ-WRITE/256 KiB Transfer Size” Average Data Rate per Stream Graph



SPC-2 “Large File Processing/READ-WRITE/256 KiB Transfer Size” Average Response Time Graph



Large File Processing Test – READ ONLY Test Phase

Clause 10.6.8.1.3

1. A table that will contain the following information for each "READ ONLY, 1024 KiB Transfer Size" Test Run:
 - The number of Streams specified.
 - The average data rate, average data rate per stream, and average Response Time reported at five second intervals.
2. Average Data Rate (intervals), Average Data Rate per Stream (intervals), and Average Response Time (intervals) graphs for the "READ ONLY, 1024 KiB Transfer Size" Test Runs as specified in Clauses 10.1.4 – 10.1.6.
3. A table that will contain the following information for each "READ ONLY, 256 KiB Transfer Size" Test Run:
 - The number of Streams specified.
 - The average data rate, average data rate per stream, and average Response Time reported at five second intervals.
4. Average Data Rate (intervals), Average Data Rate per Stream (intervals), and Average Response Time (intervals) graphs for the "READ ONLY, 256 KiB Transfer Size" Test Runs as specified in Clauses 10.1.4 – 10.1.6.

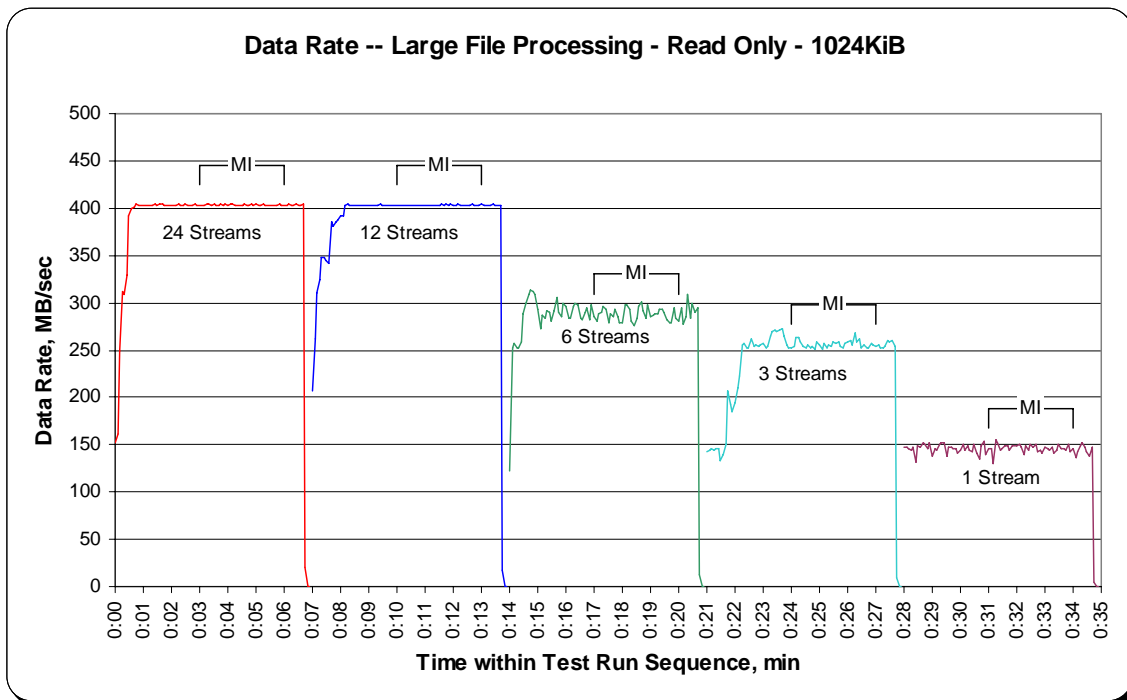
The SPC-2 "Large File Processing/READ ONLY/1024 KiB Transfer Size" Test Run data is contained in the table that appears on the next page. That table is followed by graphs illustrating the average Data Rate, average Data Rate per Stream, and average Response Time produced by the same Test Runs. The table and graphs present the data at five-second intervals.

Immediately following the SPC-2 "Large File Processing/READ ONLY/1024 KiB Transfer Size" table and graphs will be the SPC-2 "Large File Processing/READ ONLY/64 KiB Transfer Size" table and graphs. The table contains the Test Run data and the graphs illustrate the average Data Rate, average Data Rate per Stream, and average Response Time produced by the Test Runs.

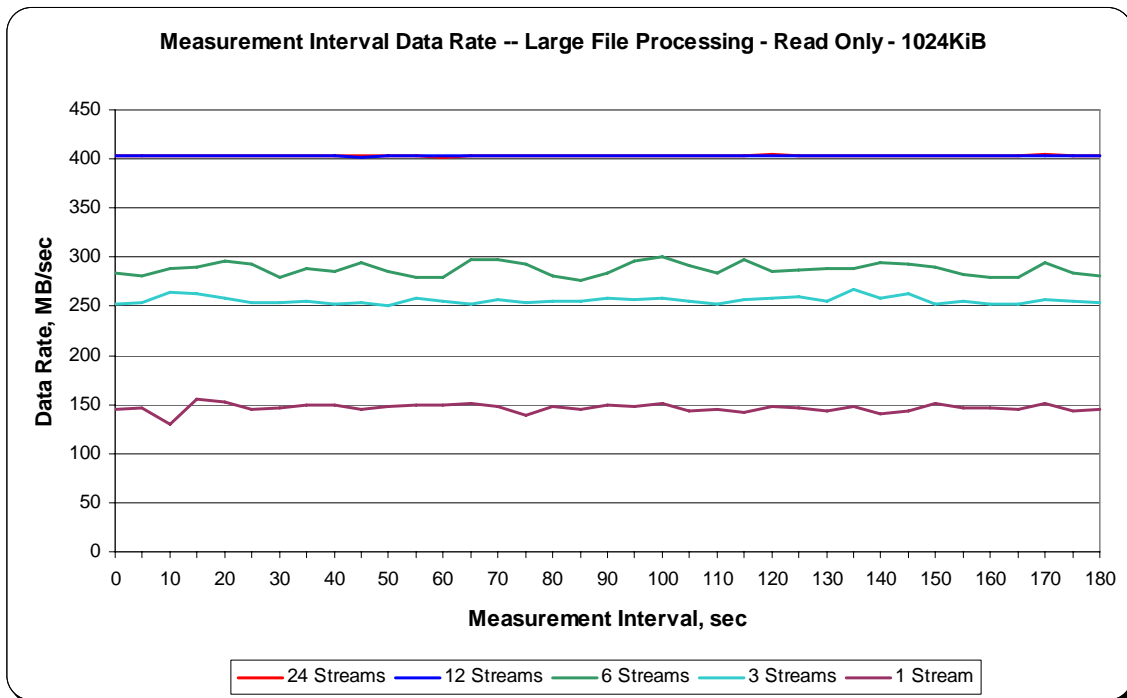
SPC-2 “Large File Processing/READ ONLY/1024 KiB Transfer Size” Test Run Data – Ramp Up Period

TR21 Test Run Sequence Time	24 Streams			TR22 Test Run Sequence Time	12 Streams			TR23 Test Run Sequence Time	6 Streams			TR24 Test Run Sequence Time	3 Streams			TR25 Test Run Sequence Time	1 Stream		
	Data Rate, MB/sec	Data Rate / Stream, MB/sec	Response Time, ms		Data Rate, MB/sec	Data Rate / Stream, MB/sec	Response Time, ms		Data Rate, MB/sec	Data Rate / Stream, MB/sec	Response Time, ms		Data Rate, MB/sec	Data Rate / Stream, MB/sec	Response Time, ms		Data Rate, MB/sec	Data Rate / Stream, MB/sec	Response Time, ms
0:00:00	152.04	50.68	17.85	0:07:00	206.36	51.59	13.26	0:14:00	121.84	60.92	8.60	0:21:00	141.98	141.98	7.10	0:28:00	147.22	147.22	6.84
0:00:05	162.11	40.53	21.65	0:07:05	262.14	65.54	15.98	0:14:05	252.71	84.24	12.03	0:21:05	144.28	144.28	7.27	0:28:05	147.22	147.22	7.12
0:00:10	248.93	31.12	24.27	0:07:10	310.80	62.16	16.59	0:14:10	257.32	85.77	12.23	0:21:10	145.96	145.96	7.18	0:28:10	146.17	146.17	7.17
0:00:15	311.22	38.90	27.00	0:07:15	324.43	54.07	17.19	0:14:15	251.87	83.96	12.48	0:21:15	143.65	143.65	7.29	0:28:15	144.70	144.70	7.24
0:00:20	308.70	38.59	27.16	0:07:20	347.71	57.95	18.09	0:14:20	251.87	83.96	12.48	0:21:20	145.54	145.54	7.20	0:28:20	148.06	148.06	7.08
0:00:25	329.25	29.93	27.99	0:07:25	347.29	57.88	18.10	0:14:25	258.16	86.05	12.19	0:21:25	146.17	146.17	7.16	0:28:25	131.28	131.28	7.98
0:00:30	391.96	30.15	33.34	0:07:30	344.35	57.39	18.25	0:14:30	287.94	71.98	13.94	0:21:30	133.38	133.38	7.85	0:28:30	149.53	149.53	7.02
0:00:35	399.30	24.96	36.98	0:07:35	341.42	48.77	18.78	0:14:35	300.10	60.02	15.10	0:21:35	139.25	139.25	7.54	0:28:35	147.01	147.01	7.13
0:00:40	401.19	22.29	43.77	0:07:40	384.83	48.10	20.12	0:14:40	308.70	61.74	16.98	0:21:40	150.37	150.37	7.51	0:28:40	151.83	151.83	6.90
0:00:45	403.70	20.19	47.90	0:07:45	380.63	47.58	22.02	0:14:45	314.15	62.83	16.67	0:21:45	206.15	103.08	10.17	0:28:45	150.37	150.37	6.97
0:00:50	402.65	20.13	52.01	0:07:50	386.09	48.26	21.76	0:14:50	312.48	62.50	16.78	0:21:50	192.94	96.47	10.86	0:28:50	145.75	145.75	7.19
0:00:55	403.07	19.19	54.45	0:07:55	387.55	43.06	22.48	0:14:55	308.28	61.66	16.99	0:21:55	185.39	92.69	11.30	0:28:55	152.25	152.25	6.88
0:01:00	403.49	18.34	54.83	0:08:00	392.17	39.22	25.93	0:15:00	293.81	48.97	20.41	0:22:00	194.62	97.31	10.77	0:29:00	138.41	138.41	7.57
0:01:05	403.28	17.53	59.53	0:08:05	392.38	32.70	28.43	0:15:05	273.26	45.54	23.00	0:22:05	209.30	104.65	10.01	0:29:05	145.12	145.12	7.22
0:01:10	403.28	17.53	59.74	0:08:10	402.65	33.55	31.22	0:15:10	286.68	47.78	21.97	0:22:10	223.14	74.38	11.60	0:29:10	144.28	144.28	7.27
0:01:15	403.07	16.79	60.46	0:08:15	403.70	33.64	31.20	0:15:15	284.16	47.36	22.10	0:22:15	254.80	84.93	12.34	0:29:15	151.20	151.20	6.93
0:01:20	403.07	16.79	62.35	0:08:20	403.07	33.59	31.20	0:15:20	291.29	48.55	21.61	0:22:20	256.48	85.49	12.27	0:29:20	152.67	152.67	6.86
0:01:25	403.70	16.82	62.49	0:08:25	402.44	33.54	31.22	0:15:25	290.04	48.34	21.66	0:22:25	251.87	83.96	12.46	0:29:25	151.83	151.83	6.90
0:01:30	402.86	16.79	62.40	0:08:30	403.28	33.61	31.22	0:15:30	279.97	46.66	22.51	0:22:30	252.92	84.31	12.44	0:29:30	138.62	138.62	7.56
0:01:35	403.70	16.82	62.32	0:08:35	403.28	33.61	31.20	0:15:35	291.29	48.55	21.58	0:22:35	261.72	87.24	12.02	0:29:35	147.64	147.64	7.10
0:01:40	403.70	16.82	62.35	0:08:40	403.28	33.61	31.20	0:15:40	305.97	51.00	20.58	0:22:40	253.55	84.52	12.39	0:29:40	147.64	147.64	7.10
0:01:45	403.28	16.80	62.41	0:08:45	402.86	33.57	31.19	0:15:45	290.25	48.37	21.67	0:22:45	255.85	85.28	12.29	0:29:45	145.33	145.33	7.20
0:01:50	403.28	16.80	62.42	0:08:50	403.49	33.62	31.20	0:15:50	285.63	47.61	21.97	0:22:50	253.34	84.45	12.42	0:29:50	146.17	146.17	7.18
0:01:55	403.07	16.79	62.36	0:08:55	403.28	33.61	31.20	0:15:55	300.10	50.02	20.92	0:22:55	255.85	85.28	12.28	0:29:55	140.51	140.51	7.45
0:02:00	403.49	16.81	62.45	0:09:00	403.49	33.62	31.20	0:16:00	296.12	49.35	21.27	0:23:00	257.11	85.70	12.23	0:30:00	144.49	144.49	7.26
0:02:05	403.49	16.81	62.37	0:09:05	403.07	33.59	31.20	0:16:05	283.12	47.19	22.21	0:23:05	251.66	83.89	12.47	0:30:05	149.95	149.95	6.99
0:02:10	402.86	16.79	62.38	0:09:10	402.44	33.54	31.23	0:16:10	283.53	47.26	22.20	0:23:10	253.55	84.52	12.41	0:30:10	144.91	144.91	7.23
0:02:15	404.33	16.85	62.36	0:09:15	403.49	33.62	31.20	0:16:15	296.96	49.49	21.16	0:23:15	264.66	88.22	12.37	0:30:15	148.90	148.90	7.03
0:02:20	402.65	16.78	62.45	0:09:20	402.65	33.55	31.21	0:16:20	299.47	49.91	20.99	0:23:20	269.06	89.69	12.47	0:30:20	143.86	143.86	7.28
0:02:25	402.86	16.79	62.25	0:09:25	403.70	33.64	31.22	0:16:25	297.38	49.56	21.22	0:23:25	270.53	90.18	12.38	0:30:25	143.03	143.03	7.33
0:02:30	404.33	16.85	62.50	0:09:30	402.44	33.54	31.24	0:16:30	283.33	47.22	22.15	0:23:30	269.69	89.90	12.43	0:30:30	149.95	149.95	6.99
0:02:35	402.86	16.79	62.36	0:09:35	403.28	33.61	31.22	0:16:35	281.44	46.91	22.35	0:23:35	270.74	90.25	12.37	0:30:35	140.30	140.30	7.46
0:02:40	403.49	16.81	62.40	0:09:40	403.07	33.59	31.21	0:16:40	290.46	48.41	21.67	0:23:40	272.63	90.88	12.32	0:30:40	134.43	134.43	7.80
0:02:45	403.07	16.79	62.34	0:09:45	403.07	33.59	31.20	0:16:45	295.28	49.21	21.29	0:23:45	264.66	88.22	12.20	0:30:45	149.32	149.32	7.02
0:02:50	403.70	16.82	62.41	0:09:50	403.28	33.61	31.19	0:16:50	281.65	46.94	22.31	0:23:50	255.22	85.07	12.33	0:30:50	153.72	153.72	6.82
0:02:55	403.28	16.80	62.43	0:09:55	402.65	33.55	31.22	0:16:55	298.42	49.74	21.12	0:23:55	252.29	84.10	12.46	0:30:55	139.25	139.25	7.53

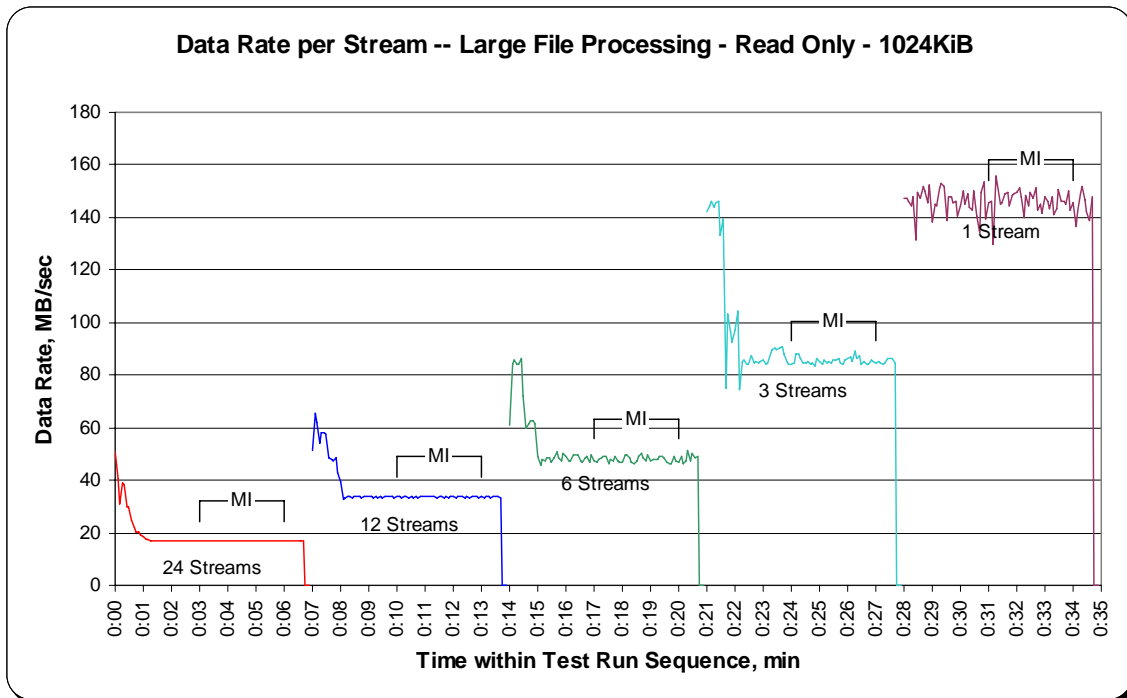
SPC-2 “Large File Processing/READ ONLY/1024 KiB Transfer Size” Average Data Rate Graph – Complete Test Run



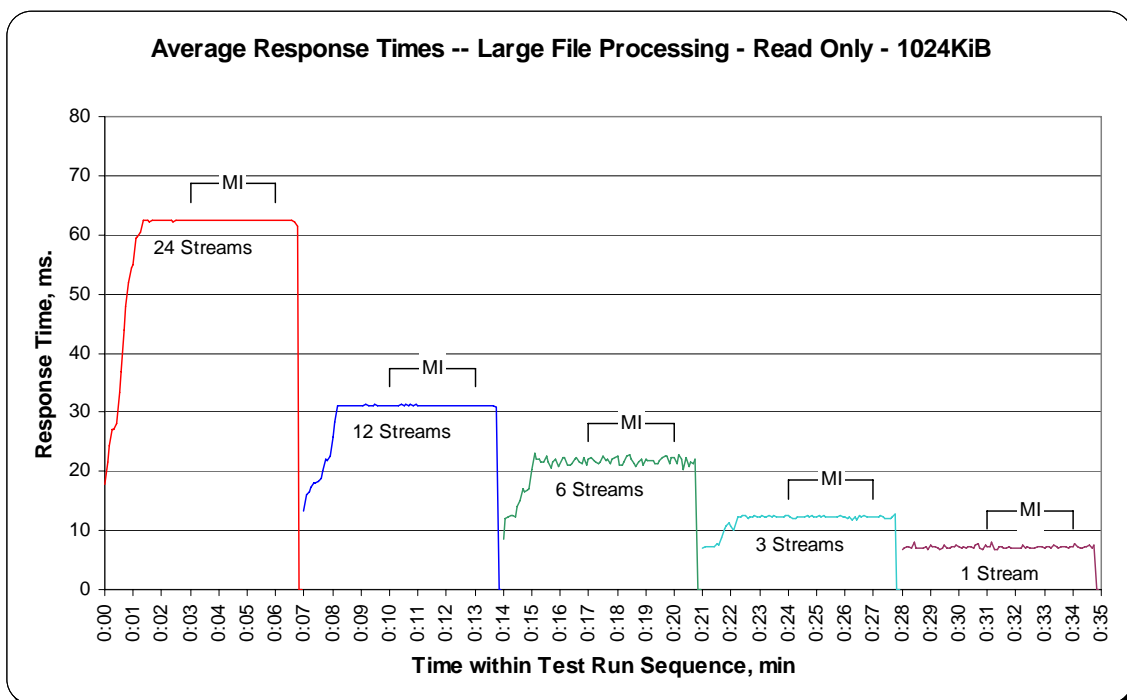
SPC-2 “Large File Processing/READ ONLY/1024 KiB Transfer Size” Average Data Rate Graph – Measurement Interval (MI) Only



SPC-2 “Large File Processing/READ ONLY/1024 KiB Transfer Size” Average Data Rate per Stream Graph



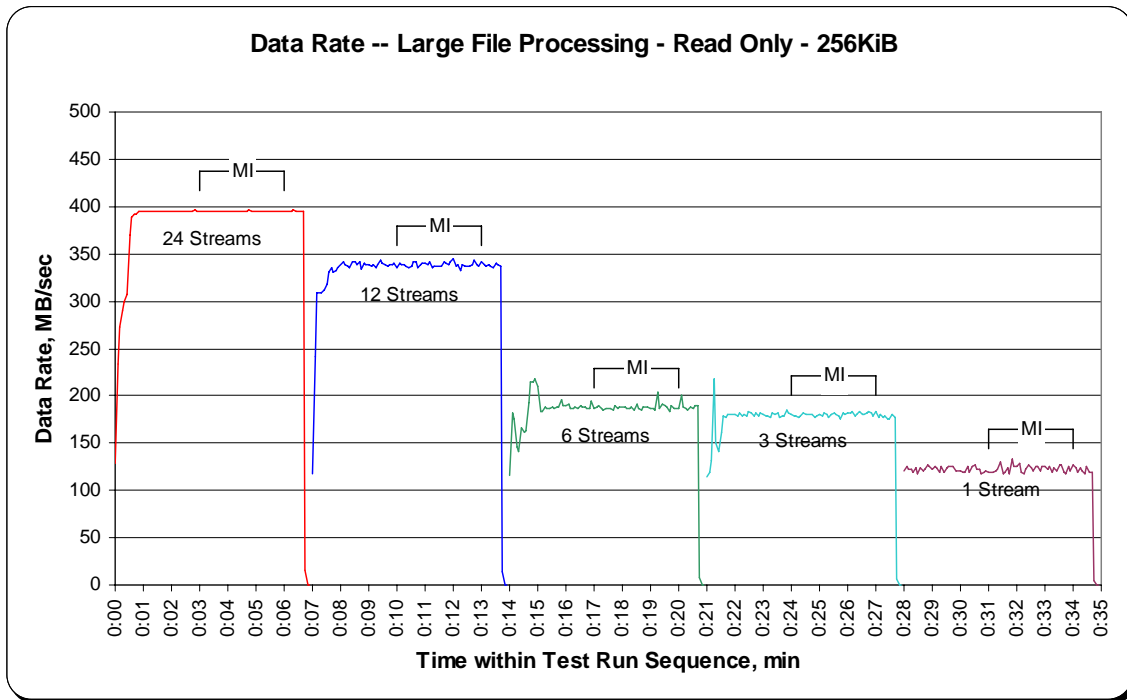
SPC-2 “Large File Processing/READ ONLY/1024 KiB Transfer Size” Average Response Time Graph



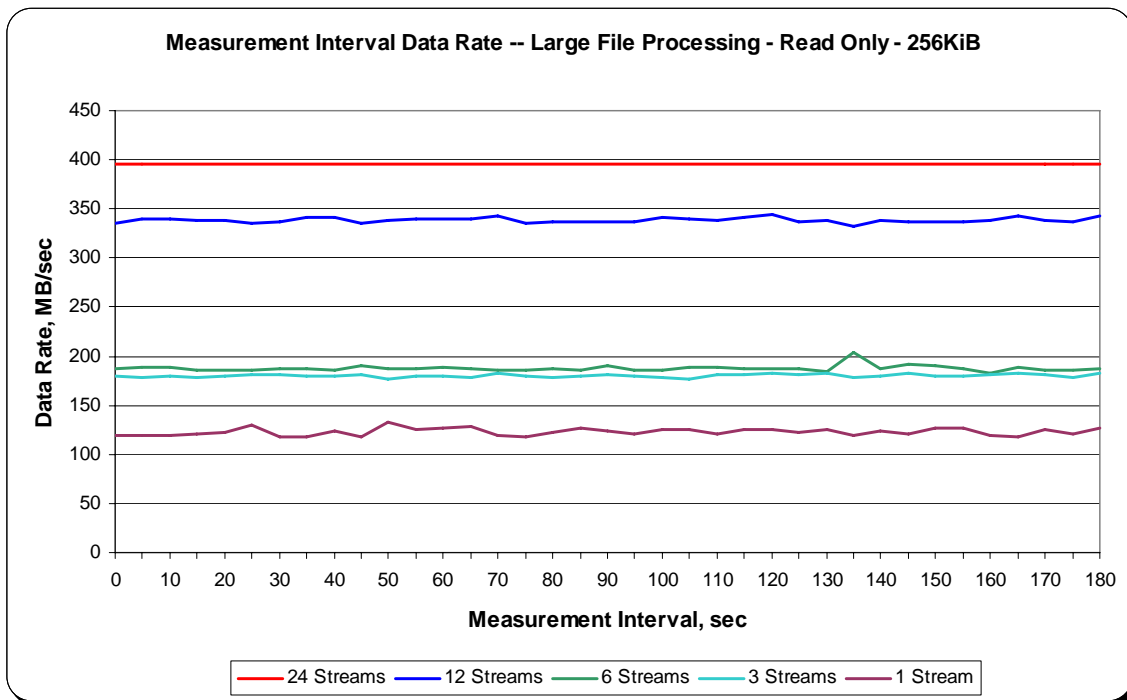
SPC-2 “Large File Processing/READ ONLY/256 KiB Transfer Size” Test Run Data – Ramp-Up Period

TR26				TR27				TR28				TR29				TR30			
Test Run Sequence Time	24 Streams		Response Time, ms	Test Run Sequence Time	12 Streams		Response Time, ms	Test Run Sequence Time	6 Streams		Response Time, ms	Test Run Sequence Time	3 Streams		Response Time, ms	Test Run Sequence Time	1 Stream		Response Time, ms
	Data Rate, MB/sec	Data Rate / Stream, MB/sec			Data Rate, MB/sec	Data Rate / Stream, MB/sec			Data Rate, MB/sec	Data Rate / Stream, MB/sec			Data Rate, MB/sec	Data Rate / Stream, MB/sec			Data Rate, MB/sec	Data Rate / Stream, MB/sec	
0:00:00	127.77	25.55	4.64	0:07:00	116.86	58.43	3.73	0:14:00	116.50	58.25	2.47	0:21:00	114.35	114.35	2.20	0:28:00	120.64	120.64	2.09
0:00:05	233.31	29.16	6.69	0:07:05	241.85	30.23	6.00	0:14:05	181.61	90.81	2.88	0:21:05	119.33	119.33	2.19	0:28:05	124.78	124.78	2.10
0:00:10	272.89	34.11	7.68	0:07:10	308.70	38.59	6.79	0:14:10	175.11	87.56	2.99	0:21:10	131.65	65.82	2.21	0:28:10	122.68	122.68	2.13
0:00:15	289.62	32.18	7.90	0:07:15	309.17	38.65	6.78	0:14:15	146.38	73.19	3.58	0:21:15	218.00	109.00	2.40	0:28:15	122.16	122.16	2.14
0:00:20	299.84	29.98	8.29	0:07:20	308.54	38.57	6.79	0:14:20	141.45	70.73	3.70	0:21:20	150.00	75.00	3.49	0:28:20	119.90	119.90	2.18
0:00:25	306.97	27.91	8.57	0:07:25	311.79	34.64	7.23	0:14:25	166.25	55.42	3.67	0:21:25	141.51	70.75	3.70	0:28:25	123.16	123.16	2.13
0:00:30	369.36	23.09	9.99	0:07:30	318.40	31.84	7.67	0:14:30	161.48	53.83	4.87	0:21:30	161.53	53.84	3.59	0:28:30	118.17	118.17	2.22
0:00:35	388.44	22.85	10.96	0:07:35	331.45	30.13	8.08	0:14:35	163.11	54.37	4.82	0:21:35	179.20	59.73	4.39	0:28:35	123.99	123.99	2.11
0:00:40	391.64	23.04	11.37	0:07:40	335.12	30.47	8.59	0:14:40	192.57	48.14	4.83	0:21:40	177.73	59.24	4.42	0:28:40	120.69	120.69	2.17
0:00:45	392.17	20.64	11.72	0:07:45	331.35	30.12	8.70	0:14:45	215.48	53.87	4.86	0:21:45	180.88	60.29	4.35	0:28:45	122.00	122.00	2.15
0:00:50	395.16	19.76	12.82	0:07:50	332.77	30.25	8.66	0:14:50	214.43	53.61	4.89	0:21:50	179.78	59.93	4.37	0:28:50	126.46	126.46	2.07
0:00:55	395.00	18.81	13.71	0:07:55	336.02	28.00	9.03	0:14:55	217.95	54.49	4.81	0:21:55	180.93	60.31	4.34	0:28:55	125.57	125.57	2.08
0:01:00	395.52	18.83	13.92	0:08:00	338.53	28.21	9.29	0:15:00	210.13	42.03	5.24	0:22:00	179.99	60.00	4.37	0:29:00	122.42	122.42	2.14
0:01:05	395.26	18.82	13.92	0:08:05	342.36	28.53	9.18	0:15:05	183.61	36.72	7.13	0:22:05	178.73	59.58	4.40	0:29:05	125.36	125.36	2.09
0:01:10	395.37	18.83	13.92	0:08:10	338.53	28.21	9.29	0:15:10	183.55	30.59	7.37	0:22:10	181.30	60.43	4.33	0:29:10	124.05	124.05	2.11
0:01:15	395.47	17.98	14.45	0:08:15	336.54	28.05	9.34	0:15:15	187.80	31.30	8.36	0:22:15	179.46	59.82	4.38	0:29:15	119.28	119.28	2.19
0:01:20	395.42	16.48	15.16	0:08:20	334.81	27.90	9.40	0:15:20	187.28	31.21	8.40	0:22:20	179.73	59.91	4.37	0:29:20	124.73	124.73	2.10
0:01:25	395.58	16.48	15.90	0:08:25	341.84	28.49	9.18	0:15:25	186.12	31.02	8.45	0:22:25	178.42	59.47	4.40	0:29:25	119.90	119.90	2.18
0:01:30	395.63	16.48	15.90	0:08:30	342.36	28.53	9.19	0:15:30	188.32	31.39	8.35	0:22:30	182.82	60.94	4.30	0:29:30	123.26	123.26	2.12
0:01:35	395.68	16.49	15.90	0:08:35	338.32	28.19	9.29	0:15:35	186.23	31.04	8.44	0:22:35	181.35	60.45	4.33	0:29:35	125.20	125.20	2.09
0:01:40	395.58	16.48	15.90	0:08:40	342.41	28.53	9.18	0:15:40	188.38	31.40	8.34	0:22:40	178.89	59.63	4.39	0:29:40	125.57	125.57	2.08
0:01:45	395.37	16.47	15.90	0:08:45	334.18	27.85	9.42	0:15:45	187.96	31.33	8.37	0:22:45	182.45	60.82	4.31	0:29:45	125.25	125.25	2.09
0:01:50	395.52	16.48	15.90	0:08:50	339.37	28.28	9.26	0:15:50	195.24	32.54	8.05	0:22:50	179.41	59.80	4.38	0:29:50	120.53	120.53	2.17
0:01:55	395.63	16.48	15.90	0:08:55	337.80	28.15	9.30	0:15:55	189.22	31.54	8.30	0:22:55	182.24	60.75	4.31	0:29:55	120.27	120.27	2.18
0:02:00	395.68	16.49	15.90	0:09:00	337.90	28.16	9.31	0:16:00	189.53	31.59	8.29	0:23:00	180.15	60.05	4.36	0:30:00	120.22	120.22	2.18
0:02:05	395.52	16.48	15.90	0:09:05	336.59	28.05	9.34	0:16:05	191.05	31.84	8.24	0:23:05	179.20	59.73	4.39	0:30:05	119.43	119.43	2.19
0:02:10	395.47	16.48	15.90	0:09:10	338.17	28.18	9.29	0:16:10	187.28	31.21	8.39	0:23:10	178.62	59.54	4.40	0:30:10	119.85	119.85	2.18
0:02:15	395.63	16.48	15.90	0:09:15	335.70	27.98	9.36	0:16:15	186.33	31.06	8.44	0:23:15	177.21	59.07	4.44	0:30:15	125.72	125.72	2.08
0:02:20	395.58	16.48	15.90	0:09:20	337.85	28.15	9.31	0:16:20	188.53	31.42	8.34	0:23:20	182.03	60.68	4.32	0:30:20	119.49	119.49	2.19
0:02:25	395.68	16.49	15.90	0:09:25	342.83	28.57	9.17	0:16:25	185.91	30.99	8.45	0:23:25	180.98	60.33	4.34	0:30:25	125.62	125.62	2.08
0:02:30	395.52	16.48	15.89	0:09:30	339.84	28.32	9.25	0:16:30	188.95	31.49	8.32	0:23:30	181.51	60.50	4.33	0:30:30	126.62	126.62	2.07
0:02:35	395.68	16.49	15.90	0:09:35	337.85	28.15	9.29	0:16:35	188.22	31.37	8.36	0:23:35	176.74	58.91	4.44	0:30:35	122.16	122.16	2.14
0:02:40	395.58	16.48	15.90	0:09:40	337.59	28.13	9.33	0:16:40	188.11	31.35	8.36	0:23:40	178.68	59.56	4.40	0:30:40	121.69	121.69	2.15
0:02:45	395.63	16.48	15.90	0:09:45	338.53	28.21	9.29	0:16:45	186.54	31.09	8.42	0:23:45	178.73	59.58	4.40	0:30:45	118.33	118.33	2.21
0:02:50	395.79	16.49	15.90	0:09:50	338.38	28.20	9.29	0:16:50	186.65	31.11	8.42	0:23:50	185.02	61.67	4.25	0:30:50	118.70	118.70	2.21
0:02:55	395.37	16.47	15.90	0:09:55	340.42	28.37	9.23	0:16:55	193.67	32.28	8.12	0:23:55	181.67	60.56	4.33	0:30:55	121.11	121.11	2.16

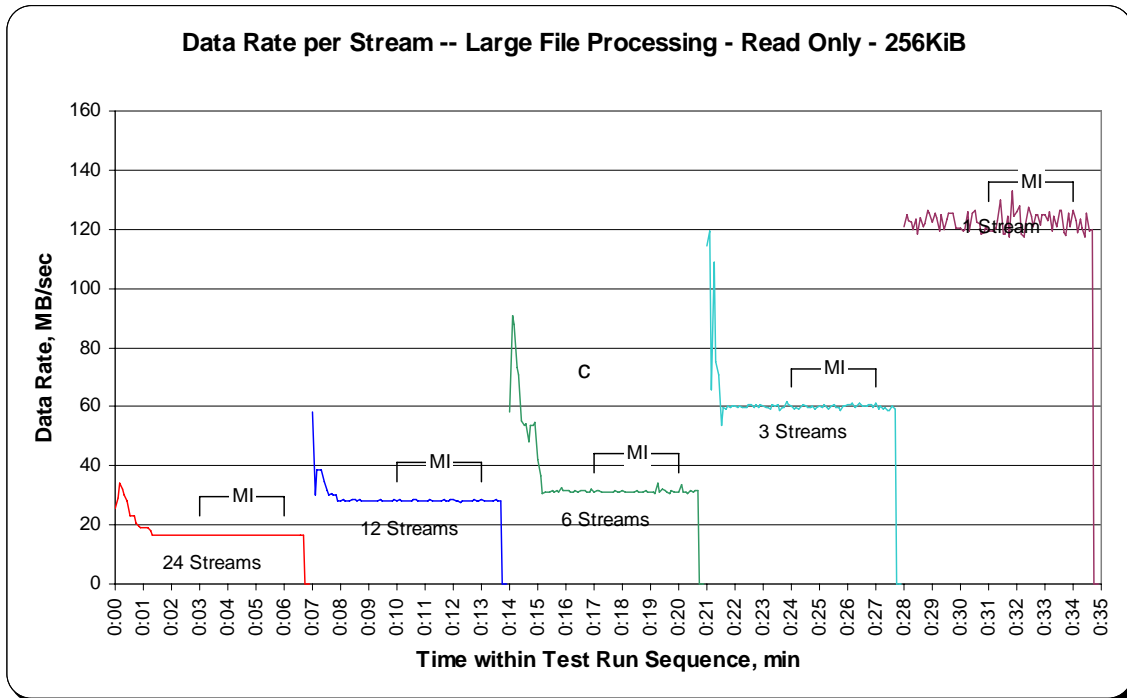
SPC-2 “Large File Processing/READ ONLY/256 KiB Transfer Size” Average Data Rate Graph – Complete Test Run



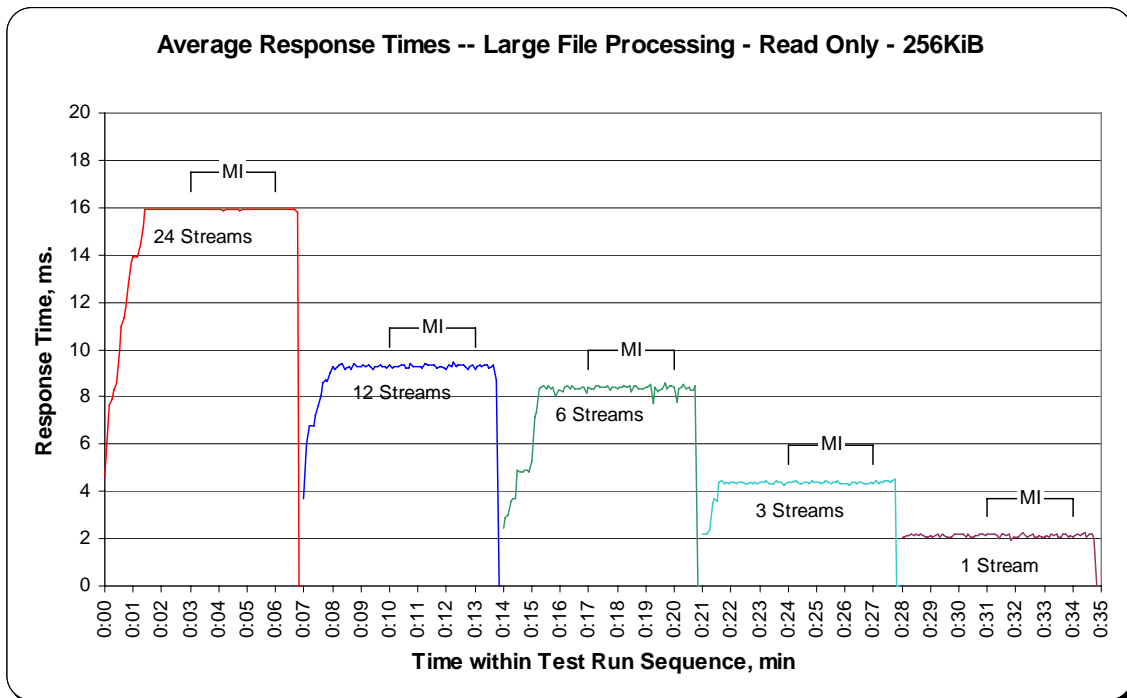
SPC-2 “Large File Processing/READ ONLY/256 KiB Transfer Size” Average Data Rate Graph – Measurement Interval (MI) Only



SPC-2 “Large File Processing/READ ONLY/256 KiB Transfer Size” Average Data Rate per Stream Graph



SPC-2 “Large File Processing/READ ONLY/256 KiB Transfer Size” Average Response Time Graph



Large Database Query Test

Clause 6.4.3.1

The Large Database Query Test is comprised of a set of I/O operations representative of scans or joins of large relational tables such as those performed for data mining or business intelligence.

Clause 6.4.3.2

The Large Database Query Test has two Test Phases, which shall be executed in the following uninterrupted sequence:

- 1. 1024 KiB TRANSFER SIZE*
- 2. 64 KiB TRANSFER SIZE*

The BC shall not be restarted or manually disturbed, altered, or adjusted during the execution of the Large File Processing Test. If power is lost to the BC during this Test all results shall be rendered invalid and the Test re-run in its entirety.

Clause 10.6.8.2

The Full Disclosure Report will contain the following content for the Large Database Query Test:

- 1. A listing of the SPC-2 Workload Generator commands and parameters used to execute each of the Test Runs in the Large Database Query Test.*
- 2. The human readable SPC-2 Test Results File for each of the Test Runs in the Large Database Query Test.*
- 3. A table that contains the following information for each Test Run in the two Test Phases of the Large Database Query Test:*
 - The number Streams specified.*
 - The Ramp-Up duration in seconds.*
 - The Measurement Interval duration in seconds.*
 - The average data rate, in MB per second, for the Measurement Interval.*
 - The average data rate, in MB per second, per Stream for the Measurement Interval.*
- 4. Average Data Rate and Average Data Rate per Stream graphs as defined in Clauses 10.1.1 and 10.1.2.*

SPC-2 Workload Generator Commands and Parameters

The SPC-2 Workload Generator commands and parameters for the Large Database Query Test Runs are documented in “Appendix E: SPC-2 Workload Generator Execution Commands and Parameters” on Page 97.

SPC-2 Test Results File

A link to the SPC-2 Test Results file generated from the Large Database Query Test Runs is listed below.

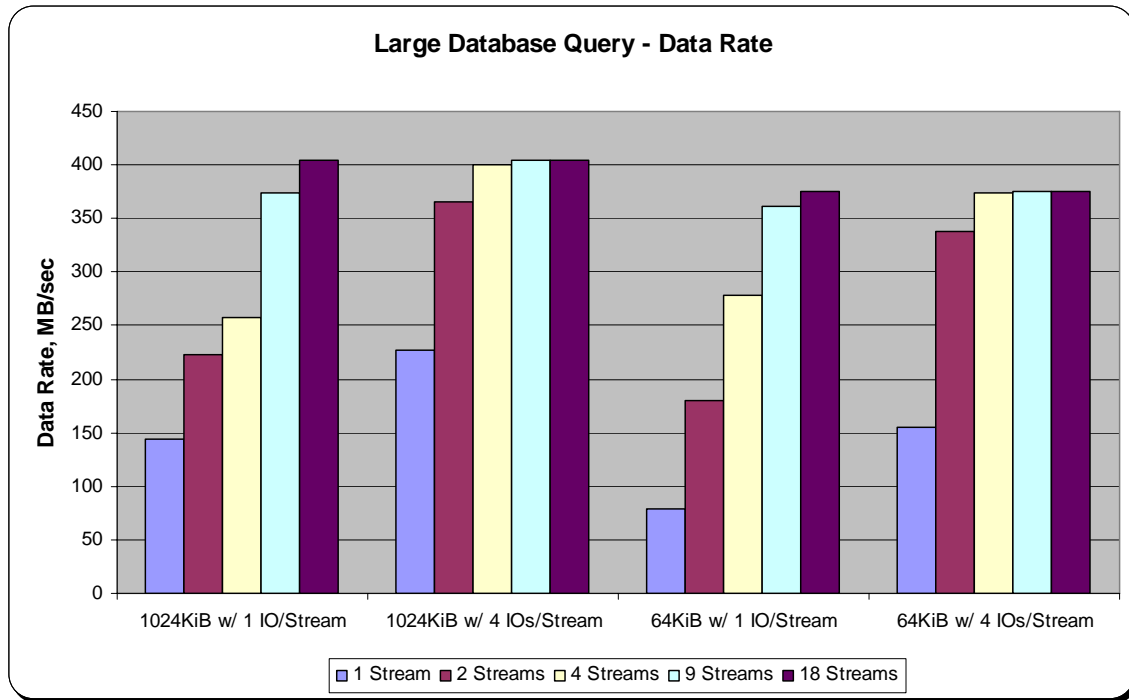
[SPC-2 Large Database Query Test Results File](#)

SPC-2 Large Database Query Average Data Rates (MB/s)

The average Data Rate (MB/s) for each Test Run in the two Test Phases of the SPC-2 Large Database Query Test is listed in the table below as well as illustrated in the following graph.

Test Run Sequence	1 Stream	2 Streams	4 Streams	9 Streams	18 Streams
1024KiB w/ 1 IO/Stream	144.14	222.82	257.61	373.16	404.02
1024KiB w/ 4 IOs/Stream	226.94	366.17	399.94	404.94	404.74
64KiB w/ 1 IO/Stream	78.89	179.67	278.62	361.75	374.69
64KiB w/ 4 IOs/Stream	155.57	337.80	373.59	374.95	374.96

SPC-2 Large Database Query Average Data Rates Graph

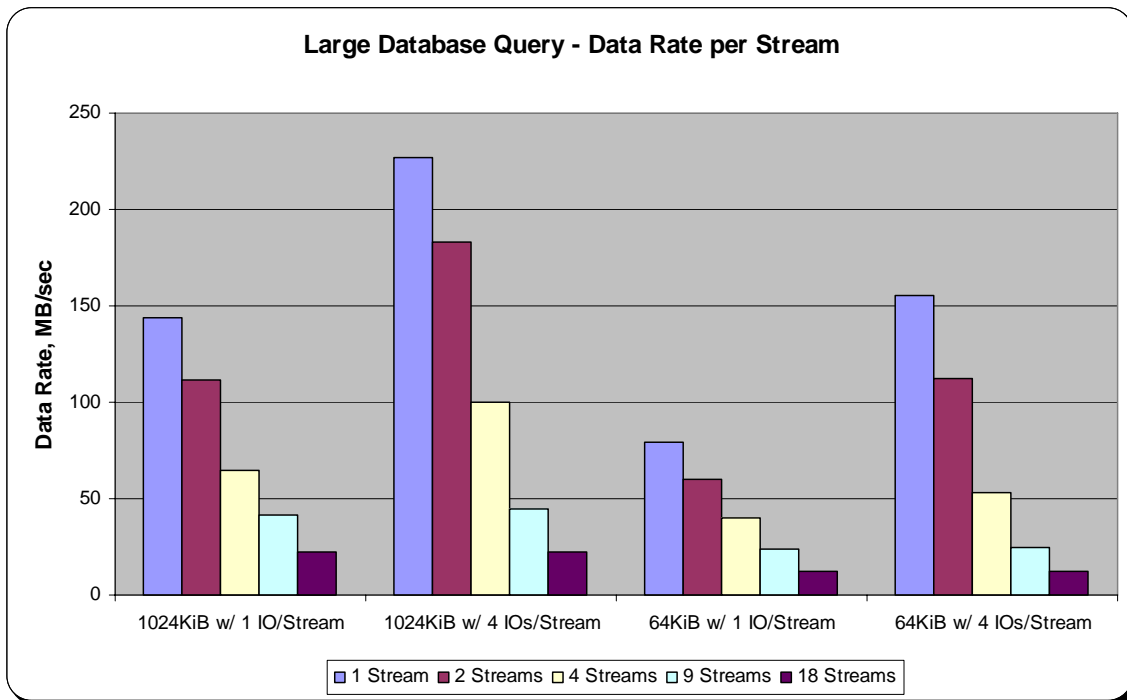


SPC-2 Large Database Query Average Data Rate per Stream

The average Data Rate per Stream for each Test Run in the two Test Phases of the SPC-2 Large Database Query Test is listed in the table below as well as illustrated in the following graph.

Test Run Sequence	1 Stream	2 Streams	4 Streams	9 Streams	18 Streams
1024KiB w/ 1 IO/Stream	144.14	111.41	64.40	41.46	22.45
1024KiB w/ 4 IOs/Stream	226.94	183.09	99.98	44.99	22.49
64KiB w/ 1 IO/Stream	78.89	59.89	39.80	24.12	12.49
64KiB w/ 4 IOs/Stream	155.57	112.60	53.37	25.00	12.50

SPC-2 Large Database Query Average Data Rate per Stream Graph



Large Database Query Test – 1024 KiB TRANSFER SIZE Test Phase

Clause 10.6.8.2.1

1. A table that will contain the following information for each "1024 KiB Transfer Size, 4 Outstanding I/Os" Test Run:
 - The number of Streams specified.
 - The average data rate, average data rate per stream, and average Response Time reported at five second intervals.
2. Average Data Rate (intervals), Average Data Rate per Stream (intervals), and Average Response Time (intervals) graphs for the "1024 KiB Transfer Size, 4 Outstanding I/Os" Test Runs as specified in Clauses 10.1.4 – 10.1.6.
3. A table that will contain the following information for each "1024 KiB Transfer Size, 1 Outstanding I/O" Test Run:
 - The number of Streams specified.
 - The average data rate, average data rate per stream, and average Response Time reported at five second intervals.
4. Average Data Rate (intervals), Average Data Rate per Stream (intervals), and Average Response Time (intervals) graphs for the "1024 KiB Transfer Size, 1 Outstanding I/O" Test Runs as specified in Clauses 10.1.4 – 10.1.6.

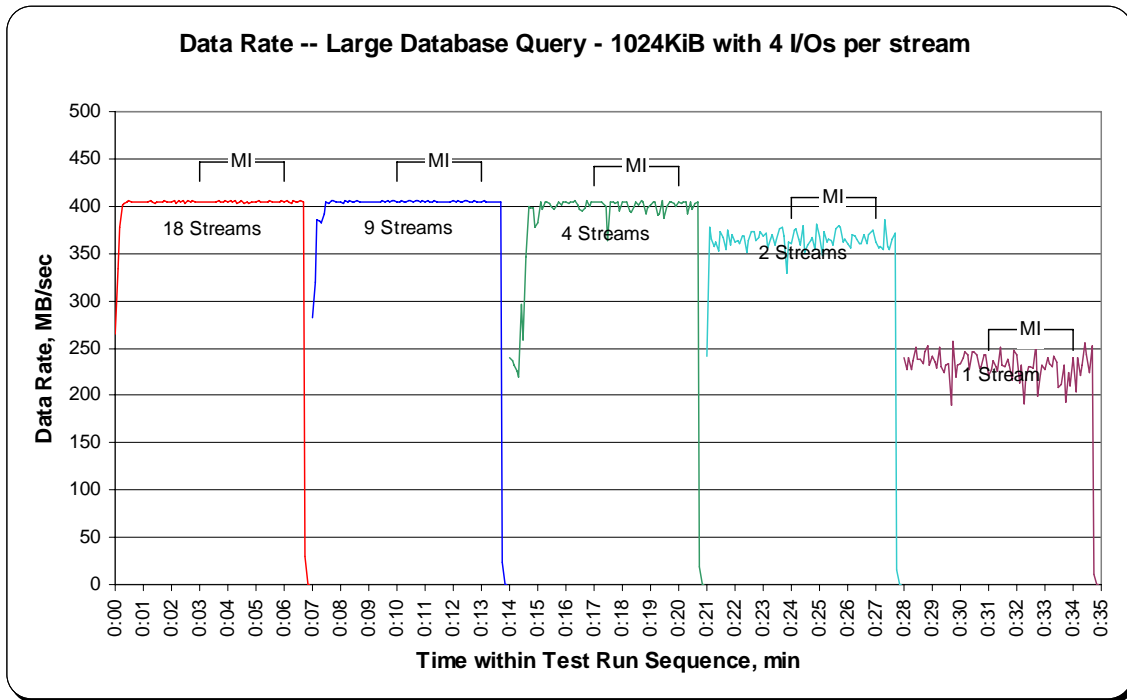
The SPC-2 "Large DatabaseQuery/1024 KiB TRANSFER SIZE/4 Outstanding I/Os" Test Run data is contained in the table that appears on the next page. That table is followed by graphs illustrating the average Data Rate, average Data Rate per Stream, and average Response Time produced by the same Test Runs. The table and graphs present the data at five-second intervals.

Immediately following the SPC-2 "Large DatabaseQuery/1024 KiB TRANSFER SIZE/4 Outstanding I/Os" table and graphs will be the SPC-2 "Large DatabaseQuery/1024 KiB TRANSFER SIZE/1 Outstanding I/O" table and graphs. The table contains the Test Run data and the graphs illustrate the average Data Rate, average Data Rate per Stream, and average Response Time produced by the Test Runs.

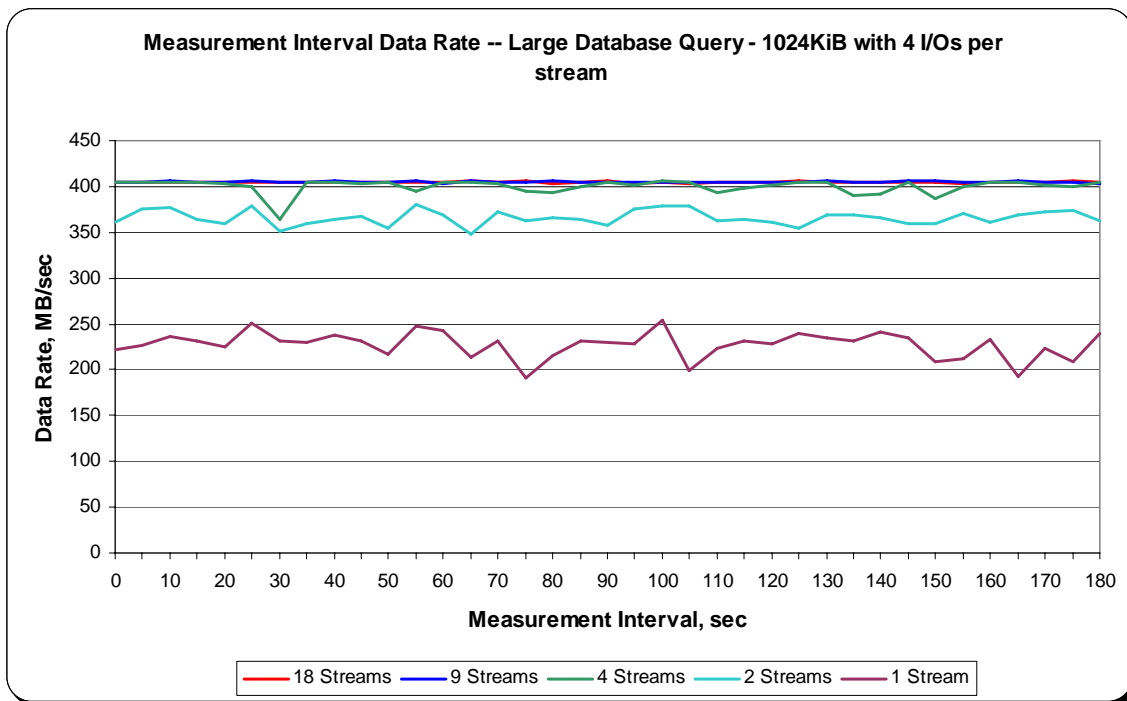
SPC-2 “Large Database Query/1024 KiB Transfer Size/4 Outstanding I/Os” Test Run Data - Ramp-Up Period

TR1 Test Run Sequence Time	18 Streams			TR2 Test Run Sequence Time	9 Streams			TR3 Test Run Sequence Time	4 Streams			TR4 Test Run Sequence Time	2 Streams			TR5 Test Run Sequence Time	1 Stream		
	Data Rate, MB/sec	/ Stream, MB/sec	Response Time, ms		Data Rate, MB/sec	/ Stream, MB/sec	Response Time, ms		Data Rate, MB/sec	/ Stream, MB/sec	Response Time, ms		Data Rate, MB/sec	/ Stream, MB/sec	Response Time, ms		Data Rate, MB/sec	/ Stream, MB/sec	Response Time, ms
0:00:00	265.29	53.06	55.26	0:07:00	281.44	140.72	27.78	0:14:00	239.29	239.29	16.81	0:21:00	240.96	240.96	16.69	0:28:00	240.54	240.54	16.71
0:00:05	334.08	55.68	69.48	0:07:05	319.40	106.47	37.48	0:14:05	237.19	237.19	17.65	0:21:05	378.12	189.06	21.67	0:28:05	227.12	227.12	18.48
0:00:10	377.91	37.79	85.65	0:07:10	385.25	77.05	48.89	0:14:10	232.57	232.57	18.06	0:21:10	365.95	182.98	22.91	0:28:10	240.54	240.54	17.41
0:00:15	401.60	40.16	104.10	0:07:15	384.41	76.88	54.65	0:14:15	226.07	226.07	18.54	0:21:15	357.98	178.99	23.38	0:28:15	227.96	227.96	18.41
0:00:20	403.07	40.31	104.06	0:07:20	383.15	76.63	54.57	0:14:20	219.15	219.15	19.11	0:21:20	361.76	180.88	23.20	0:28:20	237.19	237.19	17.67
0:00:25	404.54	31.12	125.81	0:07:25	391.33	65.22	60.04	0:14:25	296.12	148.06	27.15	0:21:25	351.90	175.95	23.86	0:28:25	251.03	251.03	16.69
0:00:30	405.38	28.96	140.27	0:07:30	404.75	67.46	62.49	0:14:30	258.37	129.18	32.50	0:21:30	373.08	186.54	22.43	0:28:30	238.66	238.66	17.57
0:00:35	403.70	28.84	144.87	0:07:35	402.65	50.33	74.09	0:14:35	346.03	115.34	30.59	0:21:35	366.16	183.08	22.91	0:28:35	237.61	237.61	17.64
0:00:40	404.96	27.00	150.91	0:07:40	405.59	45.07	90.59	0:14:40	400.14	133.38	31.50	0:21:40	354.21	177.10	23.70	0:28:40	232.99	232.99	18.00
0:00:45	404.75	23.81	164.47	0:07:45	405.59	45.07	92.98	0:14:45	398.04	132.68	31.57	0:21:45	374.13	187.07	22.40	0:28:45	245.58	245.58	17.08
0:00:50	403.91	23.76	175.13	0:07:50	404.54	44.95	93.28	0:14:50	398.25	132.75	31.58	0:21:50	358.61	179.31	23.35	0:28:50	252.29	252.29	16.62
0:00:55	404.54	23.80	177.18	0:07:55	405.17	45.02	93.21	0:14:55	377.49	125.83	33.25	0:21:55	369.94	184.97	22.69	0:28:55	231.32	231.32	18.10
0:01:00	405.17	23.83	175.94	0:08:00	405.17	45.02	93.32	0:15:00	381.68	127.23	33.01	0:22:00	361.76	180.88	23.13	0:29:00	241.59	241.59	17.37
0:01:05	404.12	23.77	176.17	0:08:05	402.65	44.74	93.52	0:15:05	404.54	134.85	31.12	0:22:05	363.86	181.93	23.05	0:29:05	234.67	234.67	17.84
0:01:10	404.12	23.77	175.22	0:08:10	405.59	45.07	92.99	0:15:10	396.36	99.09	37.96	0:22:10	360.71	180.36	23.29	0:29:10	228.17	228.17	18.36
0:01:15	405.80	23.87	176.47	0:08:15	404.96	45.00	93.18	0:15:15	404.54	101.14	41.44	0:22:15	368.68	184.34	22.70	0:29:15	251.03	251.03	16.71
0:01:20	404.96	23.82	176.24	0:08:20	405.38	45.04	93.34	0:15:20	404.33	101.08	41.50	0:22:20	368.05	184.03	22.81	0:29:20	229.85	229.85	18.22
0:01:25	403.28	22.40	181.76	0:08:25	405.17	45.02	93.05	0:15:25	402.44	100.61	41.63	0:22:25	351.27	175.64	23.83	0:29:25	223.77	223.77	18.75
0:01:30	405.17	22.51	186.73	0:08:30	404.12	44.90	93.49	0:15:30	399.30	99.82	42.15	0:22:30	364.07	182.03	23.06	0:29:30	232.36	232.36	18.04
0:01:35	404.75	22.49	186.25	0:08:35	405.59	45.07	93.16	0:15:35	395.94	98.99	42.40	0:22:35	372.87	186.44	22.48	0:29:35	234.04	234.04	17.90
0:01:40	404.54	22.47	187.32	0:08:40	403.91	44.88	93.07	0:15:40	400.56	100.14	41.77	0:22:40	372.87	186.44	22.48	0:29:40	188.95	188.95	22.25
0:01:45	406.01	22.56	185.14	0:08:45	405.17	45.02	93.45	0:15:45	404.33	101.08	41.48	0:22:45	364.28	182.14	23.03	0:29:45	257.74	257.74	16.23
0:01:50	403.70	22.43	186.46	0:08:50	404.54	44.95	93.19	0:15:50	402.02	100.51	41.66	0:22:50	366.37	183.19	22.88	0:29:50	219.99	219.99	19.06
0:01:55	405.17	22.51	186.05	0:08:55	404.75	44.97	93.30	0:15:55	403.70	100.93	41.60	0:22:55	373.71	186.86	22.42	0:29:55	231.74	231.74	18.08
0:02:00	404.33	22.46	188.90	0:09:00	404.96	45.00	93.07	0:16:00	404.54	101.14	41.55	0:23:00	367.63	183.82	22.80	0:30:00	233.41	233.41	17.96
0:02:05	406.43	22.58	186.35	0:09:05	404.54	44.95	93.51	0:16:05	403.49	100.87	41.44	0:23:05	371.20	185.60	22.56	0:30:05	240.12	240.12	17.47
0:02:10	403.49	22.42	186.63	0:09:10	404.96	45.00	93.23	0:16:10	404.54	101.14	41.52	0:23:10	356.31	178.15	23.48	0:30:10	246.00	246.00	17.03
0:02:15	406.22	22.57	186.47	0:09:15	404.33	44.93	93.27	0:16:15	404.33	101.08	41.44	0:23:15	365.95	182.98	22.99	0:30:15	243.48	243.48	17.21
0:02:20	404.54	22.47	186.17	0:09:20	404.12	44.90	93.22	0:16:20	405.80	101.45	41.37	0:23:20	369.73	184.86	22.66	0:30:20	227.75	227.75	18.39
0:02:25	405.38	22.52	186.16	0:09:25	404.75	44.97	93.15	0:16:25	401.19	100.30	41.77	0:23:25	358.61	179.31	23.36	0:30:25	246.00	246.00	17.05
0:02:30	403.28	22.40	186.67	0:09:30	405.59	45.07	93.33	0:16:30	396.15	99.04	42.27	0:23:30	365.32	182.66	22.95	0:30:30	245.58	245.58	17.09
0:02:35	405.38	22.52	185.78	0:09:35	405.17	45.02	93.00	0:16:35	394.26	98.57	42.68	0:23:35	376.02	188.01	22.30	0:30:35	243.27	243.27	17.23
0:02:40	403.91	22.44	186.30	0:09:40	406.01	45.11	93.23	0:16:40	398.88	99.72	42.00	0:23:40	378.33	189.16	22.15	0:30:40	228.17	228.17	18.35
0:02:45	406.22	22.57	185.46	0:09:45	403.70	44.86	93.25	0:16:45	405.59	101.40	41.40	0:23:45	367.63	183.82	22.82	0:30:45	230.06	230.06	18.20
0:02:50	403.91	22.44	186.92	0:09:50	405.80	45.09	92.89	0:16:50	399.51	99.88	42.06	0:23:50	329.67	164.84	25.35	0:30:50	242.43	242.43	17.30
0:02:55	405.17	22.51	186.40	0:09:55	405.59	45.07	93.24	0:16:55	403.70	100.93	41.44	0:23:55	361.55	180.77	23.27	0:30:55	243.69	243.69	17.20

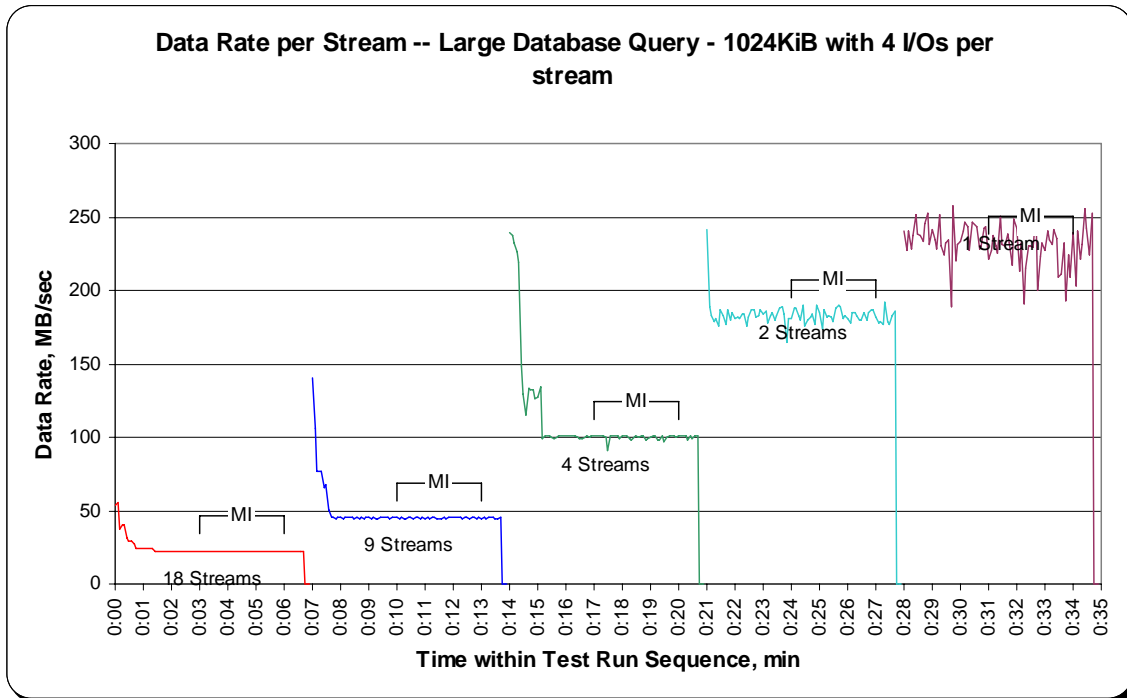
**SPC-2 “Large Database Query/1024 KiB Transfer Size/4 Outstanding I/Os”
 Average Data Rate Graph – Complete Test Run**



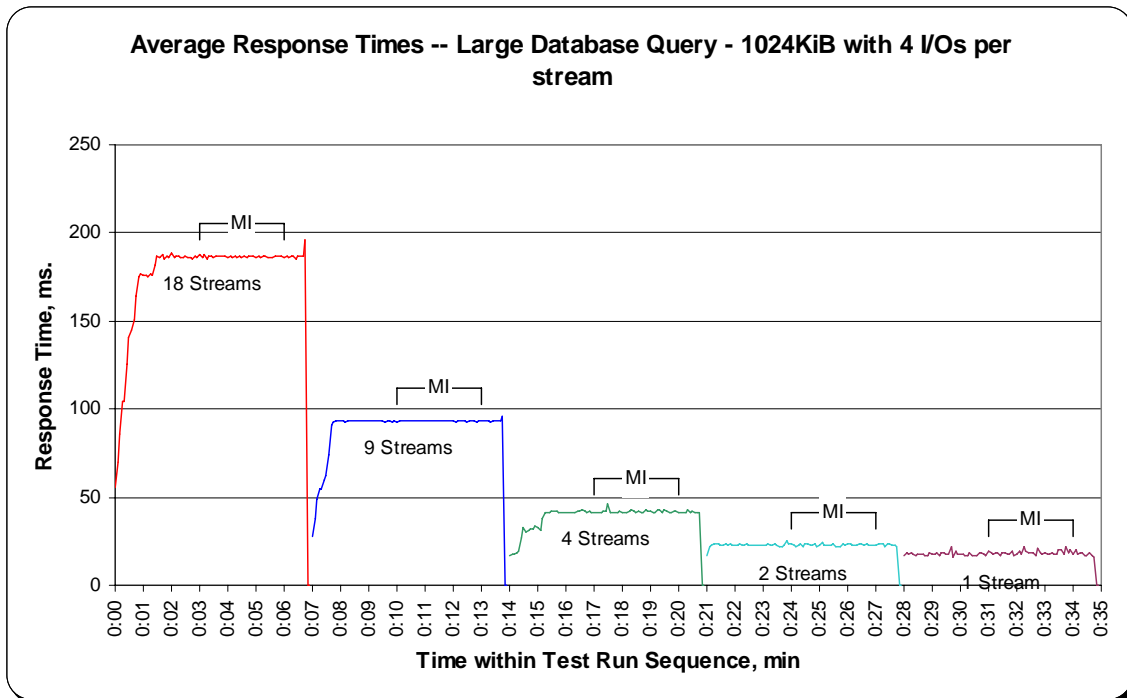
**SPC-2 “Large Database Query/1024 KiB Transfer Size/4 Outstanding I/Os”
 Average Data Rate Graph – Measurement Interval (MI) Only**



SPC-2 “Large Database Query/1024 KiB Transfer Size/4 Outstanding I/Os” Average Data Rate per Stream Graph



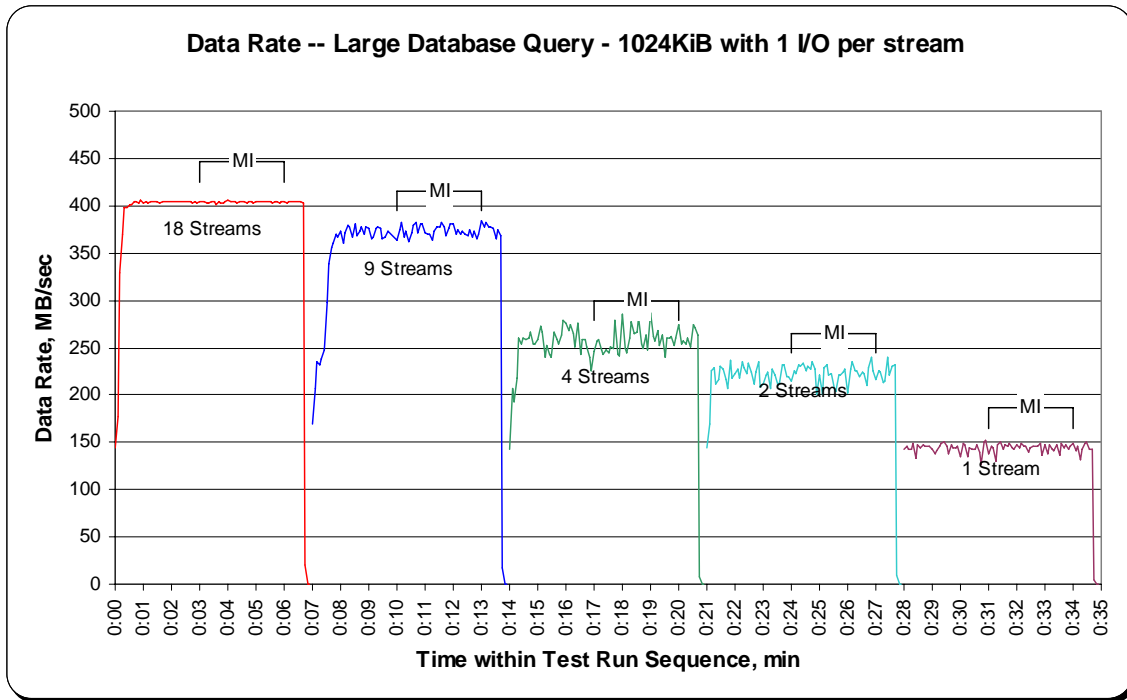
SPC-2 “Large Database Query/1024 KiB Transfer Size/4 Outstanding I/Os” Average Response Time Graph



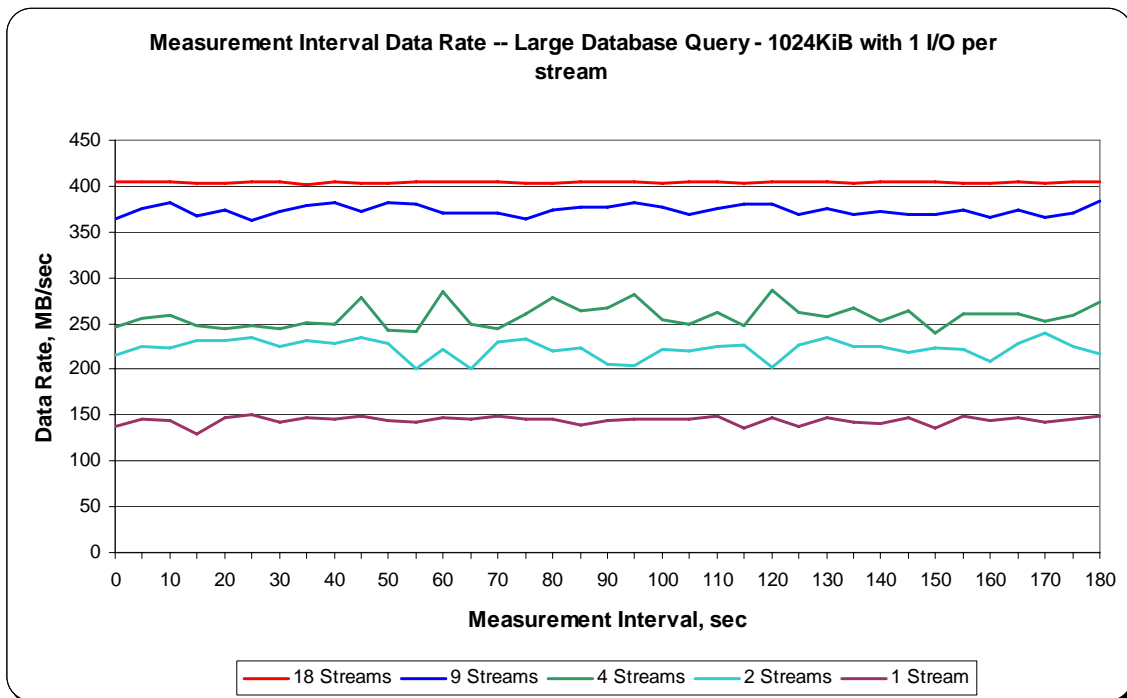
SPC-2 “Large Database Query/1024 KiB Transfer Size/1 Outstanding I/O” Test Run Data – Ramp-Up Period

TR6 Test Run Sequence Time	18 Streams Data Rate			TR7 Test Run Sequence Time	9 Streams Data Rate			TR8 Test Run Sequence Time	4 Streams Data Rate			TR9 Test Run Sequence Time	2 Streams Data Rate			TR10 Test Run Sequence Time	1 Stream Data Rate		
	Data Rate, MB/sec	/ Stream, MB/sec	Response Time, ms		Data Rate, MB/sec	/ Stream, MB/sec	Response Time, ms		Data Rate, MB/sec	/ Stream, MB/sec	Response Time, ms		Data Rate, MB/sec	/ Stream, MB/sec	Response Time, ms		Data Rate, MB/sec	/ Stream, MB/sec	Response Time, ms
0:00:00	144.07	72.04	13.81	0:07:00	169.24	84.62	8.82	0:14:00	142.19	142.19	7.10	0:21:00	144.28	144.28	7.00	0:28:00	142.61	142.61	7.08
0:00:05	176.79	35.36	17.65	0:07:05	207.41	69.14	11.73	0:14:05	207.41	103.70	9.71	0:21:05	168.82	84.41	8.07	0:28:05	145.75	145.75	7.19
0:00:10	328.62	41.08	20.95	0:07:10	234.88	78.29	13.40	0:14:10	192.94	96.47	10.87	0:21:10	225.23	112.62	9.32	0:28:10	142.61	142.61	7.35
0:00:15	369.94	33.63	24.16	0:07:15	232.36	77.45	13.56	0:14:15	218.52	72.84	12.27	0:21:15	228.59	114.29	9.17	0:28:15	143.03	143.03	7.33
0:00:20	398.67	36.24	28.90	0:07:20	237.82	79.27	13.21	0:14:20	260.47	86.82	12.09	0:21:20	211.39	105.70	9.92	0:28:20	149.11	149.11	7.03
0:00:25	397.62	33.14	29.34	0:07:25	247.88	61.97	13.71	0:14:25	253.76	84.59	12.38	0:21:25	216.22	108.11	9.69	0:28:25	132.96	132.96	7.88
0:00:30	400.98	33.41	31.42	0:07:30	298.22	59.64	15.56	0:14:30	260.68	86.89	12.07	0:21:30	230.48	115.24	9.09	0:28:30	146.59	146.59	7.16
0:00:35	401.60	28.69	34.27	0:07:35	338.48	56.41	16.65	0:14:35	258.37	86.12	12.16	0:21:35	227.12	113.56	9.25	0:28:35	144.07	144.07	7.27
0:00:40	404.54	26.97	38.03	0:07:40	356.10	59.35	17.66	0:14:40	260.89	86.96	12.06	0:21:40	216.01	108.00	9.69	0:28:40	148.06	148.06	7.07
0:00:45	404.54	25.28	39.53	0:07:45	360.71	45.09	20.44	0:14:45	266.55	88.85	11.80	0:21:45	207.41	103.70	10.09	0:28:45	145.96	145.96	7.18
0:00:50	403.49	23.73	43.78	0:07:50	370.36	46.29	22.66	0:14:50	253.34	84.45	12.41	0:21:50	237.19	118.59	8.84	0:28:50	145.75	145.75	7.19
0:00:55	405.38	23.85	44.06	0:07:55	367.42	45.93	22.83	0:14:55	253.55	84.52	12.38	0:21:55	217.68	108.84	9.64	0:28:55	146.38	146.38	7.15
0:01:00	403.07	23.71	44.10	0:08:00	373.71	46.71	22.39	0:15:00	258.16	86.05	12.20	0:22:00	222.09	111.04	9.44	0:29:00	143.03	143.03	7.33
0:01:05	404.33	23.78	44.10	0:08:05	359.87	39.99	25.29	0:15:05	272.21	68.05	15.19	0:22:05	226.49	113.25	9.26	0:29:05	137.15	137.15	7.65
0:01:10	403.28	22.40	44.66	0:08:10	371.41	41.27	25.37	0:15:10	265.92	66.48	15.76	0:22:10	218.52	109.26	9.58	0:29:10	141.77	141.77	7.39
0:01:15	404.54	22.47	46.66	0:08:15	380.00	42.22	24.88	0:15:15	240.12	60.03	17.49	0:22:15	235.09	117.55	8.93	0:29:15	146.38	146.38	7.15
0:01:20	404.96	22.50	46.61	0:08:20	378.12	42.01	24.94	0:15:20	252.71	63.18	16.56	0:22:20	229.22	114.61	9.14	0:29:20	149.32	149.32	7.02
0:01:25	404.33	22.46	46.67	0:08:25	366.79	40.75	25.70	0:15:25	242.43	60.61	17.29	0:22:25	222.72	111.36	9.41	0:29:25	149.95	149.95	6.99
0:01:30	404.96	22.50	46.70	0:08:30	380.42	42.27	24.76	0:15:30	240.54	60.14	17.45	0:22:30	233.41	116.71	8.99	0:29:30	145.33	145.33	7.22
0:01:35	403.28	22.40	46.69	0:08:35	368.89	40.99	25.64	0:15:35	267.18	66.79	15.71	0:22:35	224.40	112.20	9.34	0:29:35	137.36	137.36	7.62
0:01:40	404.75	22.49	46.68	0:08:40	373.29	41.48	25.30	0:15:40	257.95	64.49	16.24	0:22:40	211.81	105.91	9.90	0:29:40	147.01	147.01	7.13
0:01:45	403.70	22.43	46.71	0:08:45	378.33	42.04	24.92	0:15:45	254.17	63.54	16.49	0:22:45	223.56	111.78	9.38	0:29:45	143.65	143.65	7.30
0:01:50	404.12	22.45	46.71	0:08:50	369.73	41.08	25.49	0:15:50	262.77	65.69	15.96	0:22:50	234.67	117.34	8.92	0:29:50	144.07	144.07	7.28
0:01:55	404.33	22.46	46.64	0:08:55	378.12	42.01	24.97	0:15:55	279.34	69.84	15.00	0:22:55	208.46	104.23	10.06	0:29:55	146.17	146.17	7.17
0:02:00	404.12	22.45	46.70	0:09:00	375.81	41.76	25.11	0:16:00	275.15	68.79	15.26	0:23:00	212.23	106.12	9.88	0:30:00	135.27	135.27	7.75
0:02:05	404.75	22.49	46.61	0:09:05	365.32	40.59	25.82	0:16:05	267.39	66.85	15.67	0:23:05	221.04	110.52	9.47	0:30:05	148.69	148.69	7.04
0:02:10	405.17	22.51	46.60	0:09:10	366.37	40.71	25.77	0:16:10	274.73	68.68	15.24	0:23:10	224.81	112.41	9.34	0:30:10	146.59	146.59	7.16
0:02:15	403.91	22.44	46.68	0:09:15	376.44	41.83	24.99	0:16:15	264.24	66.06	15.88	0:23:15	206.99	103.49	10.12	0:30:15	135.27	135.27	7.75
0:02:20	403.70	22.43	46.76	0:09:20	378.33	42.04	24.99	0:16:20	251.03	62.76	16.68	0:23:20	226.91	113.46	9.25	0:30:20	144.91	144.91	7.23
0:02:25	404.75	22.49	46.63	0:09:25	376.44	41.83	25.05	0:16:25	276.40	69.10	15.18	0:23:25	221.04	110.52	9.47	0:30:25	142.61	142.61	7.35
0:02:30	404.12	22.45	46.67	0:09:30	364.90	40.54	25.82	0:16:30	242.22	60.56	17.32	0:23:30	209.92	104.96	10.01	0:30:30	142.82	142.82	7.32
0:02:35	404.33	22.46	46.74	0:09:35	367.21	40.80	25.73	0:16:35	258.37	64.59	16.22	0:23:35	213.70	106.85	9.80	0:30:35	147.22	147.22	7.13
0:02:40	404.75	22.49	46.69	0:09:40	372.66	41.41	25.27	0:16:40	258.16	64.54	16.22	0:23:40	232.15	116.08	9.03	0:30:40	139.04	139.04	7.54
0:02:45	403.28	22.40	46.69	0:09:45	372.24	41.36	25.33	0:16:45	250.19	62.55	16.77	0:23:45	231.32	115.66	9.06	0:30:45	126.88	126.88	8.26
0:02:50	404.33	22.46	46.72	0:09:50	367.84	40.87	25.70	0:16:50	240.33	60.08	17.44	0:23:50	218.73	109.37	9.59	0:30:50	150.79	150.79	6.95
0:02:55	402.86	22.38	46.79	0:09:55	366.58	40.73	25.75	0:16:55	226.07	56.52	18.52	0:23:55	218.94	109.47	9.56	0:30:55	151.83	151.83	6.90

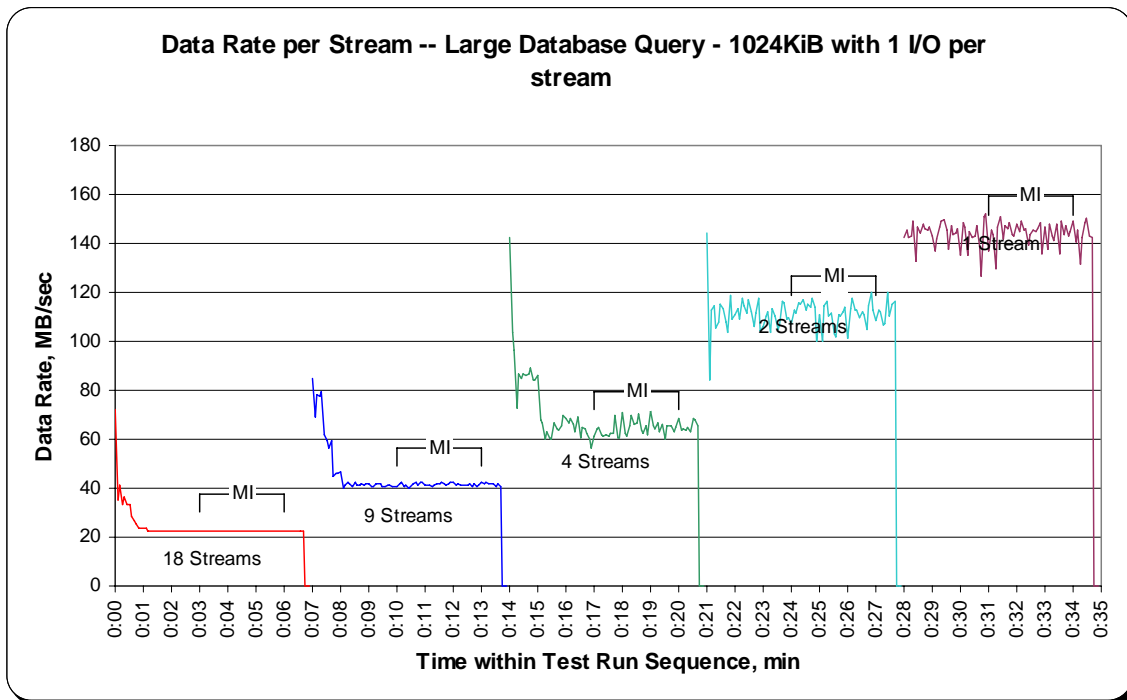
SPC-2 “Large Database Query/1024 KiB Transfer Size/1 Outstanding I/O” Average Data Rate Graph – Complete Test Run



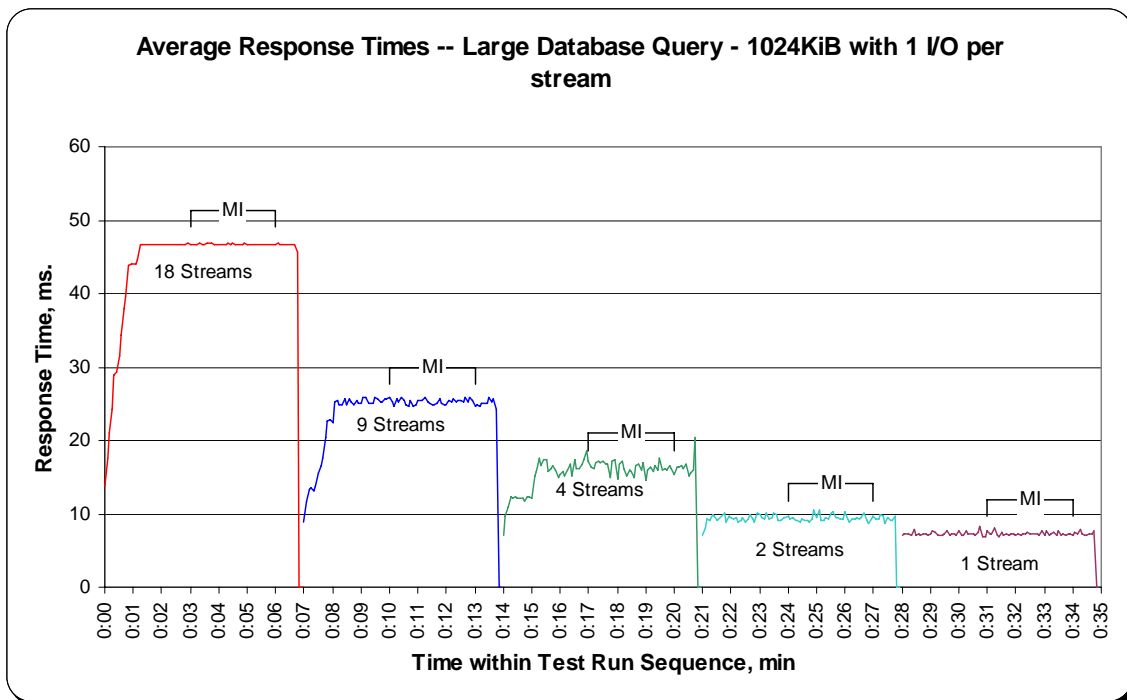
SPC-2 “Large Database Query/1024 KiB Transfer Size/1 Outstanding I/O” Average Data Rate Graph – Measurement Interval (MI) Only



SPC-2 “Large Database Query/1024 KiB Transfer Size/1 Outstanding I/O” Average Data Rate per Stream Graph



SPC-2 “Large Database Query/1024 KiB Transfer Size/1 Outstanding I/O” Average Response Time Graph



Large Database Query Test – 64 KiB TRANSFER SIZE Test Phase

Clause 10.6.8.2.1

5. A table that will contain the following information for each "64 KiB Transfer Size, 4 Outstanding I/Os" Test Run:
 - The number of Streams specified.
 - The average data rate, average data rate per stream, and average Response Time reported at five second intervals.
6. Average Data Rate (intervals), Average Data Rate per Stream (intervals), and Average Response Time (intervals) graphs for the "64 KiB Transfer Size, 4 Outstanding I/Os" Test Runs as specified in Clauses 10.1.4 – 10.1.6.
7. A table that will contain the following information for each "64 KiB Transfer Size, 1 Outstanding I/O" Test Run:
 - The number of Streams specified.
 - The average data rate, average data rate per stream, and average Response Time reported at five second intervals.
8. Average Data Rate (intervals), Average Data Rate per Stream (intervals), and Average Response Time (intervals) graphs for the "64 KiB Transfer Size, 1 Outstanding I/O" Test Runs as specified in Clauses 10.1.4 – 10.1.6.

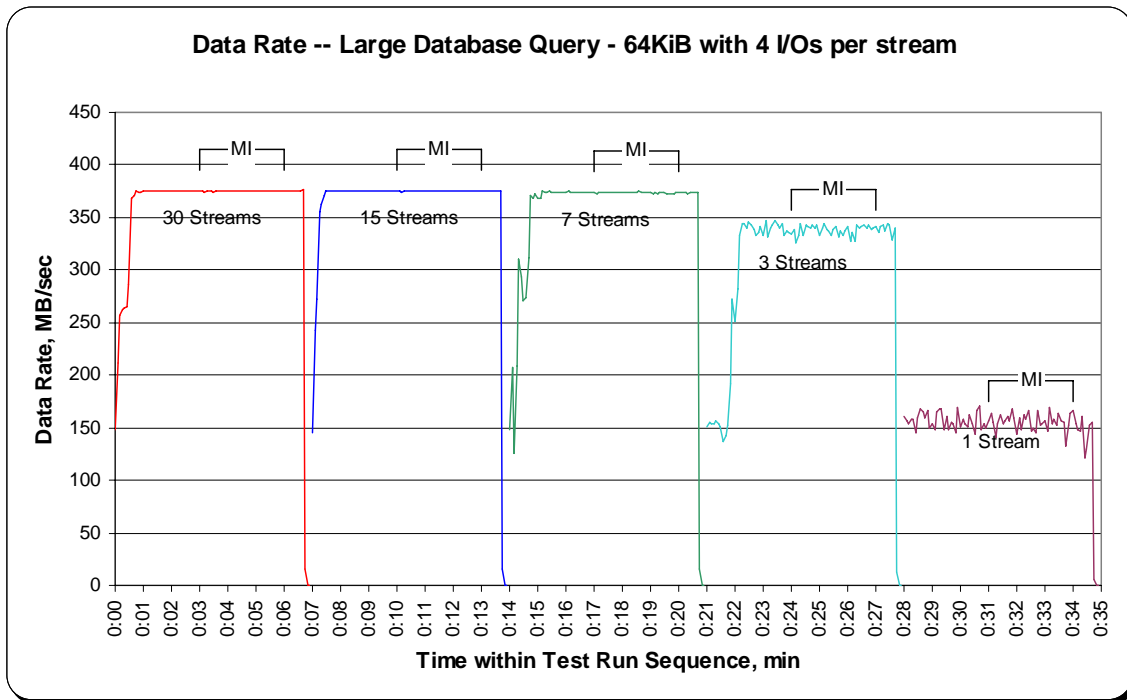
The SPC-2 "Large DatabaseQuery/64 KiB TRANSFER SIZE/4 Outstanding I/Os" Test Run data is contained in the table that appears on the next page. That table is followed by graphs illustrating the average Data Rate, average Data Rate per Stream, and average Response Time produced by the same Test Runs. The table and graphs present the data at five-second intervals.

Immediately following the SPC-2 "Large DatabaseQuery/64 KiB TRANSFER SIZE/4 Outstanding I/Os" table and graphs will be the SPC-2 "Large DatabaseQuery/64 KiB TRANSFER SIZE/1 Outstanding I/O" table and graphs. The table contains the Test Run data and the graphs illustrate the average Data Rate, average Data Rate per Stream, and average Response Time produced by the Test Runs.

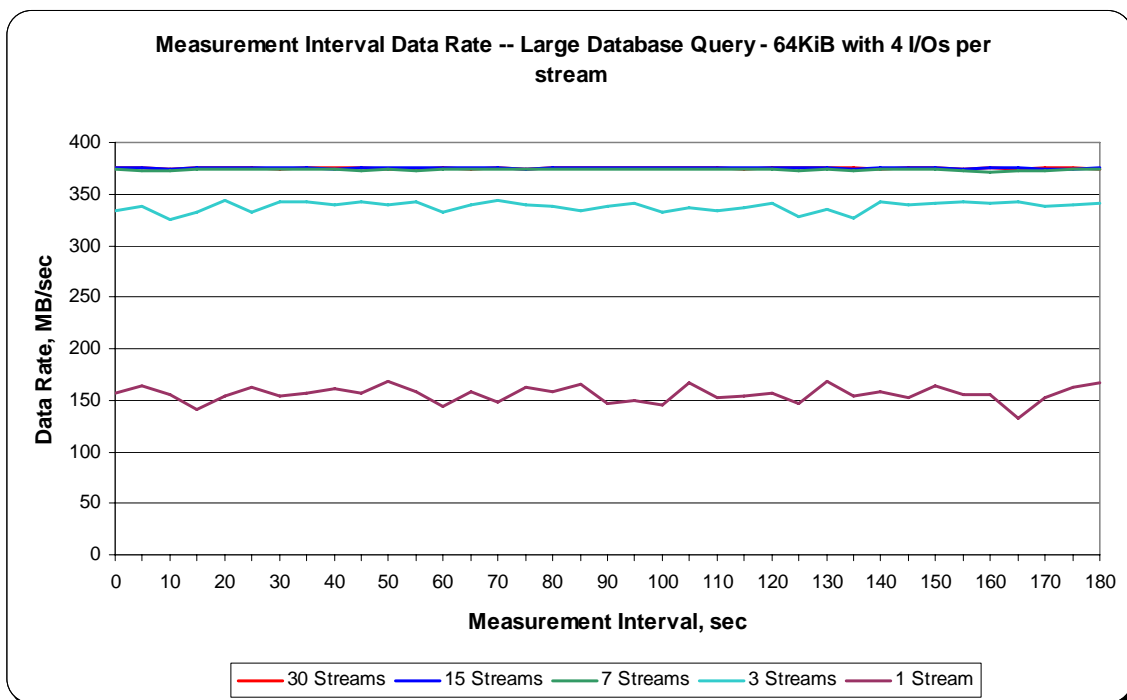
SPC-2 “Large Database Query/64 KiB Transfer Size/4 Outstanding I/Os” Test Run Data – Ramp-Up Period

TR11 Test Run Sequence Time	30 Streams			TR12 Test Run Sequence Time	15 Streams			TR13 Test Run Sequence Time	7 Streams			TR14 Test Run Sequence Time	3 Streams			TR15 Test Run Sequence Time	1 Stream		
	Data Rate, MB/sec	/ Stream, MB/sec	Response Time, ms		Data Rate, MB/sec	/ Stream, MB/sec	Response Time, ms		Data Rate, MB/sec	/ Stream, MB/sec	Response Time, ms		Data Rate, MB/sec	/ Stream, MB/sec	Response Time, ms		Data Rate, MB/sec	/ Stream, MB/sec	Response Time, ms
0:00:00	147.56	73.78	1.85	0:07:00	145.39	48.46	3.62	0:14:00	148.65	74.32	2.00	0:21:00	151.41	151.41	1.66	0:28:00	160.31	160.31	1.56
0:00:05	211.35	30.19	6.79	0:07:05	243.14	48.63	4.44	0:14:05	207.03	103.52	2.52	0:21:05	155.04	155.04	1.68	0:28:05	156.30	156.30	1.67
0:00:10	257.27	25.73	8.75	0:07:10	271.59	33.95	6.70	0:14:10	124.97	62.48	4.20	0:21:10	153.26	153.26	1.70	0:28:10	154.43	154.43	1.69
0:00:15	261.85	23.80	10.46	0:07:15	355.32	35.53	6.58	0:14:15	208.83	69.61	3.32	0:21:15	154.09	154.09	1.69	0:28:15	158.54	158.54	1.64
0:00:20	264.14	22.01	11.04	0:07:20	362.58	36.26	7.22	0:14:20	309.75	77.44	2.97	0:21:20	156.83	156.83	1.66	0:28:20	158.39	158.39	1.65
0:00:25	265.50	18.96	12.58	0:07:25	370.63	30.89	7.62	0:14:25	293.12	73.28	3.57	0:21:25	153.91	153.91	1.70	0:28:25	145.97	145.97	1.79
0:00:30	286.21	15.90	13.29	0:07:30	374.82	28.83	8.99	0:14:30	270.44	67.61	3.87	0:21:30	151.58	151.58	1.72	0:28:30	158.76	158.76	1.64
0:00:35	368.70	18.44	13.94	0:07:35	374.98	28.84	9.08	0:14:35	274.27	68.57	3.81	0:21:35	137.15	137.15	1.90	0:28:35	168.17	168.17	1.55
0:00:40	371.14	17.67	14.39	0:07:40	374.70	28.82	9.08	0:14:40	311.68	62.34	3.48	0:21:40	143.11	143.11	1.82	0:28:40	164.92	164.92	1.58
0:00:45	374.53	17.83	14.69	0:07:45	375.16	28.86	9.08	0:14:45	370.62	74.12	3.53	0:21:45	152.00	152.00	1.72	0:28:45	160.02	160.02	1.63
0:00:50	374.50	17.83	14.69	0:07:50	375.09	28.85	9.08	0:14:50	367.89	61.32	4.10	0:21:50	191.20	95.60	1.71	0:28:50	166.43	166.43	1.57
0:00:55	374.49	17.02	15.16	0:07:55	374.93	26.78	9.55	0:14:55	372.64	62.11	4.21	0:21:55	272.30	136.15	1.92	0:28:55	150.15	150.15	1.74
0:01:00	375.14	16.31	15.88	0:08:00	375.20	26.80	9.77	0:15:00	368.81	61.47	4.26	0:22:00	250.62	125.31	2.08	0:29:00	153.43	153.43	1.70
0:01:05	375.07	15.00	17.36	0:08:05	374.95	26.78	9.78	0:15:05	368.31	52.62	4.51	0:22:05	281.65	93.88	2.16	0:29:05	148.57	148.57	1.76
0:01:10	375.20	14.43	17.50	0:08:10	375.29	26.81	9.77	0:15:10	374.64	53.52	4.89	0:22:10	332.31	110.77	2.36	0:29:10	165.00	165.00	1.58
0:01:15	374.98	13.39	18.78	0:08:15	375.41	25.03	9.80	0:15:15	374.12	53.45	4.90	0:22:15	343.66	114.55	2.28	0:29:15	167.81	167.81	1.55
0:01:20	375.14	12.94	19.58	0:08:20	375.10	25.01	10.47	0:15:20	374.05	53.44	4.90	0:22:20	344.05	114.68	2.28	0:29:20	168.07	168.07	1.55
0:01:25	375.16	12.51	20.91	0:08:25	375.33	25.02	10.47	0:15:25	374.54	53.51	4.89	0:22:25	340.47	113.49	2.30	0:29:25	147.59	147.59	1.77
0:01:30	375.26	12.51	20.95	0:08:30	375.01	25.00	10.48	0:15:30	374.17	53.45	4.90	0:22:30	345.10	115.03	2.27	0:29:30	161.22	161.22	1.62
0:01:35	375.01	12.50	20.95	0:08:35	374.74	24.98	10.48	0:15:35	374.29	53.47	4.89	0:22:35	342.51	114.17	2.29	0:29:35	148.64	148.64	1.76
0:01:40	375.18	12.51	20.96	0:08:40	375.13	25.01	10.47	0:15:40	374.26	53.47	4.90	0:22:40	339.22	113.07	2.31	0:29:40	154.85	154.85	1.68
0:01:45	375.12	12.50	20.95	0:08:45	375.29	25.02	10.47	0:15:45	374.15	53.45	4.90	0:22:45	332.49	110.83	2.36	0:29:45	154.34	154.34	1.69
0:01:50	374.65	12.49	20.97	0:08:50	374.99	25.00	10.48	0:15:50	373.66	53.38	4.90	0:22:50	336.29	112.10	2.33	0:29:50	145.06	145.06	1.80
0:01:55	375.40	12.51	20.97	0:08:55	375.23	25.02	10.47	0:15:55	373.33	53.33	4.91	0:22:55	341.01	113.67	2.30	0:29:55	169.25	169.25	1.54
0:02:00	375.24	12.51	20.94	0:09:00	375.31	25.02	10.47	0:16:00	374.12	53.45	4.90	0:23:00	333.04	111.01	2.35	0:30:00	151.62	151.62	1.72
0:02:05	374.54	12.48	20.99	0:09:05	374.93	25.00	10.48	0:16:05	375.07	53.58	4.88	0:23:05	346.85	115.62	2.26	0:30:05	157.43	157.43	1.66
0:02:10	374.97	12.50	20.96	0:09:10	375.01	25.00	10.48	0:16:10	374.23	53.46	4.90	0:23:10	331.94	110.65	2.36	0:30:10	154.31	154.31	1.69
0:02:15	375.05	12.50	20.96	0:09:15	375.19	25.01	10.47	0:16:15	374.12	53.45	4.90	0:23:15	340.63	113.54	2.30	0:30:15	150.42	150.42	1.73
0:02:20	375.38	12.51	20.95	0:09:20	375.34	25.02	10.47	0:16:20	374.32	53.47	4.89	0:23:20	342.61	114.20	2.29	0:30:20	162.69	162.69	1.60
0:02:25	374.78	12.49	20.98	0:09:25	375.24	25.02	10.47	0:16:25	374.13	53.45	4.89	0:23:25	347.48	115.83	2.26	0:30:25	153.45	153.45	1.70
0:02:30	375.58	12.52	20.93	0:09:30	374.81	24.99	10.48	0:16:30	374.22	53.46	4.90	0:23:30	343.00	114.33	2.28	0:30:30	144.58	144.58	1.80
0:02:35	374.75	12.49	20.98	0:09:35	374.93	25.00	10.48	0:16:35	374.30	53.47	4.89	0:23:35	340.18	113.39	2.30	0:30:35	166.37	166.37	1.57
0:02:40	374.82	12.49	20.97	0:09:40	374.86	24.99	10.48	0:16:40	373.71	53.39	4.90	0:23:40	344.55	114.85	2.27	0:30:40	170.62	170.62	1.53
0:02:45	374.84	12.49	20.96	0:09:45	375.07	25.00	10.48	0:16:45	374.30	53.47	4.89	0:23:45	332.63	110.88	2.36	0:30:45	148.52	148.52	1.76
0:02:50	374.96	12.50	20.97	0:09:50	375.14	25.01	10.47	0:16:50	374.14	53.45	4.90	0:23:50	337.27	112.42	2.32	0:30:50	153.35	153.35	1.70
0:02:55	375.18	12.51	20.95	0:09:55	374.65	24.98	10.49	0:16:55	374.29	53.47	4.89	0:23:55	335.08	111.69	2.34	0:30:55	149.99	149.99	1.74

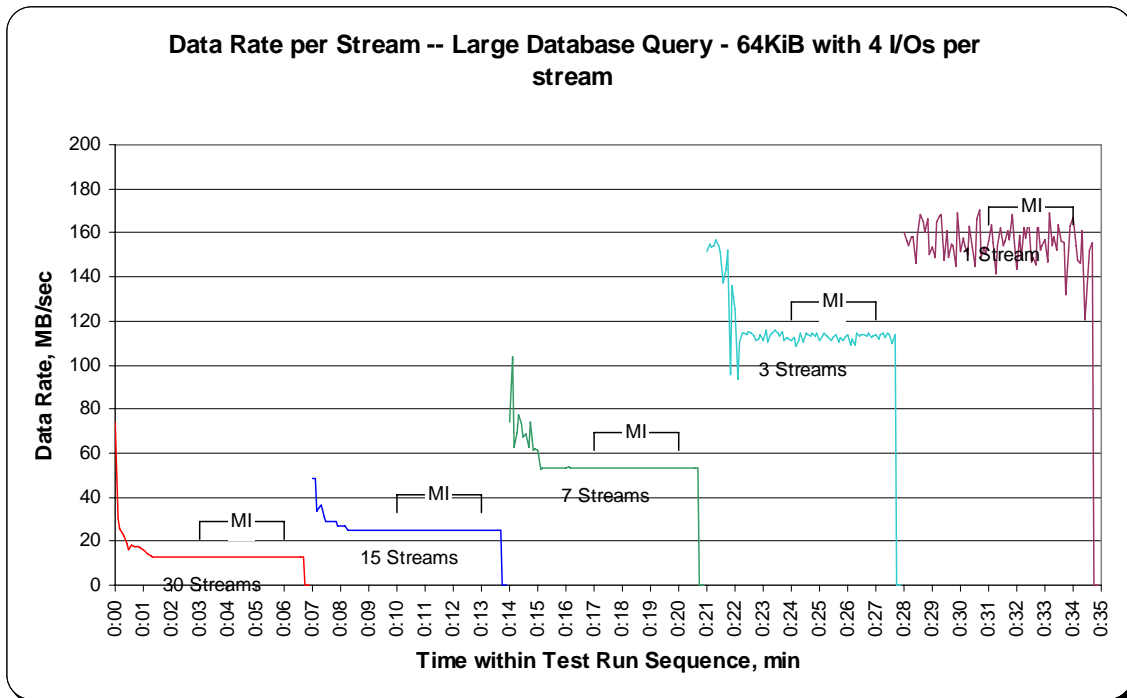
SPC-2 “Large Database Query/64 KiB Transfer Size/4 Outstanding I/Os” Average Data Rate Graph – Complete Test Run



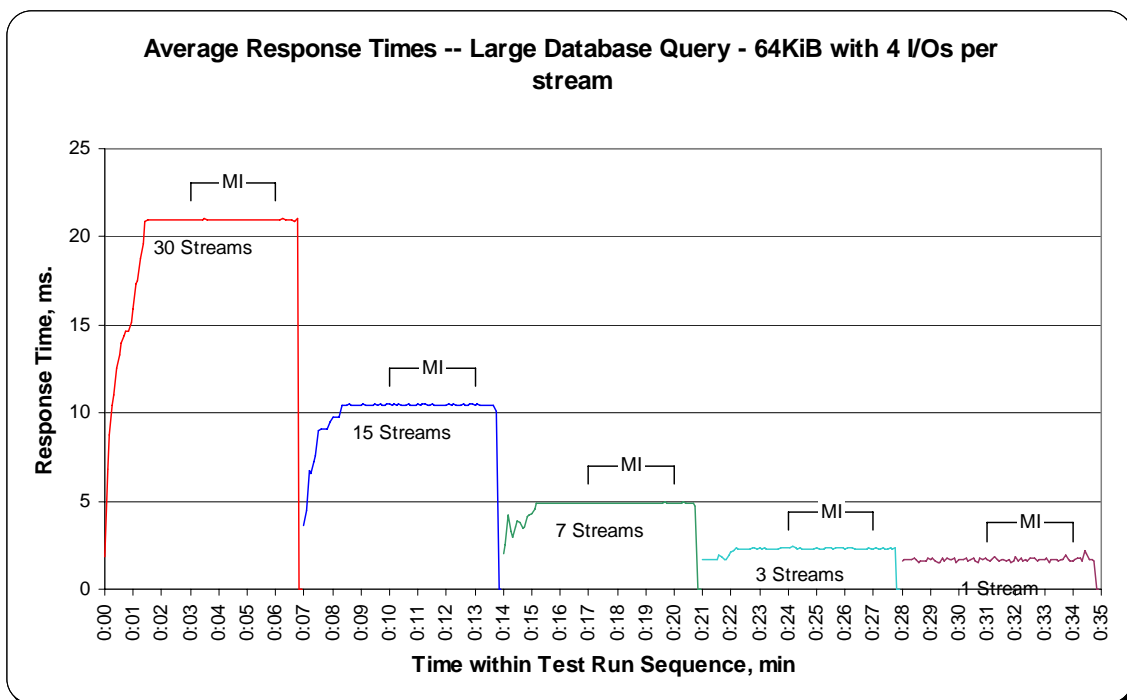
SPC-2 “Large Database Query/64 KiB Transfer Size/4 Outstanding I/Os” Average Data Rate Graph – Measurement Interval (MI) Only



SPC-2 “Large Database Query/64 KiB Transfer Size/4 Outstanding I/Os” Average Data Rate per Stream Graph



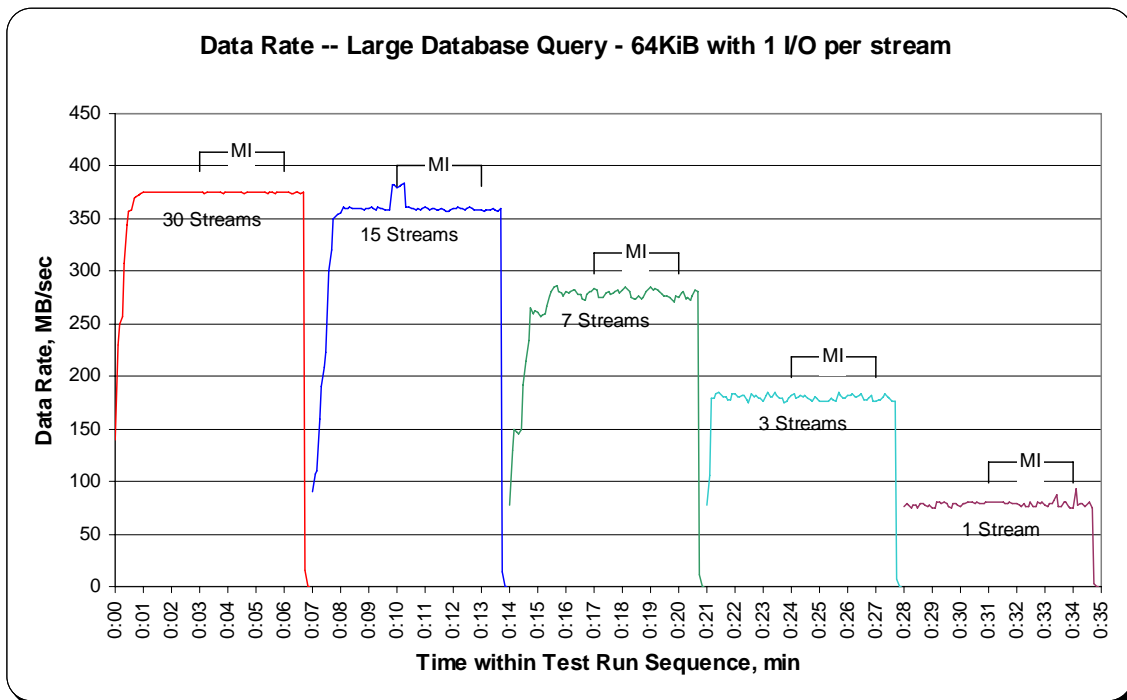
SPC-2 “Large Database Query/64 KiB Transfer Size/4 Outstanding I/Os” Average Response Time Graph



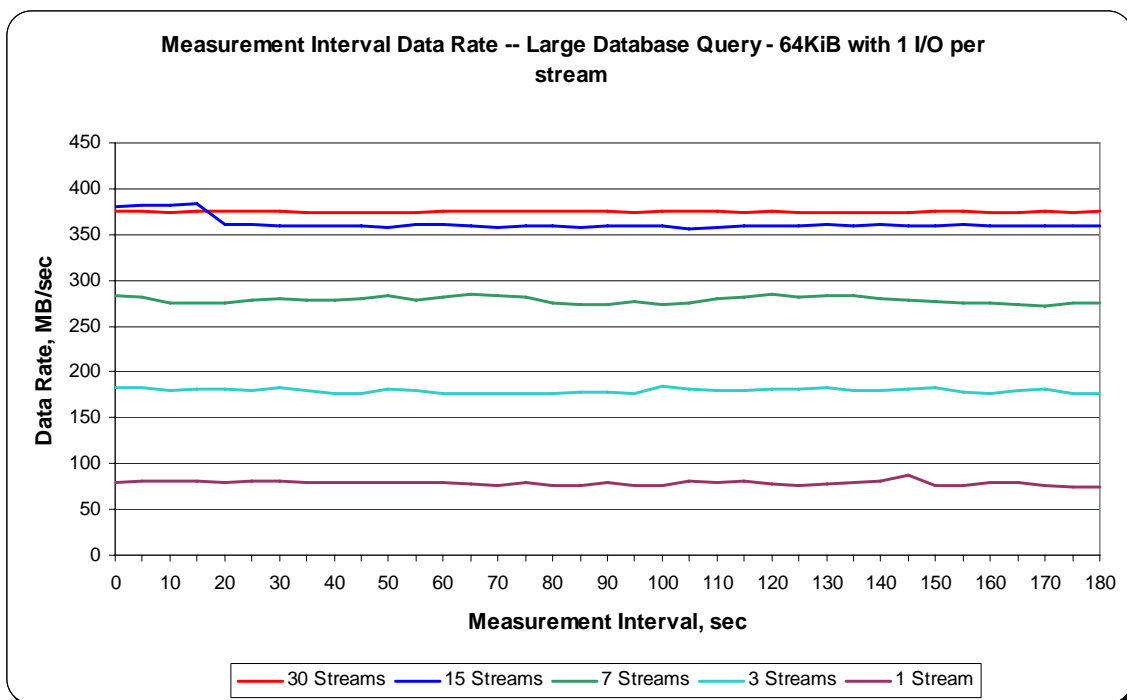
SPC-2 “Large Database Query/64 KiB Transfer Size/1 Outstanding I/O” Test Run Data – Ramp-Up Period

TR16 Test Run Sequence Time	30 Streams Data Rate			TR17 Test Run Sequence Time	15 Streams Data Rate			TR18 Test Run Sequence Time	7 Streams Data Rate			TR19 Test Run Sequence Time	3 Streams Data Rate			TR20 Test Run Sequence Time	1 Stream Data Rate		
	Data Rate, MB/sec	/ Stream, MB/sec	Response Time, ms		Data Rate, MB/sec	/ Stream, MB/sec	Response Time, ms		Data Rate, MB/sec	/ Stream, MB/sec	Response Time, ms		Data Rate, MB/sec	/ Stream, MB/sec	Response Time, ms		Data Rate, MB/sec	/ Stream, MB/sec	Response Time, ms
0:00:00	139.25	19.89	1.77	0:07:00	89.61	44.81	1.08	0:14:00	77.95	38.98	0.91	0:21:00	77.75	35.18	0.81	0:28:00	76.44	76.44	0.82
0:00:05	230.18	19.18	2.87	0:07:05	107.08	53.54	1.22	0:14:05	130.04	43.35	1.17	0:21:05	105.54	35.18	0.93	0:28:05	78.83	78.83	0.83
0:00:10	249.54	19.20	3.27	0:07:10	109.64	54.82	1.19	0:14:10	149.57	49.86	1.31	0:21:10	178.78	59.59	1.10	0:28:10	78.24	78.24	0.83
0:00:15	257.41	17.16	3.49	0:07:15	159.03	31.81	1.46	0:14:15	146.53	48.84	1.34	0:21:15	178.91	59.64	1.10	0:28:15	75.37	75.37	0.87
0:00:20	306.82	18.05	3.43	0:07:20	189.86	37.97	1.72	0:14:20	145.19	48.40	1.35	0:21:20	182.82	60.94	1.07	0:28:20	77.90	77.90	0.84
0:00:25	344.73	19.15	3.34	0:07:25	208.94	29.85	1.97	0:14:25	150.11	50.04	1.31	0:21:25	185.38	61.79	1.06	0:28:25	77.40	77.40	0.84
0:00:30	357.34	18.81	3.44	0:07:30	222.91	24.77	2.17	0:14:30	191.84	47.96	1.29	0:21:30	182.79	60.93	1.07	0:28:30	75.28	75.28	0.87
0:00:35	357.80	17.04	3.57	0:07:35	300.06	30.01	2.16	0:14:35	214.56	42.91	1.32	0:21:35	181.10	60.37	1.08	0:28:35	79.32	79.32	0.82
0:00:40	370.09	16.09	3.94	0:07:40	319.67	24.59	2.23	0:14:40	233.62	46.72	1.40	0:21:40	179.87	59.96	1.09	0:28:40	79.65	79.65	0.82
0:00:45	371.45	16.15	4.05	0:07:45	349.74	26.90	2.43	0:14:45	264.81	44.13	1.48	0:21:45	177.82	59.27	1.10	0:28:45	77.85	77.85	0.84
0:00:50	372.09	14.31	4.17	0:07:50	352.11	25.15	2.46	0:14:50	259.05	43.18	1.51	0:21:50	178.14	59.38	1.10	0:28:50	75.60	75.60	0.86
0:00:55	374.29	13.37	4.59	0:07:55	354.72	25.34	2.58	0:14:55	261.96	43.66	1.50	0:21:55	183.58	61.19	1.07	0:28:55	78.02	78.02	0.84
0:01:00	375.23	12.94	5.02	0:08:00	355.97	23.73	2.58	0:15:00	260.62	43.44	1.51	0:22:00	183.49	61.16	1.07	0:29:00	74.47	74.47	0.88
0:01:05	374.61	12.49	5.19	0:08:05	360.93	24.06	2.72	0:15:05	256.39	42.73	1.53	0:22:05	180.19	60.06	1.09	0:29:05	74.86	74.86	0.87
0:01:10	374.93	12.50	5.24	0:08:10	360.12	24.01	2.73	0:15:10	257.68	42.95	1.52	0:22:10	180.21	60.07	1.09	0:29:10	79.99	79.99	0.82
0:01:15	374.91	12.50	5.24	0:08:15	359.72	23.98	2.73	0:15:15	259.63	43.27	1.51	0:22:15	182.50	60.83	1.07	0:29:15	79.88	79.88	0.82
0:01:20	374.71	12.49	5.24	0:08:20	361.18	24.08	2.72	0:15:20	266.25	38.04	1.60	0:22:20	182.01	60.67	1.08	0:29:20	79.17	79.17	0.83
0:01:25	375.05	12.50	5.24	0:08:25	359.25	23.95	2.73	0:15:25	277.12	39.59	1.65	0:22:25	177.37	59.12	1.11	0:29:25	80.15	80.15	0.82
0:01:30	375.17	12.51	5.24	0:08:30	359.92	23.99	2.73	0:15:30	280.75	40.11	1.63	0:22:30	175.57	58.52	1.12	0:29:30	78.54	78.54	0.83
0:01:35	375.12	12.50	5.24	0:08:35	360.13	24.01	2.72	0:15:35	285.20	40.74	1.61	0:22:35	183.39	61.13	1.07	0:29:35	76.60	76.60	0.85
0:01:40	374.99	12.50	5.24	0:08:40	359.75	23.98	2.73	0:15:40	287.04	41.01	1.59	0:22:40	181.08	60.36	1.08	0:29:40	74.60	74.60	0.88
0:01:45	375.18	12.51	5.23	0:08:45	359.60	23.97	2.73	0:15:45	280.86	40.12	1.63	0:22:45	181.50	60.50	1.08	0:29:45	79.27	79.27	0.82
0:01:50	375.16	12.51	5.24	0:08:50	358.89	23.93	2.73	0:15:50	279.54	39.93	1.64	0:22:50	179.57	59.86	1.09	0:29:50	79.08	79.08	0.83
0:01:55	374.88	12.50	5.24	0:08:55	359.08	23.94	2.73	0:15:55	276.56	39.51	1.66	0:22:55	179.20	59.73	1.09	0:29:55	77.80	77.80	0.84
0:02:00	374.76	12.49	5.24	0:09:00	359.04	23.94	2.73	0:16:00	280.79	40.11	1.63	0:23:00	175.95	58.65	1.11	0:30:00	75.75	75.75	0.86
0:02:05	374.81	12.49	5.24	0:09:05	360.48	24.03	2.72	0:16:05	279.17	39.88	1.64	0:23:05	181.93	60.64	1.08	0:30:05	78.33	78.33	0.83
0:02:10	374.93	12.50	5.24	0:09:10	359.20	23.95	2.73	0:16:10	280.52	40.07	1.63	0:23:10	184.11	61.37	1.06	0:30:10	79.17	79.17	0.82
0:02:15	374.97	12.50	5.24	0:09:15	358.61	23.91	2.74	0:16:15	282.09	40.30	1.62	0:23:15	180.90	60.30	1.08	0:30:15	79.96	79.96	0.82
0:02:20	375.03	12.50	5.24	0:09:20	360.66	24.04	2.72	0:16:20	281.92	40.27	1.62	0:23:20	180.59	60.20	1.09	0:30:20	80.30	80.30	0.81
0:02:25	374.82	12.49	5.24	0:09:25	360.04	24.00	2.73	0:16:25	278.42	39.77	1.64	0:23:25	185.41	61.80	1.06	0:30:25	80.15	80.15	0.81
0:02:30	375.02	12.50	5.24	0:09:30	359.44	23.96	2.73	0:16:30	277.33	39.62	1.65	0:23:30	181.61	60.54	1.08	0:30:30	79.25	79.25	0.82
0:02:35	374.98	12.50	5.24	0:09:35	357.63	23.84	2.74	0:16:35	274.21	39.17	1.67	0:23:35	179.60	59.87	1.09	0:30:35	80.01	80.01	0.82
0:02:40	375.18	12.51	5.23	0:09:40	358.39	23.89	2.74	0:16:40	271.95	38.85	1.68	0:23:40	179.29	59.76	1.09	0:30:40	79.58	79.58	0.82
0:02:45	374.97	12.50	5.24	0:09:45	358.26	23.88	2.74	0:16:45	277.46	39.64	1.65	0:23:45	174.95	58.32	1.12	0:30:45	79.21	79.21	0.82
0:02:50	374.72	12.49	5.24	0:09:50	382.29	25.49	2.74	0:16:50	280.87	40.12	1.63	0:23:50	176.15	58.72	1.11	0:30:50	79.17	79.17	0.83
0:02:55	374.64	12.49	5.24	0:09:55	382.35	25.49	2.74	0:16:55	281.12	40.16	1.63	0:23:55	178.72	59.57	1.10	0:30:55	80.63	80.63	0.81

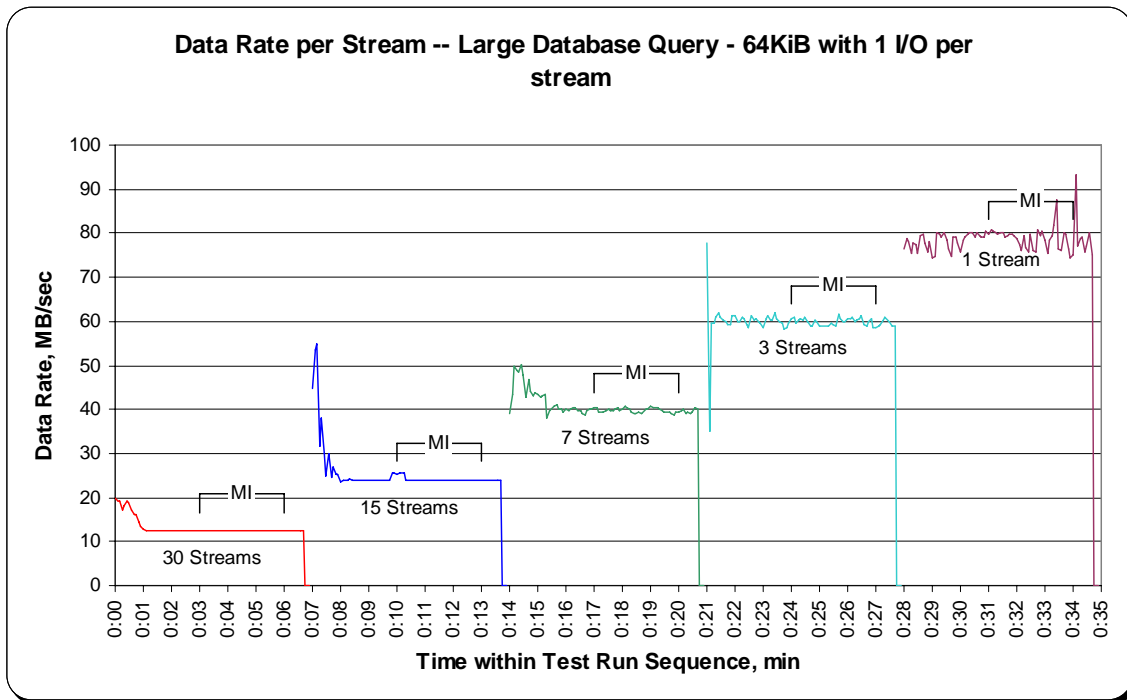
SPC-2 “Large Database Query/64 KiB Transfer Size/1 Outstanding I/O” Average Data Rate Graph – Complete Test Run



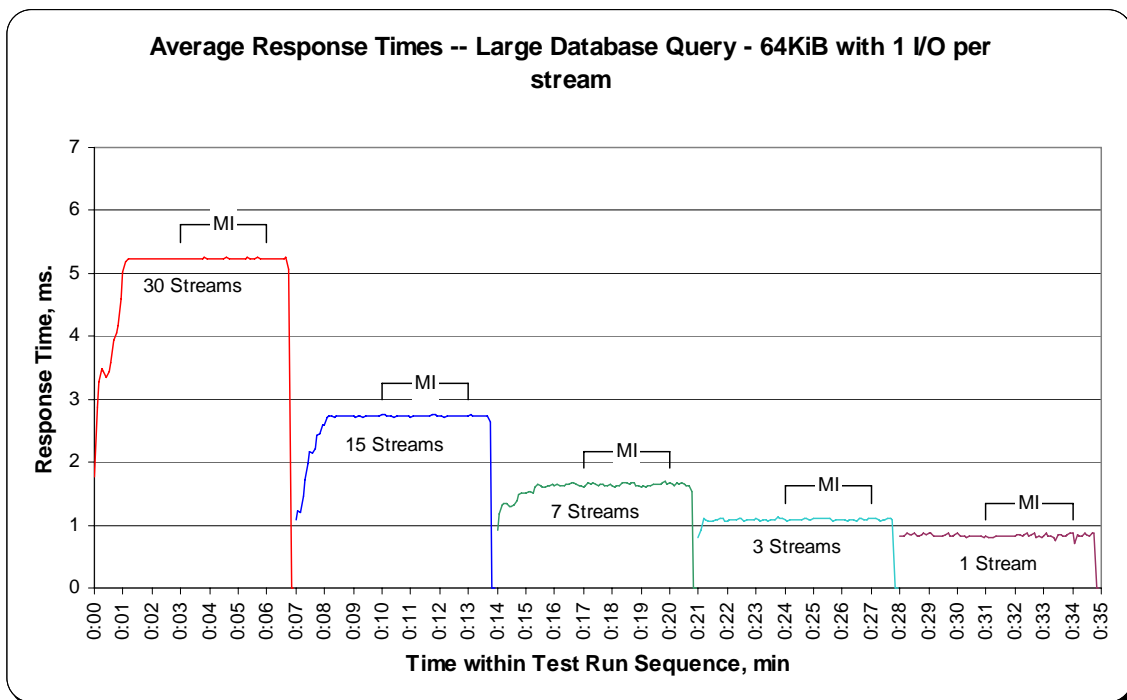
SPC-2 “Large Database Query/64 KiB Transfer Size/1 Outstanding I/O” Average Data Rate Graph – Measurement Interval (MI) Only



SPC-2 “Large Database Query/64 KiB Transfer Size/1 Outstanding I/O” Average Data Rate per Stream Graph



SPC-2 “Large Database Query/64 KiB Transfer Size/1 Outstanding I/O” Average Response Time Graph



Video on Demand Delivery Test

Clause 6.4.4.1

The Video on Demand Delivery Test represents the I/O operations required to enable individualized video entertainment for a community of subscribers, which draw from a digital film library.

Clause 6.4.2.2

The Video on Demand Delivery Test consists of one (1) Test Run.

The BC shall not be restarted or manually disturbed, altered, or adjusted during the execution of the Video on Demand Delivery Test. If power is lost to the BC during this Test all results shall be rendered invalid and the Test re-run in its entirety.

Clause 10.6.8.3

The Full Disclosure Report will contain the following content for the Video on Demand Delivery Test:

- 1. A listing of the SPC-2 Workload Generator commands and parameters used to execute the Test Run in the Video on Demand Delivery Test.*
- 2. The human readable SPC-2 Test Results File for the Test Run in the Video on Demand Delivery Test.*
- 3. A table that contains the following information for the Test Run in the Video on Demand Delivery Test:*
 - The number Streams specified.*
 - The Ramp-Up duration in seconds.*
 - The Measurement Interval duration in seconds.*
 - The average data rate, in MB per second, for the Measurement Interval.*
 - The average data rate, in MB per second, per Stream for the Measurement Interval.*
- 4. A table that contains the following information for the single Video on Demand Delivery Test Run:*
 - The number Streams specified.*
 - The average data rate, average data rate per stream, average Response Time, and Maximum Response Time reported at 60 second intervals.*
- 5. Average Data Rate (intervals), Average Data Rate per Stream (intervals), and Average Response Time (intervals) graphs for the single Video on Demand Delivery Test Run as specified in Clauses 10.1.4-2-10.1.6.*
- 6. A Maximum Response Time (intervals) graph, which will utilize the format defined in Clause 10.1.6, substituting maximum Response Time data for average Response Time data.*

SPC-2 Workload Generator Commands and Parameters

The SPC-2 Workload Generator commands and parameters for the Video on Demand Delivery Test Run are documented in “Appendix E: SPC-2 Workload Generator Execution Commands and Parameters” on Page 97.

SPC-2 Test Results File

A link to the SPC-2 Test Results file generated from the Video on Demand Delivery Test Run is listed below.

[SPC-2 Video on Demand Delivery Test Results File](#)

SPC-2 Video on Demand Delivery Test Run Data

The number of Streams specified, Ramp-Up duration in seconds, Measurement Interval duration in seconds, average Data Rate for the Measurement Interval, and average Data Rate per Stream for the Measurement Interval are listed in the following table.

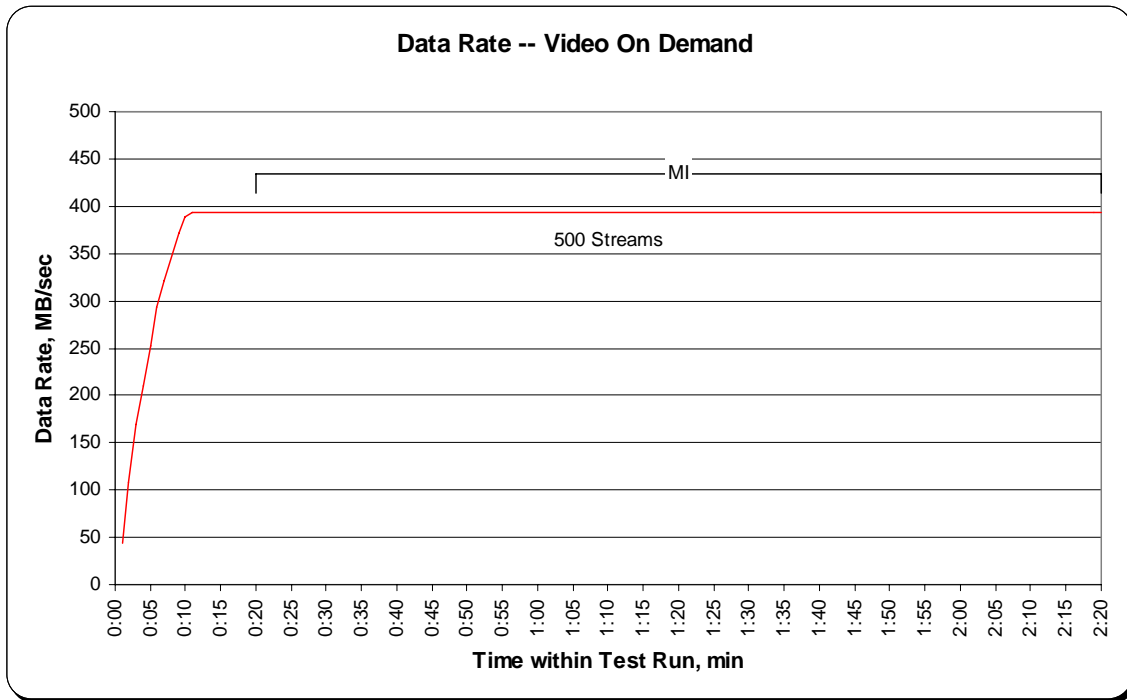
Time	DR	DR/S	RT	MRT
0:20:00	413.83	0.83	30.97	73.04
0:20:00	434.45	0.87	32.44	76.52
1:20:00	434.45	0.87	32.44	76.52
2:20:00	434.45	0.87	32.44	76.52
2:20:00	413.83	0.83	30.97	73.04
RU length:	0:20:00		156	
MI length:	2:00:00	36	156	
Average:	393.22	0.79	29.49	69.56

Video on Demand Delivery Test – TEST RUN DATA BY INTERVAL

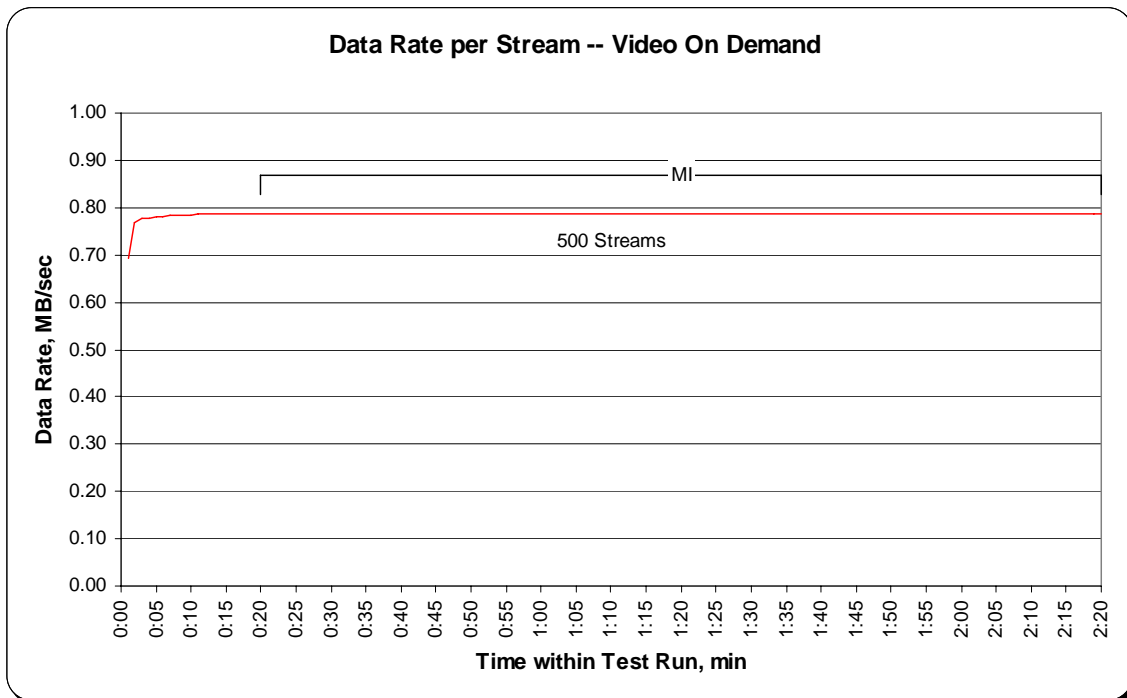
The SPC-2 Video on Demand Delivery Test Run data is contained in the table that appears on the next page. That table is followed by graphs illustrating the average Data Rate and average Data Rate per Stream produced by the same Test Runs. The table and graphs present the data at sixty second intervals.

500 Streams					500 Streams					500 Streams				
TR1 Test Run Sequence Time	Data Rate, MB/sec	Data Rate / Stream, MB/sec	Response Time, ms	Maximum Response Time, ms	TR1 Test Run Sequence Time	Data Rate, MB/sec	Data Rate / Stream, MB/sec	Response Time, ms	Maximum Response Time, ms	TR1 Test Run Sequence Time	Data Rate, MB/sec	Data Rate / Stream, MB/sec	Response Time, ms	Maximum Response Time, ms
0:01:00	44.02	0.69	3.56	19.78	0:51:00	393.22	0.79	29.70	64.11	1:41:00	393.21	0.79	29.38	72.35
0:02:00	108.68	0.77	4.74	21.29	0:52:00	393.22	0.79	29.77	65.67	1:42:00	393.21	0.79	29.66	77.95
0:03:00	168.91	0.78	6.20	23.62	0:53:00	393.19	0.79	29.84	63.83	1:43:00	393.22	0.79	29.61	69.16
0:04:00	210.67	0.78	7.27	27.46	0:54:00	393.20	0.79	29.65	63.69	1:44:00	393.20	0.79	29.44	63.96
0:05:00	252.39	0.78	8.25	30.04	0:55:00	393.23	0.79	29.62	65.12	1:45:00	393.22	0.79	29.25	69.75
0:06:00	293.16	0.78	9.74	36.87	0:56:00	393.20	0.79	29.52	63.76	1:46:00	393.24	0.79	29.18	68.06
0:07:00	321.79	0.78	11.31	37.30	0:57:00	393.23	0.79	29.56	64.32	1:47:00	393.21	0.79	29.10	76.59
0:08:00	345.80	0.78	13.16	40.40	0:58:00	393.20	0.79	29.49	64.13	1:48:00	393.19	0.79	29.39	78.60
0:09:00	371.80	0.78	18.67	52.55	0:59:00	393.19	0.79	29.58	64.00	1:49:00	393.20	0.79	29.36	75.87
0:10:00	388.19	0.79	26.13	63.92	1:00:00	393.23	0.79	29.78	66.54	1:50:00	393.19	0.79	29.41	65.50
0:11:00	393.21	0.79	29.31	65.72	1:01:00	393.21	0.79	29.53	74.29	1:51:00	393.28	0.79	29.24	65.14
0:12:00	393.20	0.79	29.23	65.69	1:02:00	393.21	0.79	29.85	78.97	1:52:00	393.22	0.79	29.26	65.59
0:13:00	393.20	0.79	29.34	66.56	1:03:00	393.22	0.79	30.11	74.55	1:53:00	393.27	0.79	23.27	56.49
0:14:00	393.21	0.79	29.32	65.48	1:04:00	393.20	0.79	29.75	69.63	1:54:00	393.23	0.79	29.18	65.31
0:15:00	393.23	0.79	29.31	64.78	1:05:00	393.25	0.79	29.66	65.39	1:55:00	393.21	0.79	29.50	65.74
0:16:00	393.21	0.79	29.48	64.18	1:06:00	393.21	0.79	29.63	70.20	1:56:00	393.23	0.79	29.48	64.73
0:17:00	393.22	0.79	29.56	65.36	1:07:00	393.22	0.79	29.72	66.41	1:57:00	393.22	0.79	29.59	65.96
0:18:00	393.22	0.79	29.11	64.50	1:08:00	393.24	0.79	29.55	64.91	1:58:00	393.23	0.79	29.84	67.22
0:19:00	393.20	0.79	29.37	64.17	1:09:00	393.21	0.79	29.63	65.68	1:59:00	393.23	0.79	29.72	67.65
0:20:00	393.22	0.79	29.47	66.33	1:10:00	393.19	0.79	29.66	66.24	2:00:00	393.21	0.79	29.71	68.87
0:21:00	393.20	0.79	29.42	74.97	1:11:00	393.21	0.79	29.98	63.72	2:01:00	393.21	0.79	29.84	71.69
0:22:00	393.19	0.79	29.33	79.76	1:12:00	393.19	0.79	29.86	63.99	2:02:00	393.21	0.79	29.75	70.56
0:23:00	393.21	0.79	29.62	71.15	1:13:00	393.24	0.79	29.80	64.22	2:03:00	393.22	0.79	29.66	72.76
0:24:00	393.24	0.79	29.82	75.62	1:14:00	393.20	0.79	29.57	63.31	2:04:00	393.22	0.79	29.61	75.47
0:25:00	393.22	0.79	29.85	70.09	1:15:00	393.22	0.79	29.60	63.80	2:05:00	393.24	0.79	29.73	76.29
0:26:00	393.21	0.79	29.70	75.46	1:16:00	393.20	0.79	29.71	64.28	2:06:00	393.23	0.79	29.58	73.86
0:27:00	393.21	0.79	29.78	67.79	1:17:00	393.20	0.79	29.74	65.12	2:07:00	393.23	0.79	29.61	72.65
0:28:00	393.20	0.79	29.97	76.41	1:18:00	393.16	0.79	29.95	64.02	2:08:00	393.23	0.79	29.82	74.60
0:29:00	393.21	0.79	29.56	71.24	1:19:00	393.20	0.79	29.87	65.31	2:09:00	393.22	0.79	29.92	73.98
0:30:00	393.22	0.79	29.60	69.71	1:20:00	393.24	0.79	30.10	65.08	2:10:00	393.20	0.79	29.65	72.05
0:31:00	393.23	0.79	29.41	70.03	1:21:00	393.23	0.79	30.23	71.10	2:11:00	393.23	0.79	29.58	71.76
0:32:00	393.21	0.79	29.27	70.46	1:22:00	393.21	0.79	29.76	80.63	2:12:00	393.22	0.79	29.45	70.53
0:33:00	393.24	0.79	29.06	68.98	1:23:00	393.23	0.79	29.60	78.32	2:13:00	393.22	0.79	29.40	71.57
0:34:00	393.23	0.79	29.11	69.20	1:24:00	393.24	0.79	29.52	77.96	2:14:00	393.22	0.79	29.47	70.66
0:35:00	393.22	0.79	29.11	68.41	1:25:00	393.22	0.79	29.37	69.76	2:15:00	393.21	0.79	29.86	72.04
0:36:00	393.21	0.79	29.17	68.05	1:26:00	393.19	0.79	29.23	68.21	2:16:00	393.20	0.79	29.87	72.13
0:37:00	393.20	0.79	29.18	68.12	1:27:00	393.23	0.79	29.41	70.07	2:17:00	393.21	0.79	30.00	72.10
0:38:00	393.21	0.79	29.11	67.48	1:28:00	393.20	0.79	29.28	68.93	2:18:00	393.24	0.79	29.68	72.56
0:39:00	393.21	0.79	29.17	67.15	1:29:00	393.22	0.79	29.27	65.62	2:19:00	393.21	0.79	29.74	72.77
0:40:00	393.22	0.79	29.16	68.66	1:30:00	393.22	0.79	29.26	64.53	2:20:00	393.24	0.79	29.31	71.37
0:41:00	393.21	0.79	29.34	81.97	1:31:00	393.22	0.79	29.28	63.16					
0:42:00	393.19	0.79	29.46	81.00	1:32:00	393.22	0.79	29.21	63.87					
0:43:00	393.22	0.79	29.68	90.92	1:33:00	393.24	0.79	29.12	62.32					
0:44:00	393.22	0.79	29.66	84.25	1:34:00	393.24	0.79	29.09	62.59					
0:45:00	393.21	0.79	29.51	71.32	1:35:00	393.21	0.79	29.31	64.83					
0:46:00	393.19	0.79	29.27	75.65	1:36:00	393.19	0.79	29.25	62.96					
0:47:00	393.21	0.79	29.25	66.96	1:37:00	393.22	0.79	29.39	64.02					
0:48:00	393.24	0.79	29.25	69.62	1:38:00	393.24	0.79	29.48	69.84					
0:49:00	393.21	0.79	29.30	65.03	1:39:00	393.21	0.79	29.44	64.85					
0:50:00	393.19	0.79	29.54	71.03	1:40:00	393.23	0.79	29.57	70.13					

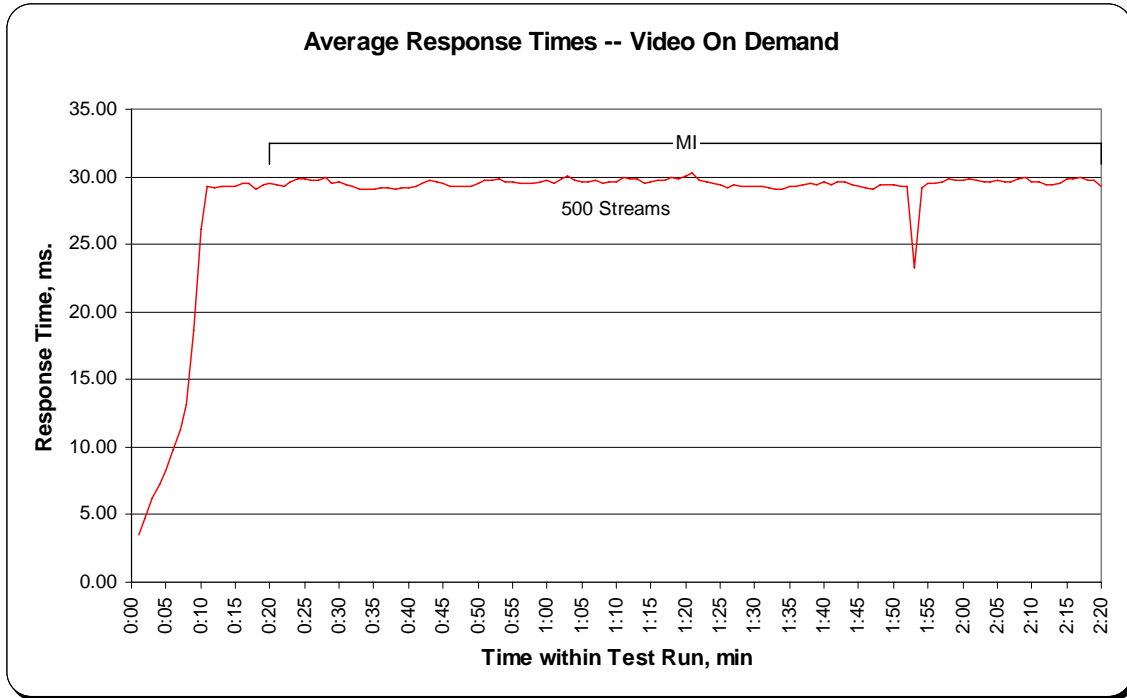
SPC-2 Video on Demand Delivery Average Data Rate Graph



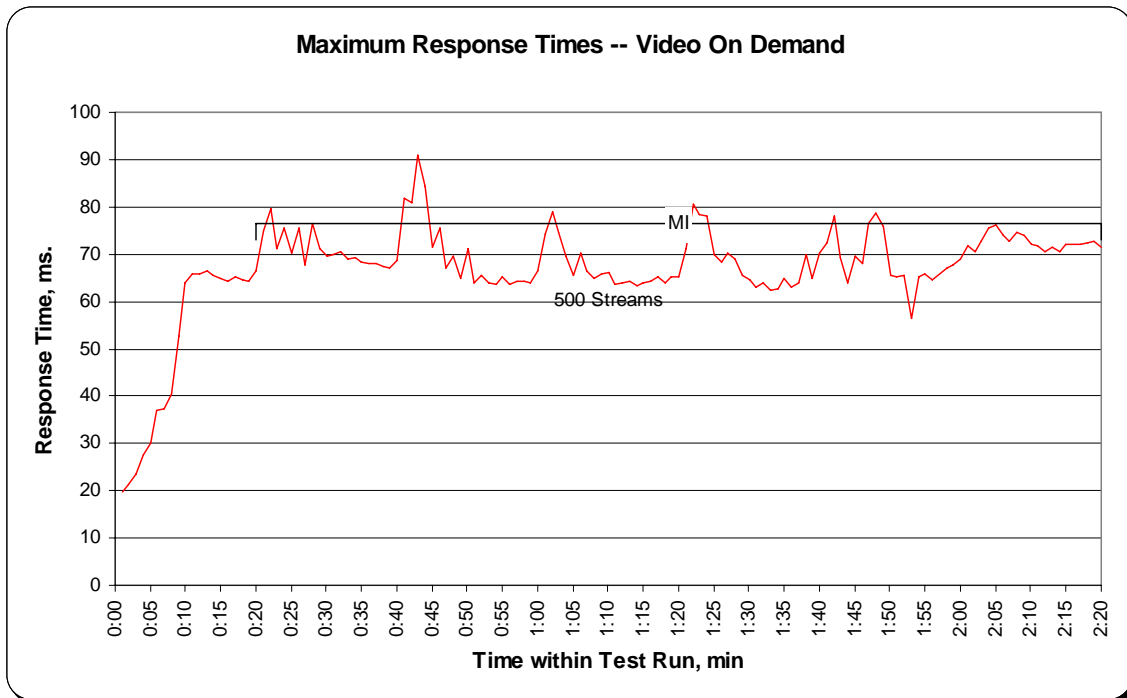
SPC-2 Video on Demand Delivery Average Data Rate per Stream Graph



SPC-2 Video on Demand Delivery Average Response Time Graph



SPC-2 Video on Demand Delivery Maximum Response Time Graph



Data Persistence Test

Clause 6

The Data Persistence Test demonstrates the Tested Storage Configuration (TSC):

- *Is capable of maintain data integrity across a power cycle.*
- *Ensures the transfer of data between Logical Volumes and host systems occurs without corruption or loss.*

The SPC-2 Workload Generator will write a specific pattern at randomly selected locations throughout the Total ASU Capacity (Persistence Test Run 1). The SPC-2 Workload Generator will retain the information necessary to later validate the pattern written at each location.

The Tested Storage Configuration will be shutdown and restarted using a power off/power on cycle at the end of the above sequence of write operations. In addition, any caches employing battery backup must be flushed/emptied.

Restart the TSC, and if the Host System(s) were shutdown and powered off, restart the Host System(s).

The SPC-2 Workload Generator will utilize the retained data from Persistence Test Run 1 to verify (Persistence Run 2) the bit patterns written in Persistence Test Run 1 and their corresponding location.

Clause 10.6.8.4

The Full Disclosure Report will contain the following content for the Data Persistence Test:

1. *A listing of the SPC-2 Workload Generator commands and parameters used to execute each of the Test Runs in the Persistence Test.*
2. *The human readable SPC-2 Test Results File for each of the Test Runs in the Data Persistence Test.*
3. *A table from the successful Persistence Test, which contains the results from the test.*

SPC-2 Workload Generator Commands and Parameters

The SPC-2 Workload Generator commands and parameters for the Persistence Test Runs are documented in “Appendix E: SPC-2 Workload Generator Execution Commands and Parameters” on Page 97.

Data Persistence Test Results File

A link to the test result file generated from each Data Persistence Test is listed below.

[Persistence 1 Test Results File](#)

[Persistence 2 Test Results File](#)

Data Persistence Test Results

Data Persistence Test Results	
Data Persistence Test Number: N	
Total Number of Logical Blocks Written	66,328
Total Number of Logical Blocks Re-referenced	4,055
Total Number of Logical Blocks Verified	66,328
Total Number of Logical Blocks that Failed Verification	0
Number of Failed I/O Requests in the process of the Test	0

PRICED STORAGE CONFIGURATION AVAILABILITY DATE

Clause 10.6.9

The committed delivery date for general availability (Availability Date) of all products that comprise the Priced Storage Configuration must be reported. When the Priced Storage Configuration includes products or components with different availability dates, the reported Availability Date must be the date at which all components are committed to be available. All availability dates, whether for individual components or for the Priced Storage Configuration as a whole, must be disclosed to a precision of one day.

*The FDR shall state: "The **Priced Storage Configuration**, as documented in this Full Disclosure Report will be available for shipment to customers on MMMM DD, YYYY." Where **Priced Storage Configuration** is the Priced Storage Configuration Name as described in Clause 10.6.5.3, #1 and MM is month, DD is the day, and YY is the year of the date that the Priced Storage Configuration, as documented, is available for shipment to customers as described above.*

The Sun StorEdge™ 3510 FC Array, as documented in this SPC-2 Full Disclosure Report is currently available available for customer purchase and shipment.

ANOMALIES OR IRREGULARITIES

Clause 10.6.11

The FDR shall include a clear and complete description of any anomalies or irregularities encountered in the course of executing the SPC-2 benchmark that may in any way call into question the accuracy, verifiability, or authenticity of information published in this FDR.

There were no anomalies or irregularities encountered during the SPC-2 Onsite Audit of the Sun StorEdge™ 3510 FC Array.

APPENDIX A: SPC-2 GLOSSARY

“Decimal” (*powers of ten*) Measurement Units

In the storage industry, the terms “kilo”, “mega”, “giga”, “tera”, “peta”, and “exa” are commonly used prefixes for computing performance and capacity. For the purposes of the SPC workload definitions, all of the following terms are defined in “powers of ten” measurement units.

- A kilobyte (KB) is equal to 1,000 (10^3) bytes.
- A megabyte (MB) is equal to 1,000,000 (10^6) bytes.
- A gigabyte (GB) is equal to 1,000,000,000 (10^9) bytes.
- A terabyte (TB) is equal to 1,000,000,000,000 (10^{12}) bytes.
- A petabyte (PB) is equal to 1,000,000,000,000,000 (10^{15}) bytes
- An exabyte (EB) is equal to 1,000,000,000,000,000,000 (10^{18}) bytes

“Binary” (*powers of two*) Measurement Units

The sizes reported by many operating system components use “powers of two” measurement units rather than “power of ten” units. The following standardized definitions and terms are also valid and may be used in this document.

- A kibibyte (KiB) is equal to 1,024 (2^{10}) bytes.
- A mebibyte (MiB) is equal to 1,048,576 (2^{20}) bytes.
- A gibibyte (GiB) is equal to 1,073,741,824 (2^{30}) bytes.
- A tebibyte (TiB) is equal to 1,099,511,627,776 (2^{40}) bytes.
- A pebibyte (PiB) is equal to 1,125,899,906,842,624 (2^{50}) bytes.
- An exbibyte (EiB) is equal to 1,152,921,504,606,846,967 (2^{60}) bytes.

SPC-2 Data Repository Definitions

Total ASU Capacity: The total storage capacity read and written in the course of executing the SPC-2 benchmark.

Application Storage Unit (ASU): The logical interface between the storage and SPC-2 Workload Generator. The ASU is implemented on one or more Logical Volume.

Logical Volume: The division of Addressable Storage Capacity into individually addressable logical units of storage used in the SPC-2 benchmark. Each Logical Volume is implemented as a single, contiguous address space.

Addressable Storage Capacity: The total storage (sum of Logical Volumes) that can be read and written by application programs such as the SPC-2 Workload Generator.

Configured Storage Capacity: This capacity includes the Addressable Storage Capacity and any other storage (parity disks, hot spares, etc.) necessary to implement the Addressable Storage Capacity.

Physical Storage Capacity: The formatted capacity of all storage devices physically present in the Tested Storage Configuration (TSC).

Data Protection Overhead: The storage capacity required to implement the selected level of data protection.

Required Storage: The amount of Configured Storage Capacity required to implement the Addressable Storage Configuration, excluding the storage required for the ASU.

Global Storage Overhead: The amount of Physical Storage Capacity that is required for storage subsystem use and unavailable for use by application programs.

Total Unused Storage: The sum of unused storage capacity within the Physical Storage Capacity, Configured Storage Capacity, and Addressable Storage Capacity.

SPC-2 Data Protection Levels

RAID5: User data is distributed across the disks in the array. Check data corresponding to user data is distributed across multiple disks in the form of bit-by-bit parity.

Mirroring: Two or more identical copies of user data are maintained on separate disks.

Other Protection Level: Any data protection other than **RAID5** or **Mirroring**.

Unprotected: There is no data protection provided.

SPC-2 Test Execution Definitions

Completed I/O Request: An I/O Request with a Start Time and a Completion Time (*see "I/O Completion Types" illustrated below*).

Completion Time: The time recorded by the Workload Generator when an I/O Request is completed by the Tested Storage Configuration (TSC) as signaled by System Software.

Data Rate: The data volume, in MB, transferred by all Measured I/O Requests in an SPC-2 Test Run divided by the length of the Test Run in seconds.

Failed I/O Request: Any I/O Request issued by the SPC-2 Workload Generator that meets one of the following conditions (*see "I/O Completion Types" illustrated below*):

- The I/O Request was signaled as failed by System Software.
- The I/O Request started within the Measurement Interval, but did not complete prior to the end of the appropriate Run-Out period..
- The I/O Request started within the Run-Out period, but did not complete prior to the end of the appropriate Ramp-Down period.

I/O Request Throughput: The total number of Measured I/O Requests in an SPC-2 Test Run divided by the duration of the Measurement Interval in seconds.

Measured I/O Request: A Completed I/O Request that begins (Start Time) within a Measurement Interval and completes (Completion Time) prior to the end of the appropriate Ramp Down (see “I/O Completion Types” illustrated below).

Measurement Interval: A specified, contiguous period of time, after the TSC has reached Steady State, when data is collected by the Workload Generator to produce the test results for a SPC-2 Test Run (see “SPC-2 Test Run Components” illustrated below, Test Run 1: T_2-T_3 and Test Run 2: T_7-T_8).

Outstanding I/O Requests: The Outstanding I/O Requests parameter specifies the maximum number of concurrent I/O Requests, associated with a give Stream, which have been issued but not yet completed. (Clause 3.4.4 of the SPC-2 Benchmark Specification).

Ramp-Down: A specified, contiguous period of time in which the TSC is required to complete I/O Requests started but not completed during the preceding Run-Out period. Ramp-Down begins at the end of the preceding Run-Out period (see “SPC-2 Test Run Components” illustrated below, Test Run 1: T_4-T_5 and Test Run 2: T_9-T_{10}). The Workload Generator will not submit any I/O Requests during the Ramp-Down.

Ramp-Up: A specified, contiguous period of time required for the Benchmark Configuration (BC) to produce Steady State throughput after the Workload Generator begins submitting I/O Requests to the TSC for execution. The Ramp-Up period ends at the beginning of the Measurement Interval (see “SPC-2 Test Run Components” illustrated below, Test Run 1: T_0-T_2 and Test Run 2: T_5-T_7).

Response Time: The Response Time of a Measured I/O Request is its Completion Time minus its Start Time.

Run-Out: A specified, contiguous period of time in which the TSC is required to complete I/O Requests started but not completed during the preceding Measurement Interval. The Run-Out period begins at the end of the preceding Measurement Interval and is a component of the Steady State period (see “SPC-2 Test Run Components” illustrated below, Test Run 1: T_3-T_4 and Test Run 2: T_9-T_{10}). The Workload Generator will continue to submit I/O Requests at the Test Run’s specified rate during the Run-Out period.

Start Time: The time recorded by the Workload Generator when an I/O Request is submitted, by the Workload Generator, to the System Software for execution on the TSC.

Steady State: The period during which the workload presented to the TSC by the SPC-2 Workload Generator is constant and the resulting TSC I/O Request Throughput is both consistent and sustainable. The Steady State period includes both the Measurement Interval and Run-Out periods (see “SPC-2 Test Run Components” illustrated below, Test Run 1: T_1-T_4 and Test Run 2: T_6-T_9).

Steady State is achieved only after caches in the TSC have filled and as a result the I/O Request Throughput of the TSC has stabilized.

Stream: A collection of Stream Segments that started within a Test Run.

Stream Segment: A sequentially organized pattern of I/O requests, which transfers a contiguous range of data.

Test: A collection of Test Phases and or Test Runs sharing a common objective.

Test Phase: A collection of one or more SPC-2 Test Runs sharing a common objective and intended to be run in a specific sequence.

Test Run: The execution of SPC-2 that produces specific SPC-2 test results. SPC-2 Test Runs have specified, measured Ramp-Up, Measurement Interval, Run-Out and Ramp-Down periods. "SPC-2 Test Run Components" (*see below*) illustrates the Ramp-Up, Steady State, Measurement Interval, Run-Out, and Ramp-Down components contained in two uninterrupted SPC-2 Test Runs (*Test Run 1: T_0-T_5 and Test Run 2: T_5-T_{10}*).

Test Run Sequence: A related sequence of Large File Processing (LFP) or Large Database Query (LDQ) Test Runs. Each Test Run Sequence will consist of five Test Runs, which vary the number of Streams as follows:

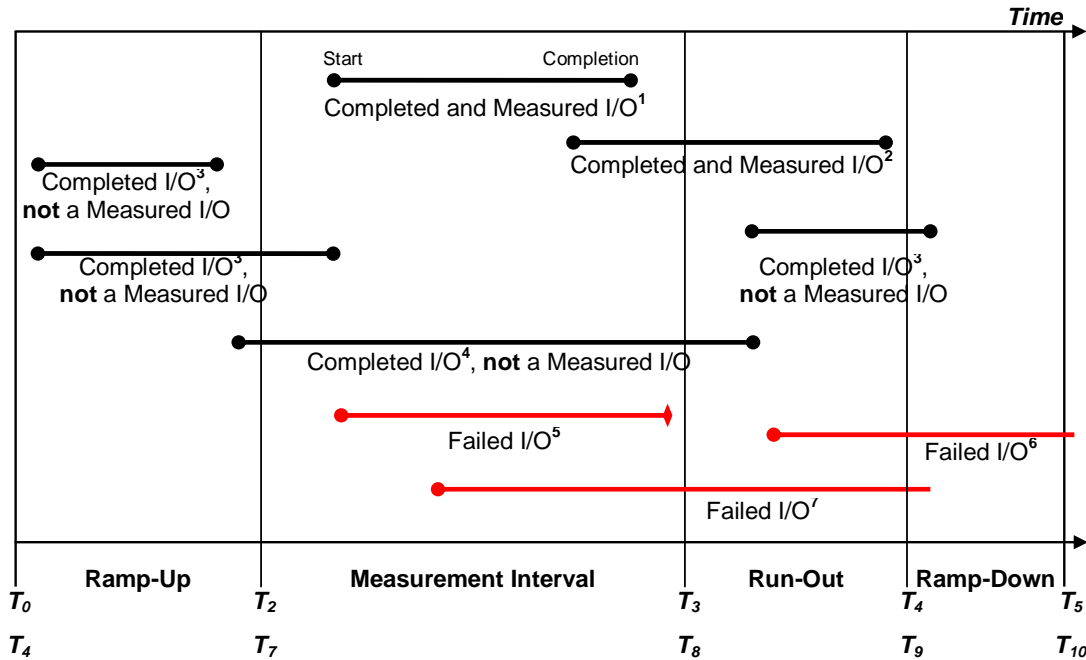
- Test Run 1: Maximum number of Streams, which is selected by the Test Sponsor
- Test Run 2: 50% of the maximum number of Streams used in Test Run 1.
- Test Run 3: 25% of the maximum number of Streams used in Test Run 1.
- Test Run 4: 12.5% of the maximum number of Streams used in Test Run 1.
- Test Run 5: 1 Stream.

Each of the five Test Runs in a Test Run Sequence will share the same attributes with the exception of the number of Streams. For example:

- Large File Processing, Read, 1024 KiB Transfer Size: Maximum Streams
- Large File Processing, Read, 1024 KiB Transfer Size: 50% of Maximum Streams
- Large File Processing, Read, 1024 KiB Transfer Size: 25% of Maximum Streams
- Large File Processing, Read, 1024 KiB Transfer Size: 12.5% of Maximum Streams
- Large File Processing, Read, 1024 KiB Transfer Size: 1 Stream

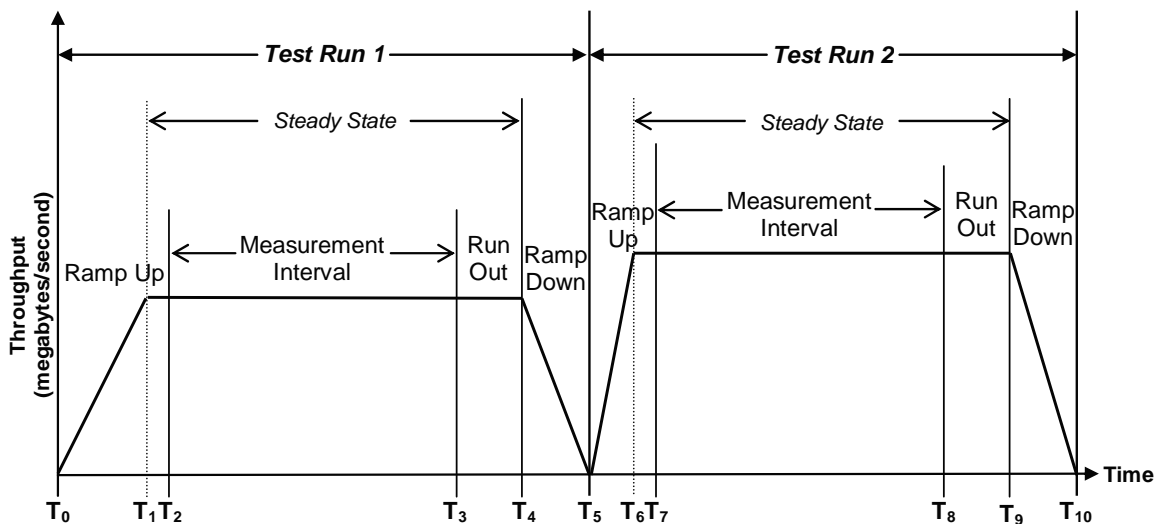
Transfer Size: The Transfer Size parameter specifies the number of bytes in KiB to transfer. (*Clause 3.4.7 of the SPC-2 Benchmark Specification*)

I/O Completion Types



- Completed and Measured I/O¹:** I/O started and completed within the Measurement Interval.
- Completed and Measured I/O²:** I/O started within the Measurement Interval and completed within Ramp Down.
- Completed I/O³:** I/O started before or after the Measurement Interval – not measured.
- Completed I/O⁴:** I/O started before and completed after the Measurement Interval – not measured.
- Failed I/O⁵:** Signaled as failed by System Software.
- Failed I/O⁶:** I/O did not complete prior to the end of Ramp-Down.
- Failed I/O⁷:** I/O did not complete prior to the end of Run-Out.

SPC-2 Test Run Components



APPENDIX B: CUSTOMER TUNABLE PARAMETERS AND OPTIONS

No customer tunable parameters or options were changed from their default values.

APPENDIX C: TESTED STORAGE CONFIGURATION (TSC) CREATION

The following script creates and configures the SPC-2 Tested Storage Configuration. The comments embedded in the script document the steps used.

```
// Logical configuration information from Storage Array SNW-6130.
// Saved on November 2, 2005
// Firmware package version for Storage Array SNW-6130 = 06.12.09.10
// NVSRAM package version for Storage Array SNW-6130 = N2882-612843-003

//on error stop;

// Uncomment the two lines below to delete the existing configuration.
//show "Deleting the existing configuration.";
//clear storageArray configuration;

// Storage Array global logical configuration script commands
show "Setting the Storage Array user label to SNW-6130.";
set storageArray userLabel="SNW-6130";

show "Setting the Storage Array media scan rate to disabled.";
set storageArray mediaScanRate=disabled;

// Uncomment the three lines below to remove default volume, if exists, script
command. NOTE: Default volume name is always = "" (blank).
//on error continue;
//show "Deleting the default volume created during the removal of the existing
configuration.";
//delete volume[""];
//on error stop;

// Copies the hot spare settings
// NOTE: These statements are wrapped in on-error continue and on-error stop
statements to
// account for minor differences in capacity from the drive of the Storage Array on
which the
// configuration was saved to that of the drives on which the configuration will be
copied.
show "Setting the Storage Array cache block size to 16.";
set storageArray cacheBlockSize=16;

show "Setting the Storage Array to begin cache flush at 80% full.";
set storageArray cacheFlushStart=80;

show "Setting the Storage Array to end cache flush at 80% full.";
set storageArray cacheFlushStop=80;

show "Creating RAID 1 Volume spc2-tr1-vol-1 on new Volume Group 1.";
// This command creates the Volume Group and the initial Volume on that group.
// NOTE: For Volume Groups that use all available capacity, the last Volume on this
group is
// created using all remaining capacity by omitting the capacity= volume creation
parameter.
create volume drives=(1,1 1,2 1,3 1,7 1,4 1,8 1,6 1,5) raidLevel=1 userLabel="spc2-
tr1-vol-1" owner=A segmentSize=512 capacity=257698037760 Bytes;
show "Setting additional attributes for Volume spc2-tr1-vol-1.";
// Configuration settings that can not be set during Volume creation.
set volume["spc2-tr1-vol-1"] cacheFlushModifier=10;
set volume["spc2-tr1-vol-1"] cacheWithoutBatteryEnabled=true;
```

```
set volume["spc2-tr1-vol-1"] mirrorEnabled=true;
set volume["spc2-tr1-vol-1"] readCacheEnabled=true;
set volume["spc2-tr1-vol-1"] writeCacheEnabled=true;
set volume["spc2-tr1-vol-1"] mediaScanEnabled=false;
set volume["spc2-tr1-vol-1"] redundancyCheckEnabled=false;
set volume["spc2-tr1-vol-1"] readAheadMultiplier=3;
set volume["spc2-tr1-vol-1"] modificationPriority=high;

show "Creating RAID 1 Volume spc2-tr1-vol-2 on new Volume Group 2.";
// This command creates the Volume Group and the initial Volume on that group.
// NOTE: For Volume Groups that use all available capacity, the last Volume on this
group is
// created using all remaining capacity by omitting the capacity= volume creation
parameter.
create volume drives=(1,9 1,10 1,11 1,12 1,14 1,13) raidLevel=1 userLabel="spc2-tr1-
vol-2" owner=B segmentSize=512 capacity=214748364800 Bytes;
show "Setting additional attributes for Volume spc2-tr1-vol-2.";
// Configuration settings that can not be set during Volume creation.
set volume["spc2-tr1-vol-2"] cacheFlushModifier=10;
set volume["spc2-tr1-vol-2"] cacheWithoutBatteryEnabled=true;
set volume["spc2-tr1-vol-2"] mirrorEnabled=true;
set volume["spc2-tr1-vol-2"] readCacheEnabled=true;
set volume["spc2-tr1-vol-2"] writeCacheEnabled=true;
set volume["spc2-tr1-vol-2"] mediaScanEnabled=false;
set volume["spc2-tr1-vol-2"] redundancyCheckEnabled=false;
set volume["spc2-tr1-vol-2"] readAheadMultiplier=3;
set volume["spc2-tr1-vol-2"] modificationPriority=high;
// Creating Host Topology
show "Creating Host Group sbm-v40c.";
create hostGroup userLabel="sbm-v40c";

show "Creating Host v40c on Host Group sbm-v40c.";
create host userLabel="v40c" hostGroup="sbm-v40c";

show "Creating Host Port v40c-1 on Host v40c with WWN 210000e08b1b50a9 and Host Type
Index 0.";
// This Host Type Index corresponds to Type Solaris_MPxIO
create hostPort host="v40c" userLabel="v40c-1" identifier="210000e08b1b50a9"
hostType=0;

show "Creating Host Port v40c-2 on Host v40c with WWN 210100e08b3b6b6c and Host Type
Index 0.";
// This Host Type Index corresponds to Type Solaris_MPxIO
create hostPort host="v40c" userLabel="v40c-2" identifier="210100e08b3b6b6c"
hostType=0;

show "Creating Host Port v40c-3 on Host v40c with WWN 210000e08b1b6b6c and Host Type
Index 0.";
// This Host Type Index corresponds to Type Solaris_MPxIO
create hostPort host="v40c" userLabel="v40c-3" identifier="210000e08b1b6b6c"
hostType=0;

show "Creating Host Port v40c-4 on Host v40c with WWN 210100e08b3b50a9 and Host Type
Index 0.";
// This Host Type Index corresponds to Type Solaris_MPxIO
create hostPort host="v40c" userLabel="v40c-4" identifier="210100e08b3b50a9"
hostType=0;

// Creating Volume-To-LUN Mappings
show "Creating Volume-to-LUN Mapping for Volume spc2-tr1-vol-1 to LUN 0 under Host
Group sbm-v40c.";
set volume ["spc2-tr1-vol-1"] logicalUnitNumber=0 hostGroup="sbm-v40c";
```

```
show "Creating Volume-to-LUN Mapping for Volume spc2-tr1-vol-2 to LUN 1 under Host  
Group sbm-v40c.";  
set volume ["spc2-tr1-vol-2"] logicalUnitNumber=1 hostGroup="sbm-v40c";
```

APPENDIX D: SPC-2 WORKLOAD GENERATOR STORAGE COMMANDS AND PARAMETERS

Large File Processing Test (“*spc2-lfp-SH.txt*”)

* Large File Processing Test (LFP)

```
host=localhost,jvms=1,maxstreams=100
sd=default,host=localhost,size=87g
sd=sd1,lun=/dev/rdisk/c2t600C0FF000000000046407A0AD83C00d0s2
sd=sd2,lun=/dev/rdisk/c2t600C0FF00000000000464033A1B77400d0s2
sd=sd3,lun=/dev/rdisk/c2t600C0FF00000000000464009CFF2BD00d0s2
sd=sd4,lun=/dev/rdisk/c2t600C0FF0000000000046402736C97A00d0s2
sd=sd5,lun=/dev/rdisk/c2t600C0FF0000000000046404DAB34C700d0s2
sd=sd6,lun=/dev/rdisk/c2t600C0FF000000000004640323E02B000d0s2
maxlatestart=1
reportinginterval=5
segmentlength=512m

rd=default,rampup=180,periods=90,measurement=180,runout=45,rampdown=15,buffers=1
```

* LFP, "write" Test Phase

```
* Test Run Sequence 1
rd=default,rdpct=0,xfersize=1024k
rd=TR1-s24_SPC-2-FP,streams=24
rd=TR2-s12_SPC-2-FP,streams=12
rd=TR3-s6_SPC-2-FP,streams=6
rd=TR4-s3_SPC-2-FP,streams=3
rd=TR5-s1_SPC-2-FP,streams=1
```

```
* Test Run Sequence 2
rd=default,xfersize=256k
rd=TR6-s24_SPC-2-FP,streams=24
rd=TR7-s12_SPC-2-FP,streams=12
rd=TR8-s6_SPC-2-FP,streams=6
rd=TR9-s3_SPC-2-FP,streams=3
rd=TR10-s1_SPC-2-FP,streams=1
```

* LFP, "read-write" Test Phase

```
* Test Run Sequence 3
rd=default,rdpct=50,xfersize=1024k
rd=TR11-s24_SPC-2-FP,streams=24
rd=TR12-s12_SPC-2-FP,streams=12
rd=TR13-s6_SPC-2-FP,streams=6
rd=TR14-s3_SPC-2-FP,streams=3
rd=TR15-s1_SPC-2-FP,streams=1
```

```
* Test Run Sequence 4
rd=default,xfersize=256k
rd=TR16-s24_SPC-2-FP,streams=24
rd=TR17-s12_SPC-2-FP,streams=12
rd=TR18-s6_SPC-2-FP,streams=6
rd=TR19-s3_SPC-2-FP,streams=3
rd=TR20-s1_SPC-2-FP,streams=1
```

* LFP, "read" Test Phase

* Test Run Sequence 5

```
rd=default,rdpct=100,xfersize=1024k
rd=TR21-s24_SPC-2-FP,streams=24
rd=TR22-s12_SPC-2-FP,streams=12
rd=TR23-s6_SPC-2-FP,streams=6
rd=TR24-s3_SPC-2-FP,streams=3
rd=TR25-s1_SPC-2-FP,streams=1
```

```
* Test Run Sequence 6
rd=default,xfersize=256k
rd=TR26-s24_SPC-2-FP,streams=24
rd=TR27-s12_SPC-2-FP,streams=12
rd=TR28-s6_SPC-2-FP,streams=6
rd=TR29-s3_SPC-2-FP,streams=3
rd=TR30-s1_SPC-2-FP,streams=1
```

Large Database Query Test (“*spc2-ldq-SH.txt*”)

* Large Database Query Test (LDQ)

```
host=localhost,jvms=2,maxstreams=100
```

```
sd=default,host=localhost,size=87g
sd=sd1,lun=/dev/rdsk/c2t600C0FF000000000046407A0AD83C00d0s2
sd=sd2,lun=/dev/rdsk/c2t600C0FF0000000000464033A1B77400d0s2
sd=sd3,lun=/dev/rdsk/c2t600C0FF0000000000464009CFF2BD00d0s2
sd=sd4,lun=/dev/rdsk/c2t600C0FF000000000046402736C97A00d0s2
sd=sd5,lun=/dev/rdsk/c2t600C0FF000000000046404DAB34C700d0s2
sd=sd6,lun=/dev/rdsk/c2t600C0FF00000000004640323E02B000d0s2
```

```
maxlatestart=0
reportinginterval=5
segmentlength=512m
```

```
rd=default,rdpct=99,rampup=180,periods=90,measurement=180,runout=45,rampdown=15
```

* LDQ, 1024 KiB Test Phase

```
* Test Run Sequence 1
rd=default,xfersize=1024k,buffers=4
rd=TR1-s18_SPC-2-DQ,streams=18
rd=TR2-s9_SPC-2-DQ,streams=9
rd=TR3-s4_SPC-2-DQ,streams=4
rd=TR4-s2_SPC-2-DQ,streams=2
rd=TR5-s1_SPC-2-DQ,streams=1
```

```
* Test Run Sequence 2
rd=default,buffers=1
rd=TR6-s18_SPC-2-DQ,streams=18
rd=TR7-s9_SPC-2-DQ,streams=9
rd=TR8-s4_SPC-2-DQ,streams=4
rd=TR9-s2_SPC-2-DQ,streams=2
rd=TR10-s1_SPC-2-DQ,streams=1
```

* LDQ, 64 KiB Test Phase

```
* Test Run Sequence 3
rd=default,xfersize=64k,buffers=4
rd=TR11-s30_SPC-2-DQ,streams=30
rd=TR12-s15_SPC-2-DQ,streams=15
rd=TR13-s7_SPC-2-DQ,streams=7
rd=TR14-s3_SPC-2-DQ,streams=3
```

```
rd=TR15-s1_SPC-2-DQ,streams=1

* Test Run Sequence 4
rd=default,buffers=1
rd=TR16-s30_SPC-2-DQ,streams=30
rd=TR17-s15_SPC-2-DQ,streams=15
rd=TR18-s7_SPC-2-DQ,streams=7
rd=TR19-s3_SPC-2-DQ,streams=3
rd=TR20-s1_SPC-2-DQ,streams=1
```

Video on Demand Delivery Test (“*spc2-vod-SH.txt*”)

* Video on Demand Test (VOD)

```
host=localhost,jvms=2,maxstreams=550
sd=default,host=localhost,size=87g
sd=sd1,lun=/dev/rdsk/c2t600C0FF000000000046407A0AD83C00d0s2
sd=sd2,lun=/dev/rdsk/c2t600C0FF0000000000464033A1B77400d0s2
sd=sd3,lun=/dev/rdsk/c2t600C0FF0000000000464009CFF2BD00d0s2
sd=sd4,lun=/dev/rdsk/c2t600C0FF000000000046402736C97A00d0s2
sd=sd5,lun=/dev/rdsk/c2t600C0FF000000000046404DAB34C700d0s2
sd=sd6,lun=/dev/rdsk/c2t600C0FF00000000004640323E02B000d0s2
maxlatestart=0
#videosegmentduration=120
videosegmentduration=1200
maxlatevod=0
reportinginterval=5

rd=default,rampup=1200,periods=600,measurement=7200,runout=45,rampdown=15,buffers=8
#rd=default,rampup=300,periods=150,measurement=720,runout=45,rampdown=15,buffers=8

rd=TR1-s500_SPC-2-VOD,streams=500
```

Persistence Test Run 1 (“*spc2-persist1-SH.txt*”)

* Persist 1

```
host=localhost,jvms=1,maxstreams=500
sd=default,host=localhost,size=87g
sd=sd1,lun=/dev/rdsk/c2t600C0FF000000000046407A0AD83C00d0s2
sd=sd2,lun=/dev/rdsk/c2t600C0FF0000000000464033A1B77400d0s2
sd=sd3,lun=/dev/rdsk/c2t600C0FF0000000000464009CFF2BD00d0s2
sd=sd4,lun=/dev/rdsk/c2t600C0FF000000000046402736C97A00d0s2
sd=sd5,lun=/dev/rdsk/c2t600C0FF000000000046404DAB34C700d0s2
sd=sd6,lun=/dev/rdsk/c2t600C0FF00000000004640323E02B000d0s2
maxlatestart=1
reportinginterval=5
segmentlength=512m

rd=default,rampup=180,periods=90,measurement=300,runout=0,rampdown=0,buffers=1

rd=default,rdpct=0,xfersize=1024k
rd=TR1-30s_SPC-2-persist-w,streams=30
```

Persistence Test Run 2 (“*spc2-persist2-SH.txt*”)

* Persistence Test Run 2

```
host=localhost,jvms=2,maxstreams=100
sd=default,host=localhost,size=87g
sd=sd1,lun=/dev/rdsk/c2t600C0FF0000000000046407A0AD83C00d0s2
sd=sd2,lun=/dev/rdsk/c2t600C0FF00000000000464033A1B77400d0s2
sd=sd3,lun=/dev/rdsk/c2t600C0FF00000000000464009CFF2BD00d0s2
sd=sd4,lun=/dev/rdsk/c2t600C0FF0000000000046402736C97A00d0s2
sd=sd5,lun=/dev/rdsk/c2t600C0FF0000000000046404DAB34C700d0s2
sd=sd6,lun=/dev/rdsk/c2t600C0FF000000000004640323E02B000d0s2
maxlatestart=1
reportinginterval=5
segmentlength=512m

maxpersistenceerrors=10
*corruptstreams=3

rd=default,buffers=1,rdpct=100,xfersize=1024k
rd=TR1-30s_SPC-2-persist-r
```


APPENDIX E: SPC-2 WORKLOAD GENERATOR EXECUTION COMMANDS AND PARAMETERS

“runspc2-audit-3510.sh”

```
#!/usr/bin/ksh
#
script=runspc2-audit-3510.sh
#
output=Audit
basedir=/spc/output/spc2/3510-3tray-6LD/v40c
outdir=$basedir/$output
config=/spc/config/spc2/3510/v40c
#
mkdir -p $outdir
cp $script $outdir
#
mailx -s spc2-Just-started-on-a3510 theman@sun.com,leah.schoeb@sun.com < $script
#
java vdbench -f $config/spc2-lfp-SH.txt -o $outdir/lfp-SH/
sleep 5
cp $config/spc2-lfp-SH.txt $outdir
sleep 5
mailx -s spc2-SHLFP-x64-F theman@sun.com,leah.schoeb@sun.com < $outdir/lfp-
SH/summary.html
sleep 5
#
java vdbench -f $config/spc2-ldq-SH.txt -o $outdir/ldq-SH/
sleep 5
cp $config/spc2-ldq-SH.txt $outdir
sleep 5
mailx -s spc2-SHLDQ-x64-F theman@sun.com,leah.schoeb@sun.com < $outdir/ldq-
SH/summary.html
sleep 5
#
java vdbench -f $config/spc2-vod-SH.txt -o $outdir/vod-SH/
sleep 5
cp $config/spc2-vod-SH.txt $outdir
sleep 5
mailx -s spc2-SHVOD-x64-F theman@sun.com,leah.schoeb@sun.com < $outdir/vod-
SH/summary.html
#
java vdbench -f $config/spc2-persist1-SH.txt -o $outdir/persist1/
sleep 5
cp $config/spc2-persist1-SH.txt $outdir
sleep 5
mailx -s $script-is-finished theman@sun.com < $outdir/persist1/summary.html
#
##java vdbench -f $config/spc2-persist2-SH.txt -o $outdir/persist2/
##sleep 5
##cp $config/spc2-persist2-SH.txt $outdir
##sleep 5
#
cd $basedir ; /usr/bin/zip -r $output.zip $output
touch $basedir/link ; echo " " >> $basedir/link
echo "      Use the link below to download the zipped file" >> $basedir/link
echo " " >> $basedir/link
echo http://sbm-220a.central.sun.com/export/$basedir/$output.zip >> $basedir/link
mailx -s $script-is-finished theman@sun.com,leah.schoeb@sun.com < $basedir/link
rm $basedir/link
```

“runspc2-audit-3510-persist2”

```
#!/usr/bin/ksh
#
script=runspc2-audit-3510.sh
#
output=Audit
basedir=/spc/output/spc2/3510-3tray-6LD/v40c
outdir=$basedir/$output
config=/spc/config/spc2/3510/v40c
#
java vdbench -f $config/spc2-persist2-SH.txt -o $outdir/persist2/
```